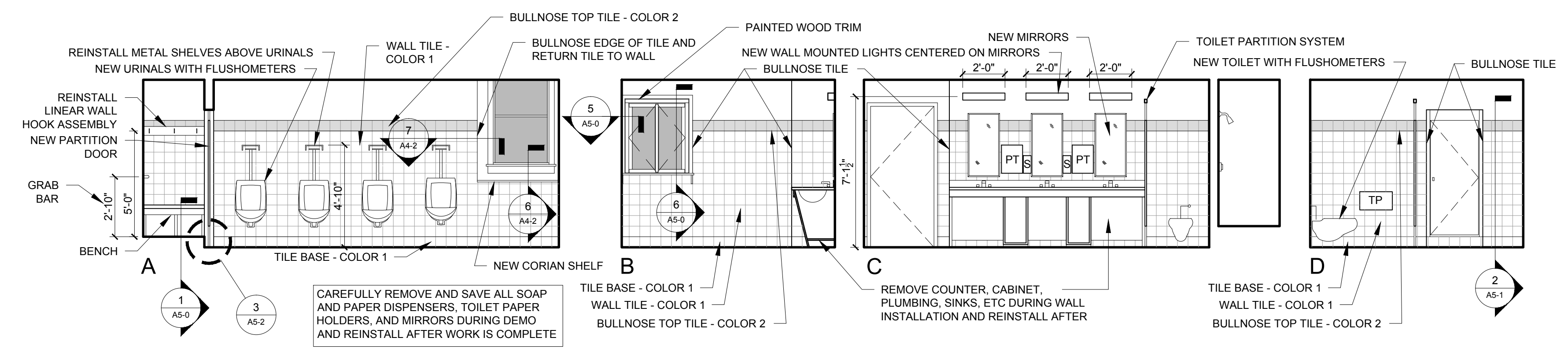


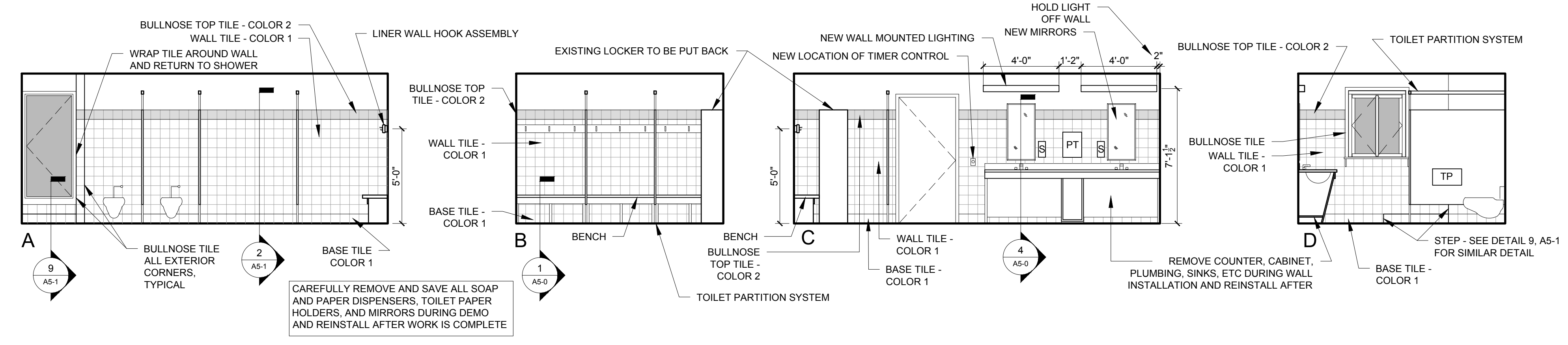
PT = PAPER TOWELS  
 S = SOAP DISPENSER  
 TP = TOILET PAPER DISPENSER  
 KEY

1 VISION ROOM 1 - #407  
 1/4" = 1'-0"

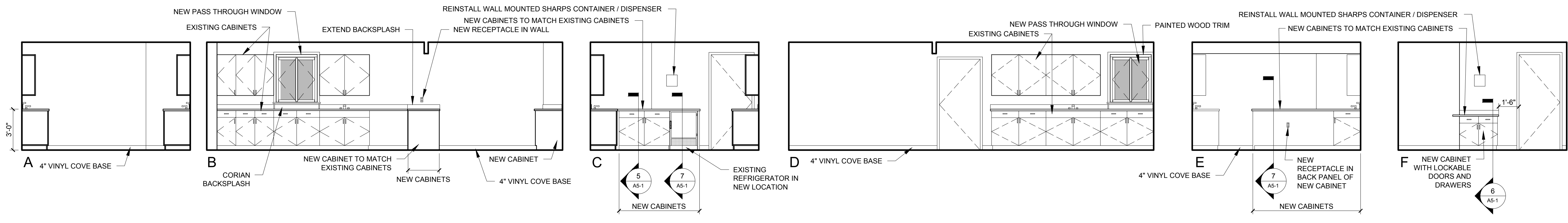
2 VISION ROOM 2 - #409  
 1/4" = 1'-0"



3 MALE URINALIS - #412  
 1/4" = 1'-0"



4 WOMENS URINALIS - #415  
 1/4" = 1'-0"



5 LAB - #413  
 1/4" = 1'-0"

© 2014 RYAN SENATORE ARCHITECTURE

MEPS  
 510 CONGRESS STREET  
 PORTLAND, MAINE

**RSA**  
 RYAN SENATORE  
 ARCHITECTURE  
 565 CONGRESS STREET  
 SUITE 304  
 PORTLAND, MAINE 04101  
 207-650-6414  
 senatorearchitecture.com

CONSULTANTS:

REVISIONS:

DATE: AUGUST 29, 2014  
 PROJECT No.  
 DRAWN BY: RRT / RJS  
 CHECKED BY: RJS  
 SCALE: AS NOTED

SHEET TITLE:  
 INTERIOR  
 ELEVATIONS

A4-0