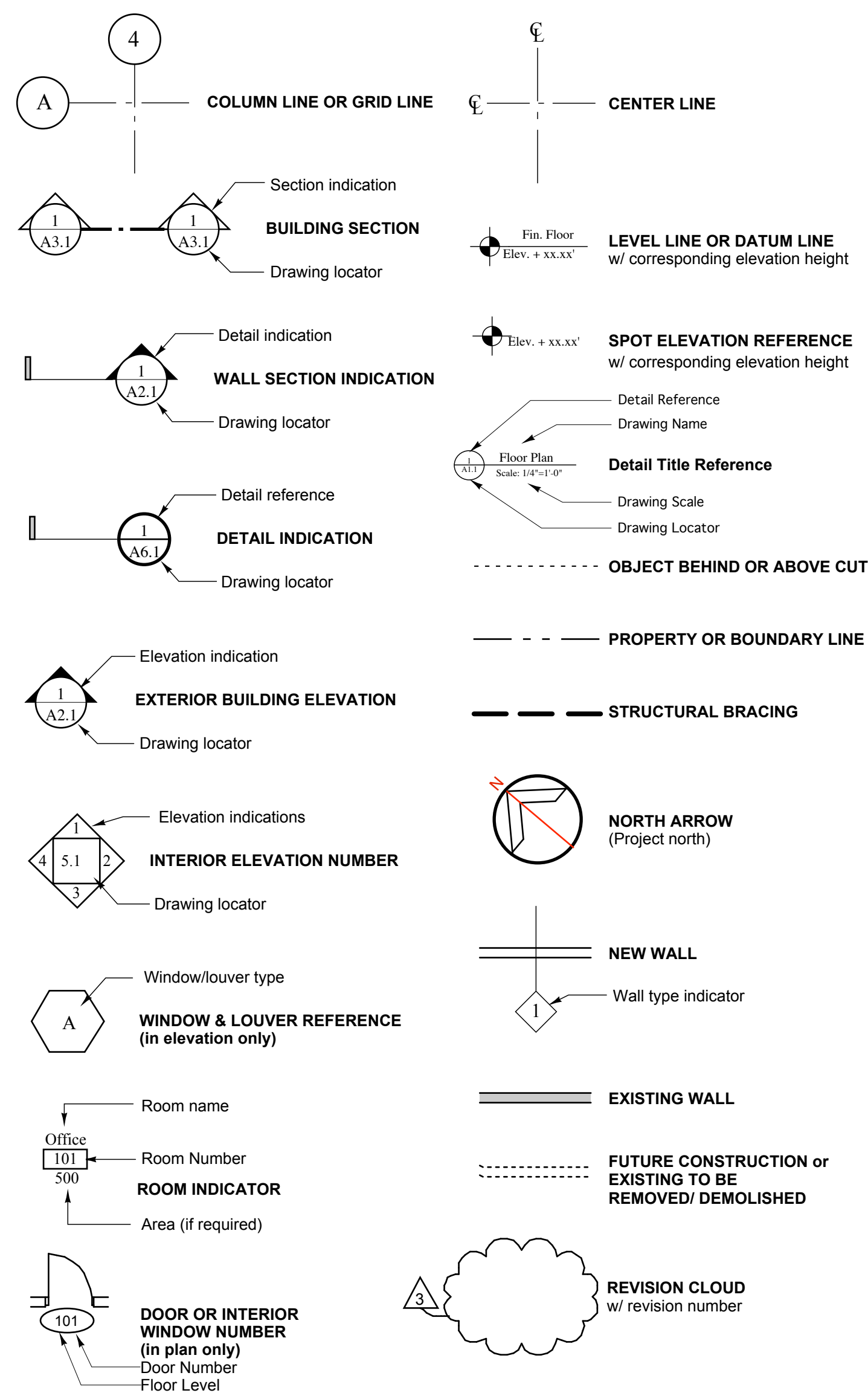


Admissions Facilities Maine College of Art Portland, Maine

RRIA
Richard Renner Architects

133 South Main Street
Sherborn, MA 01770
508.651.2385
207.773.9699 fax
508.651.0911 fax

SYMBOLS and KEYS




SHEET INDEX

ARCHITECTURAL DRAWINGS

- LS1.1 Life Safety Plan & Code Review
- D1.1 First Floor Demolition Plan
- A1.1 First Floor Plan
- A1.2 First Floor Plan Enlarged
- A2.1 Building Section
- A3.1 Door, Finish Schedule
- A4.1 Interior Elevations
- A4.2 Interior Elevations
- A4.3 Interior Elevations
- A4.4 Restroom Details
- A5.1 Misc. Details
- RC1.1 First Floor Reflected Ceiling Plan

MECHANICAL & ELECTRICAL DRAWINGS

- M.1 First Floor HVAC Plan
- M.2 Second Floor Mechanical
- M.3 Third Floor HVAC Plan
- M.4 First Floor Mechanical
- M.5 Mechanical Schedule
- E1.1 First Floor Power Plan
- E1.2 Second Floor Power Plan
- E1.3 Third Floor Power Plan
- E2.1 Elec. Details, Legends, Schedules



Project Architect, Consultants & Construction Manager/Contractor

ARCHITECT
Richard Renner Architects
61 Pleasant Street
Portland, ME 04101
(207) 773-9699

133 South Main Street
Sherborn, MA 01770
(508) 651-2385

STRUCTURAL ENGINEER
Becker Structural Engineers, Inc.
75 York Street
Portland, ME 04101
(207) 879-1838

MECHANICAL SYSTEMS ENGINEER
ELECTRICAL ENGINEER
Bennett Engineering, Inc.
7 Bennett Road
Freeport, ME 04032
(207) 865-9475

LIGHTING CONSULTANT
J & M Lighting Design, Inc.
P.O. Box 659 A
Kennebunkport, ME 04046
(207) 967-5223

CONSTRUCTION MANAGER/CONTRACTOR
Wright-Ryan Construction
10 Danforth Street
Portland, ME 04101
(207) 773-3625

Project Data

Owner	Maine College of Art Portland, ME
Building Codes	International Building Code (IBC), 2003 edition NFPA 101 Life safety Code
No. of Stories	5 stories with basement
Height of Building	Approx. 80 feet (average)
First Floor Area	5,000 square feet to be renovated
Total First Floor Area	25,000 square feet
Use Group	Business Group, B
Construction Type	Type III A (602.3)
Sprinkler	sprinklered, per NFPA 13

Consultants:

MAINE COLLEGE OF ART
Admissions Facilities

522 Congress Street
Portland, Maine

Cover Sheet

Drawn by: ENM
Scale: 1/8"=1'-0"
Date: 04.01.08

File Name: 2007-08.00
Project No.: 2007-08.00
Revised:

ADMISSIONS

COVER

Building Code Analysis (IBC 2003, NFPA 101)

Use and Occupancy Classification Business Group B (304.1), Business (6.1.11)

Construction Type Type III A (602.3) Exterior walls are of non-combustible material and interior building elements are of any material permitted by code

Automatic Sprinkler System The building is currently fully sprinklered per NFPA 13

1. Existing Structure Information

	Building Area	Renovation Area
Basement	26,500 sq ft	0
First Floor	25,000 sq ft	5,000 sq ft
Second Floor	25,000 sq ft	1,500 sq ft
Third Floor	25,000 sq ft	12,700 sq ft
Fourth Floor	25,000 sq ft	0
Fifth Floor	25,000 sq ft	0
Totals	151,500 sq ft	19,200 sq ft

Number of Stories above Grade 5 w/ basement
Building height approximately 80 ft

2. Allowable Area (Table 503)

	Allowable area per floor	Allowable height	Allowable number of stories
Allowable area per floor	28,500 sq ft	65 ft	5

3. Height and Area Modification with Automatic Sprinkler System (504.2)

	Allowable height increase	Total allowable height with modifications
Allowable height increase	1 story, 20 ft.	6 stories, 85 ft.

The building height and area are within the permitted limits

4. Occupant Load (Table 7.3.1.2)

Rm #	Room Name	Area	Occupancy Load	Actual Occupancy
101	Gallery	550 sq ft	11	1
102	Interview Room	74 sq ft	4	0
103	Office	290 sq ft	1	1
104	Office	1200 sq ft	1	1
105	Storage Room	245 sq ft	0	0
106	Rest Room	140 sq ft	1	1
107	Rest Room	216 sq ft	1	1
108	Work Room	216 sq ft	5	0
109	Admissions Hallway	1933 sq ft	1	1
110	Office	238 sq ft	1	1
111	Office	368 sq ft	2	2
112	MFA Archive Gallery	192 sq ft	10	2
113	Office	883 sq ft	4	4
114	Counselor Open Office	2241 sq ft	4	0
115	Interview Room	2241 sq ft	1	1
116	Office	2241 sq ft	1	1
117	Office	2241 sq ft	1	1
118	Office	2241 sq ft	1	1
119	Continuing Studies Waiting Area	2241 sq ft	3	0
120	Office	2241 sq ft	1	1
121	Gallery	2241 sq ft	11	0

net increase of 5 over current occupancy for second floor
Occupant Load calculated using Occupant Load Factor of 100 sq ft per person (Table 7.3.1.2)

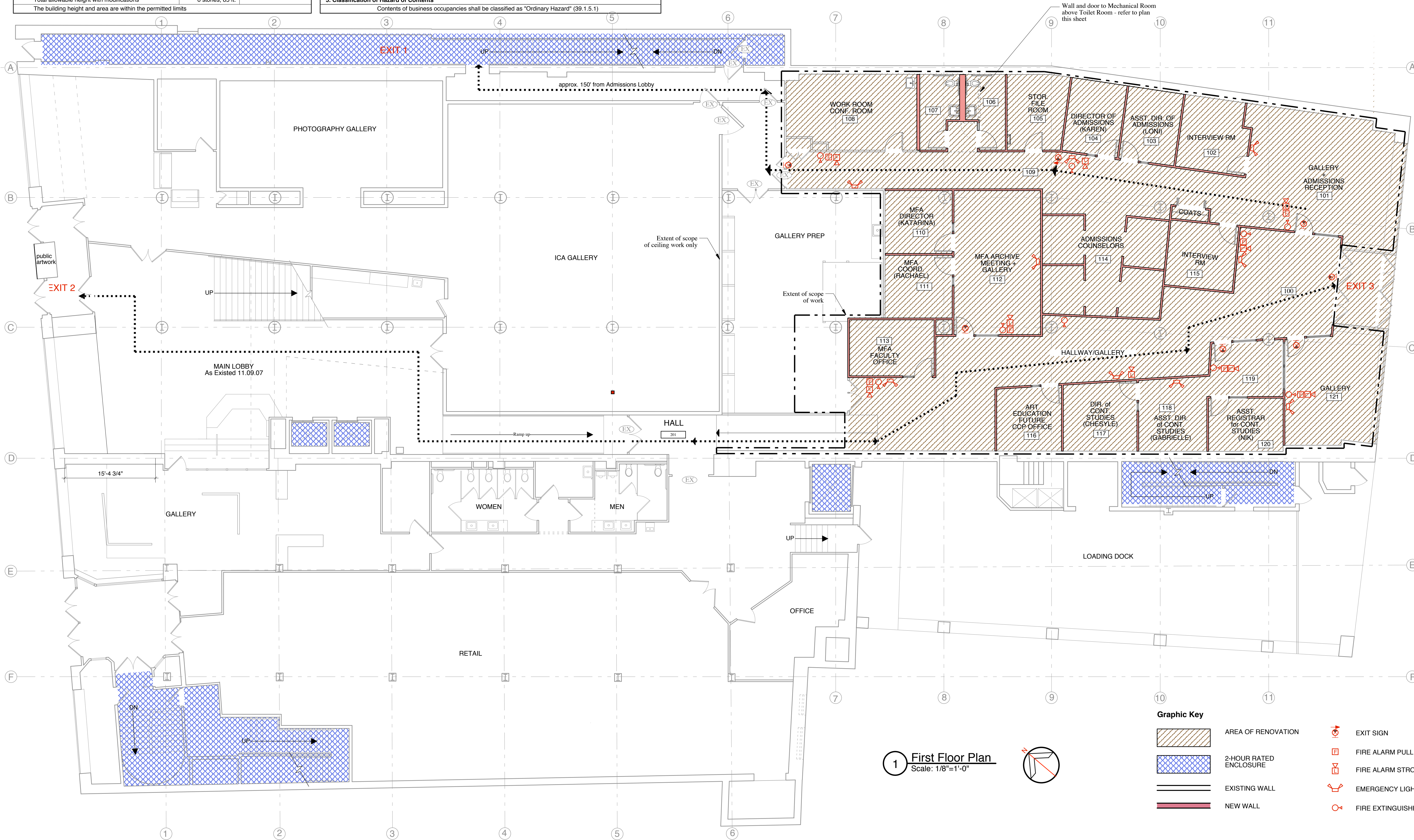
5. Classification of Hazard of Contents
Contents of business occupancies shall be classified as "Ordinary Hazard" (39.1.5.1)

6. Minimum Fire Resistance Requirements of Building Elements (Table 601, Table 602, 39.3.2.2)

Building Element	Fire Resistance Rating
Structural Frame	1 hour
Loadbearing exterior walls	2 hours
Loadbearing interior walls	1 hour
Non-loadbearing exterior walls (fire separation distance less than 30 ft.)	1 hour
Non-loadbearing exterior walls (fire separation distance greater than 30 ft.)	0 hours
Floor construction	1 hour
Roof construction	1 hour
Shaft enclosures	2 hours
Exit enclosures	2 hours
Corridors	0 hours Table 1016.1

7. Means of Egress Components

Exit	Area Served	Occupant Load	Required Stair Width	Stair Width Provided	Required Corridor Width	Corridor Width Provided
Exit 1	8379 sq ft	10			20"	60"
Exit 2	4000 sq ft	17			7"	130"
Exit 3	5000 sq ft	10			10"	60"



RR | A merlArchitects

132 South Main Street
Shrewsbury, MA 01770
508.651.2365
207.773.9699
508.651.0911 fax

MAINE COLLEGE OF ART
Admissions Facilities

522 Congress Street
Portland, Maine

First Floor Life Safety Plan

Drawn by: EJM
File Name: 2007-08 LS1.1
Scale: 1/8"=1'
Date: 04.01.08

Project No. RRA2007-08.00
Revised:

ADMISSIONS
LS 1.1

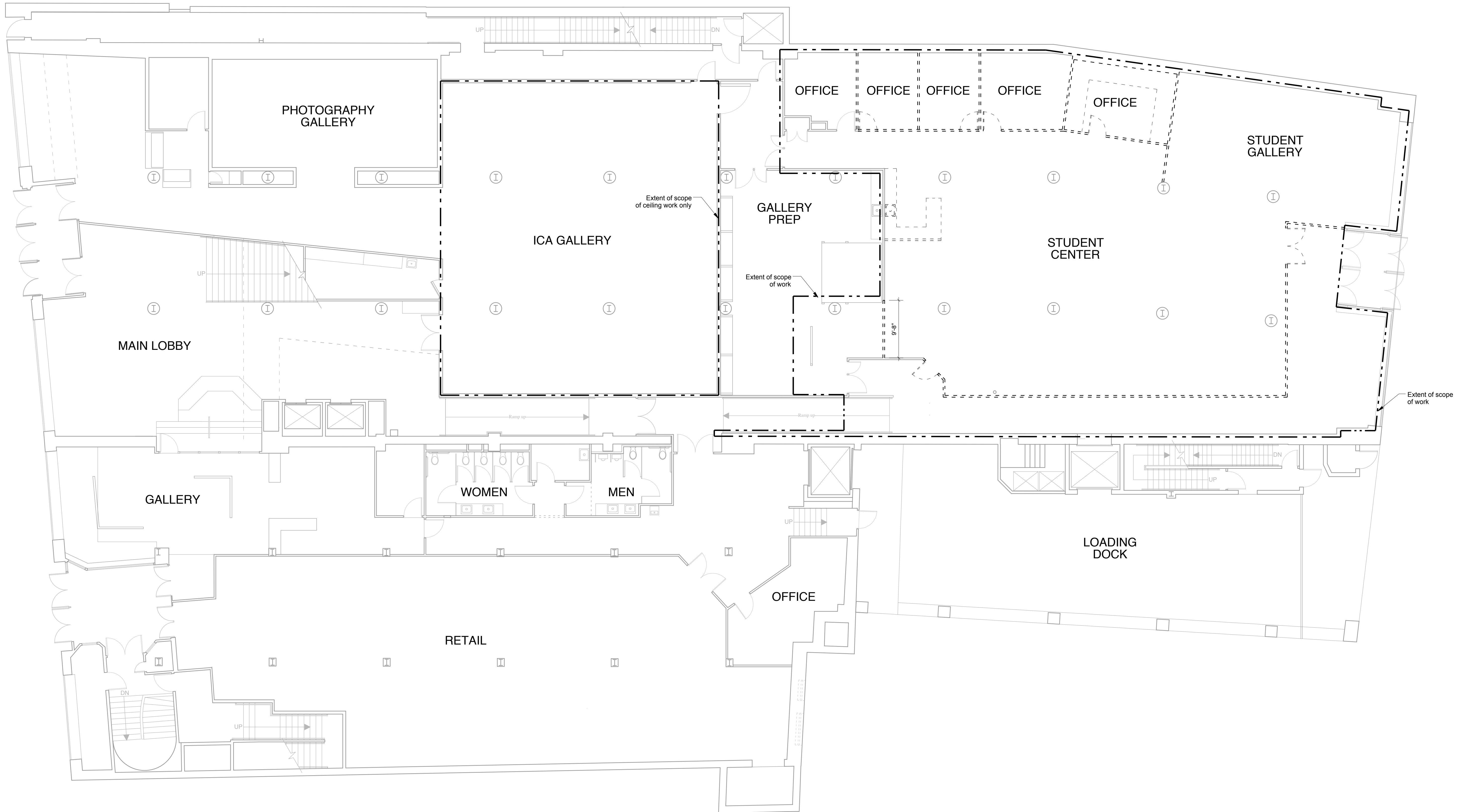
DEMOLITION NOTES:

1. Coordinate removal of existing ductwork, heaters, etc with new mechanical drawings
2. Remove existing wall as noted, repair flooring & ceiling as required. Coordinate w/structural dwgs.
3. Remove all unused piping - coordinate with mechanical drawings
4. Remove all damaged floorboards, tile flooring, etc. Level smooth with existing slab - repair as necessary. Prep for new finish.
5. Remove doors, set aside for reuse
6. All mechanical, electrical, plumbing and sprinkler systems are to remain fully intact unless noted specifically for demolition.

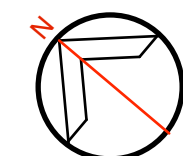
- Extent of scope of work U.N.O.
- - - Dashed lines indicate areas of demolition
- Existing walls to remain
- ▨ Indicates overhead plumbing at areas of increased density

GENERAL NOTES:

1. The location, size, and type of existing utilities shown on these drawings is approximate.
2. Notify architect immediately of unexpected conditions or discrepancies between drawings and existing conditions
3. Coordinate areas to be demolished with construction drawings to determine extent of demolition
4. Coordinate with mechanical drawings for items to be removed or relocated
5. Coordinate with electrical drawings for panels, fixtures, and wiring to be removed or relocated
6. Notify owner prior to any interruptions in building services during demolition, coordinate prolonged power and other utility disruptions to minimize disruptions to normal building operations.



1 FIRST FLOOR DEMO PLAN
SCALE: 1/8" = 1'-0"



RR | A
Richard Renner Architects
132 South Main Street
Shelburne, MA 01770
508.651.2365
508.651.0911 fax

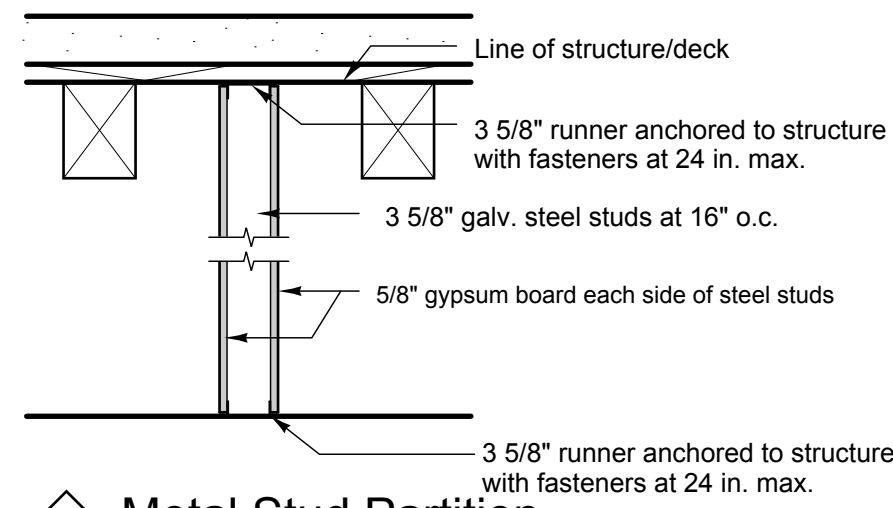
Consultants:

MAINE COLLEGE OF ART
Admissions Facilities
522 Congress Street
Portland, Maine

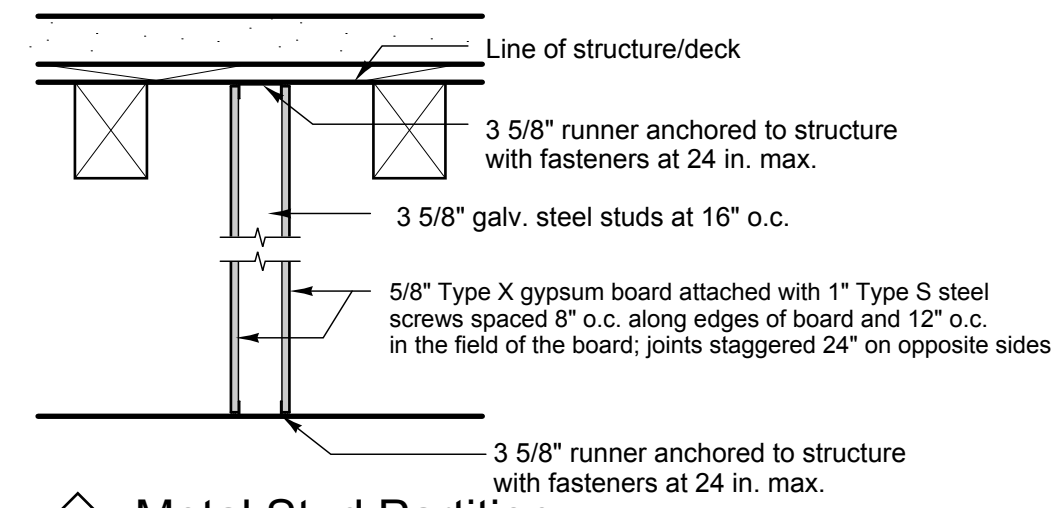
First Floor Demo Plan
Drawn by: ENM File Name: 2007-15.00
Scale: 1/8"=1'-0" Project No. 2007-15
Date: 02/04/08 Revised:

ADMISSIONS
D1.1

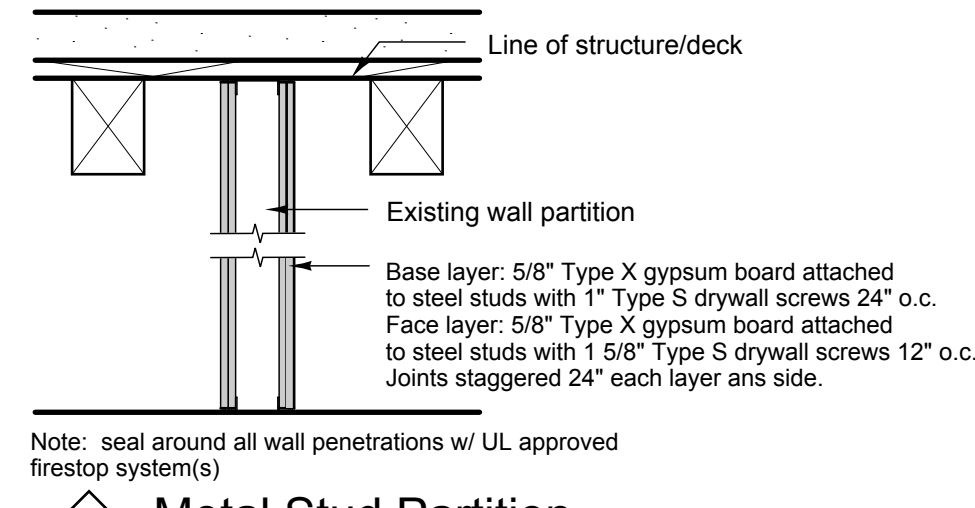
WALL TYPES :



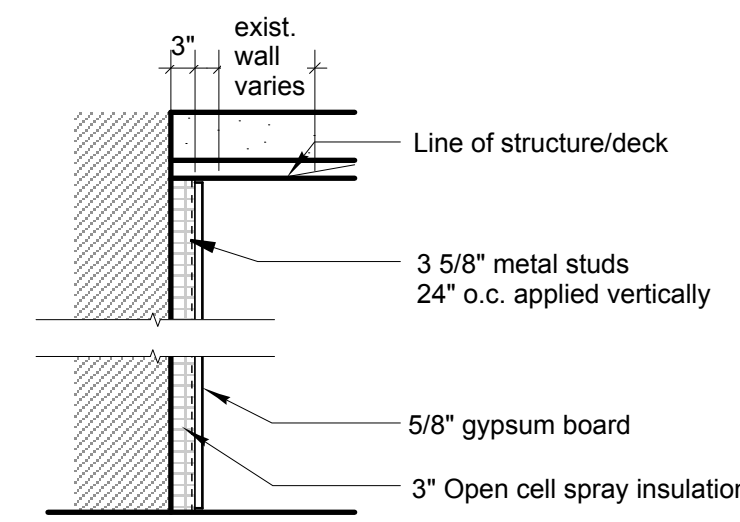
1 Metal Stud Partition
NON-RATED



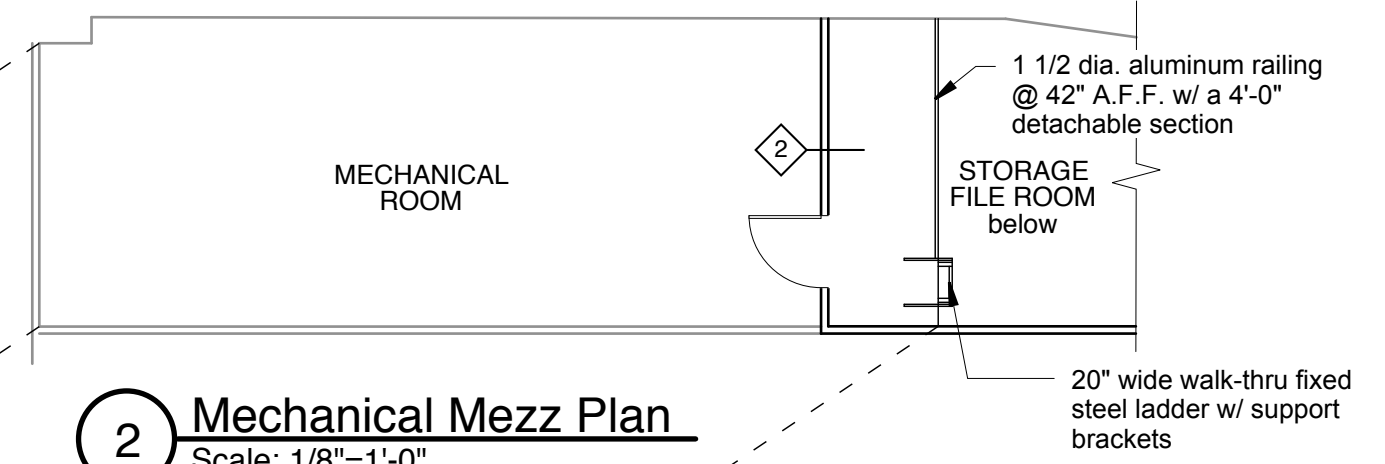
2 Metal Stud Partition
1-HOUR FIRE RATING -
UL U465



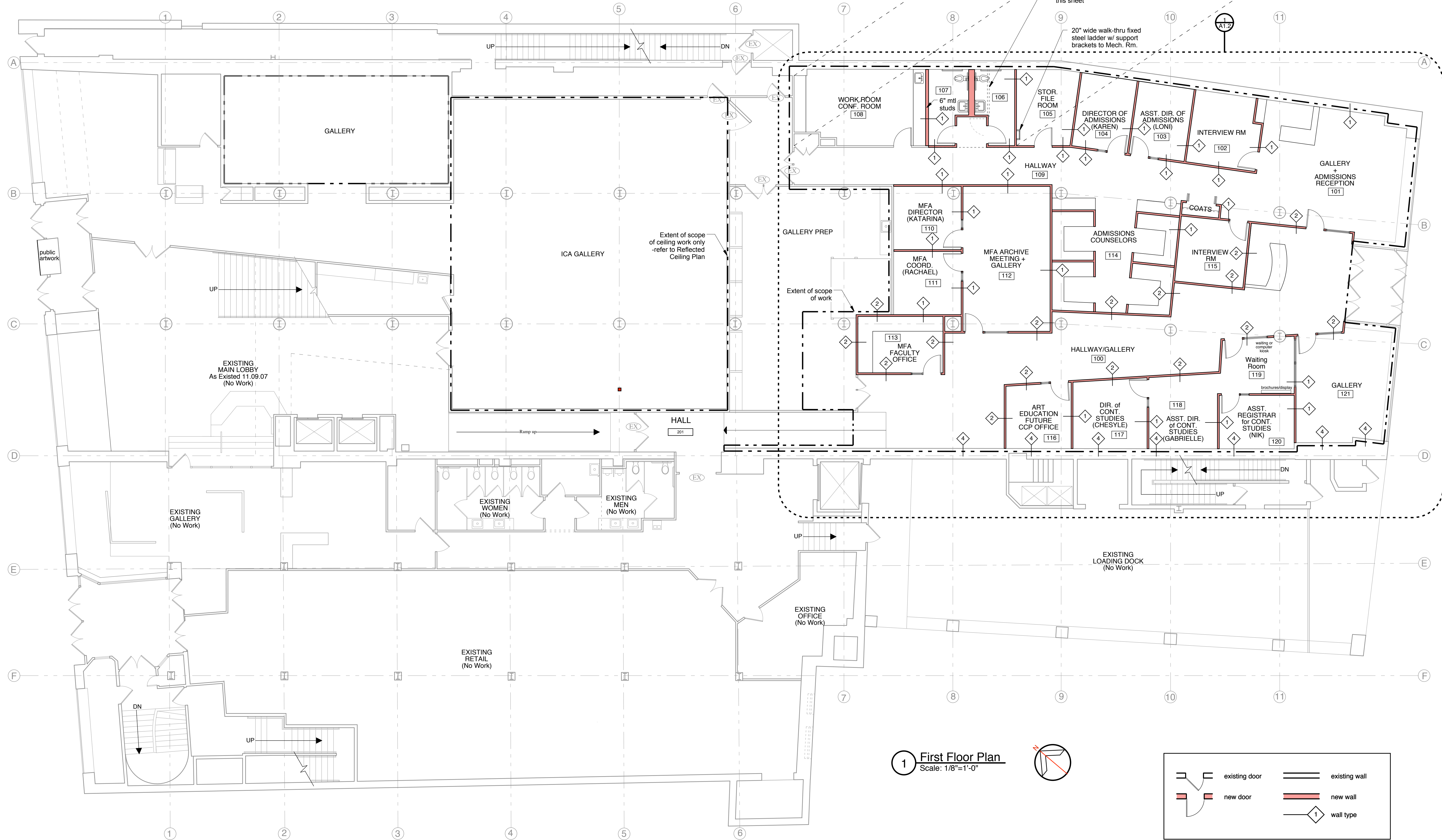
3 Metal Stud Partition
2-HOUR FIRE RATING -
UL U411



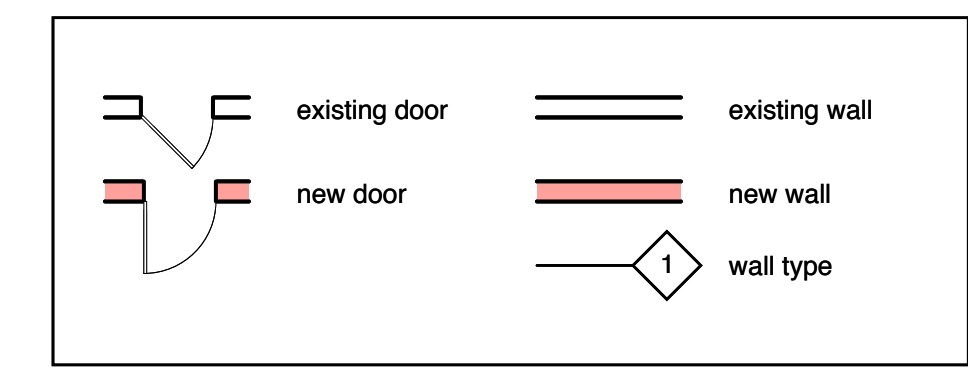
4 Metal Stud Furring at Existing Exterior Wall
Non Load Bearing / Non Rated Assembly



2 Mechanical Mezz Plan
Scale: 1/8"=1'-0"



1 First Floor Plan
Scale: 1/8"=1'-0"

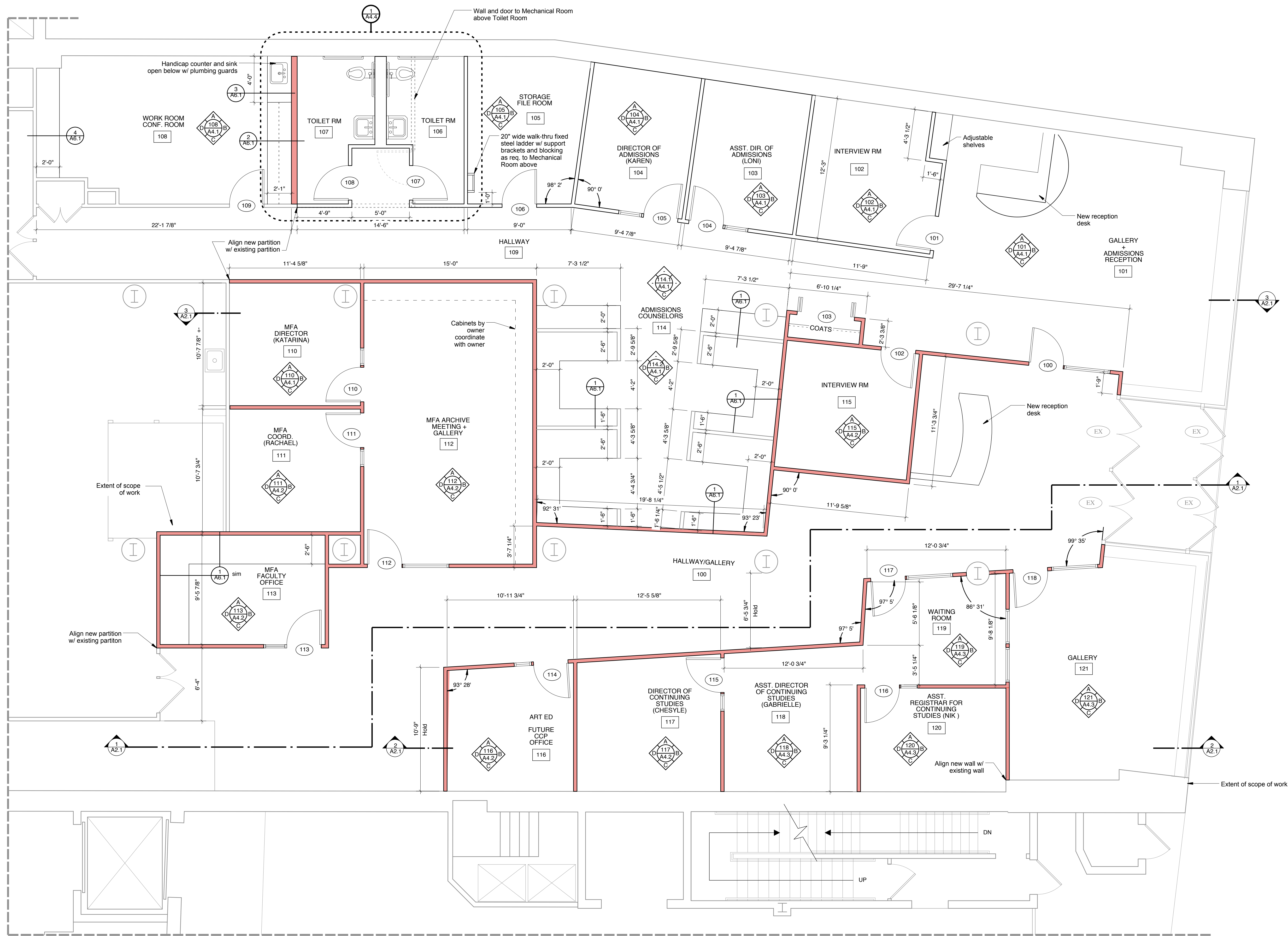


RRRA
Richard Remert/Architects
132 South Main Street
Shelborn, MA 01770
508.651.2365
207.773.9699
508.651.0911 fax

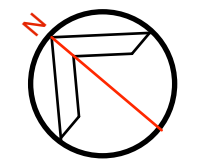
MAINE COLLEGE OF ART
Admissions Facilities
522 Congress Street
Portland, Maine

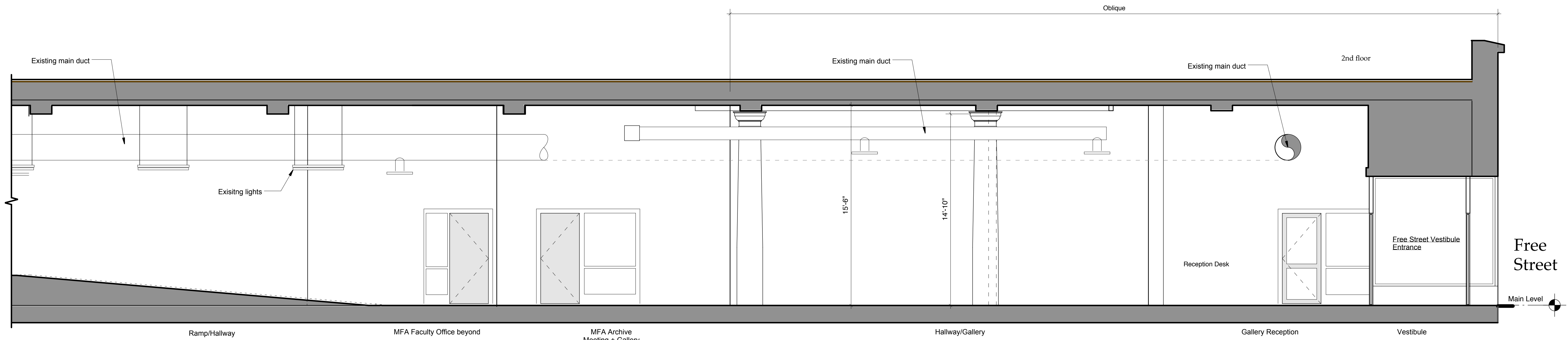
First Floor Plan & Wall Types
Drawn by: E/M/TD
File Name: 2007-08 A1.1
1st Floor Plan
Scale: 1/8"=1'
Project No. RRA2007-08.00
Date: 03/18/08
Revised:

ADMISSIONS
A1.1

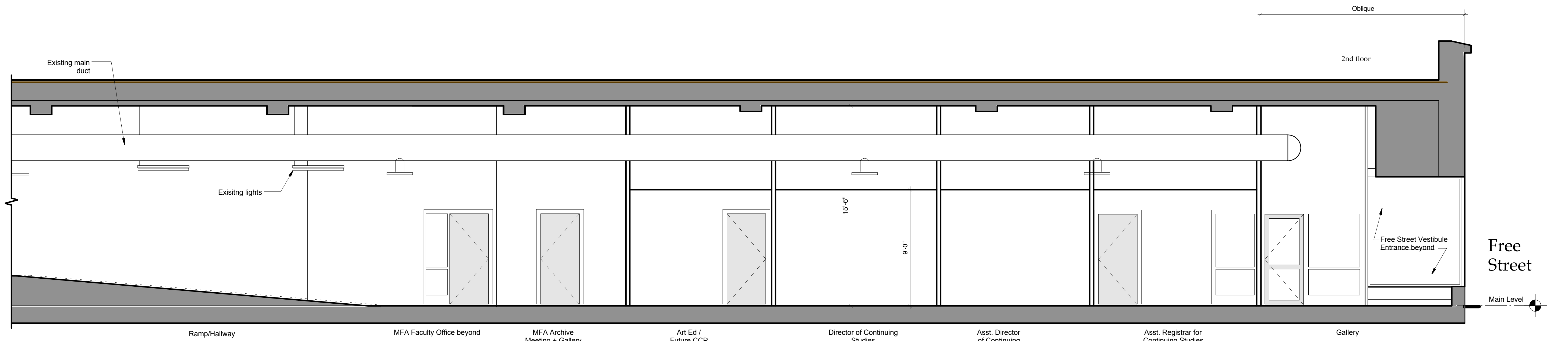


1 First Floor Plan
Scale: 1/4"=1'-0"

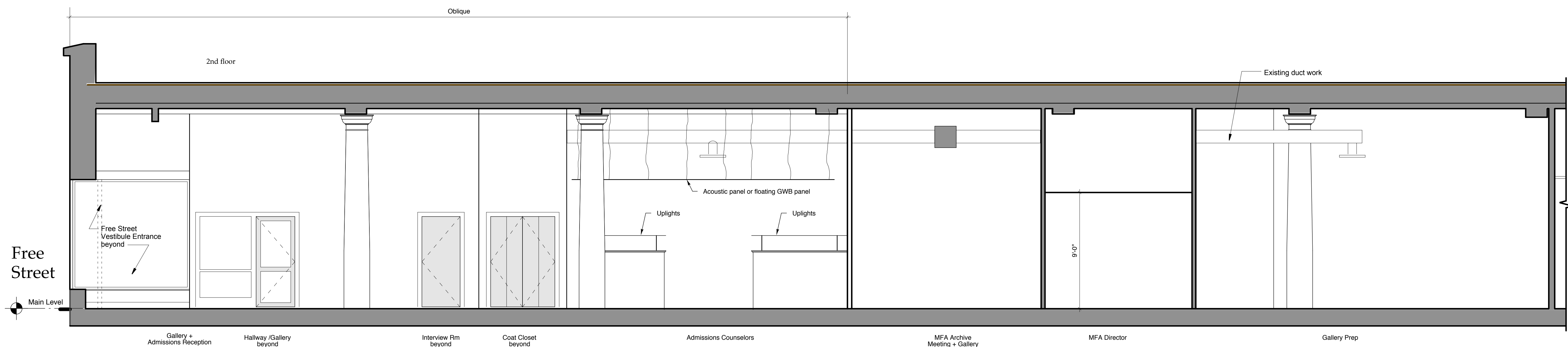




1 Partial Building Section
1/4" = 1'-0"



2 Partial Building Section
1/4" = 1'-0"



3 Partial Building Section
1/4" = 1'-0"

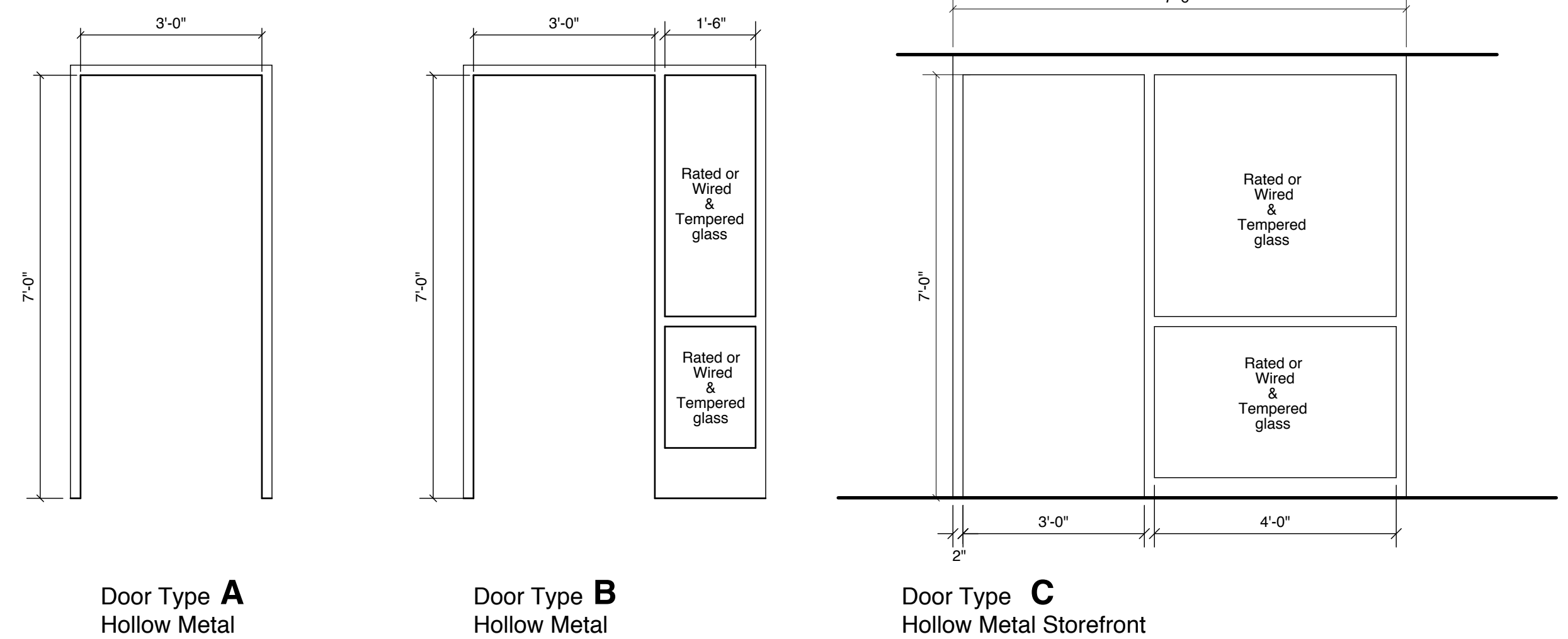
RR | A
Richard Renner Architects
132 South Main Street
Sherborn, MA 01770
508.651.2365
207.773.9699
508.651.0911 fax

**MAINE COLLEGE OF ART
Admissions Facilities**

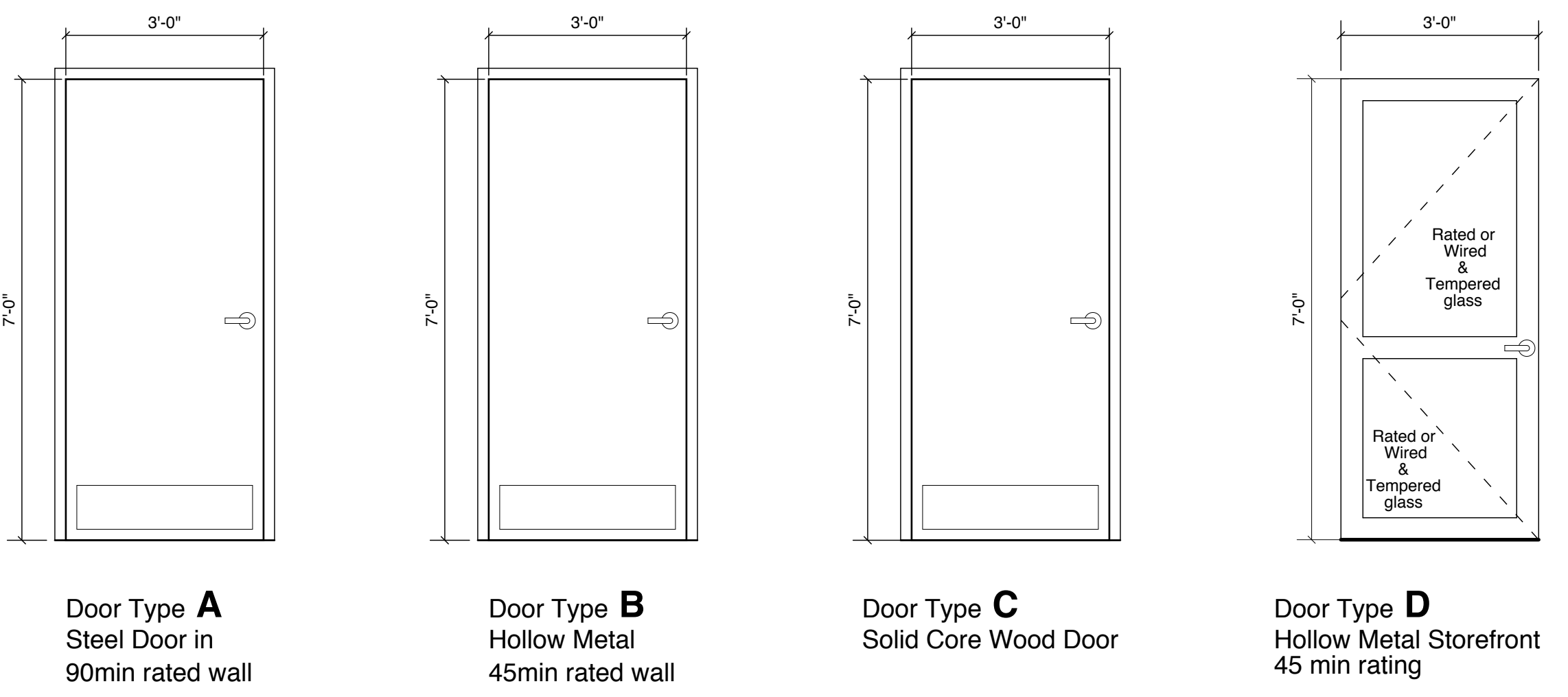
522 Congress Street
Portland, Maine

Sections
Drawn by: TD
File Name: 2007-08 A2
1st Floor Plan
Scale: 1/8" = 1'
Date: 04/01/08
Project No. RRA2007-08.00
Revised:

ADMISSIONS
A2.1



1 **Frame Types**
Scale: 1/2"=1'-0"



2 **Door Types**
Scale: 1/2"=1'-0"

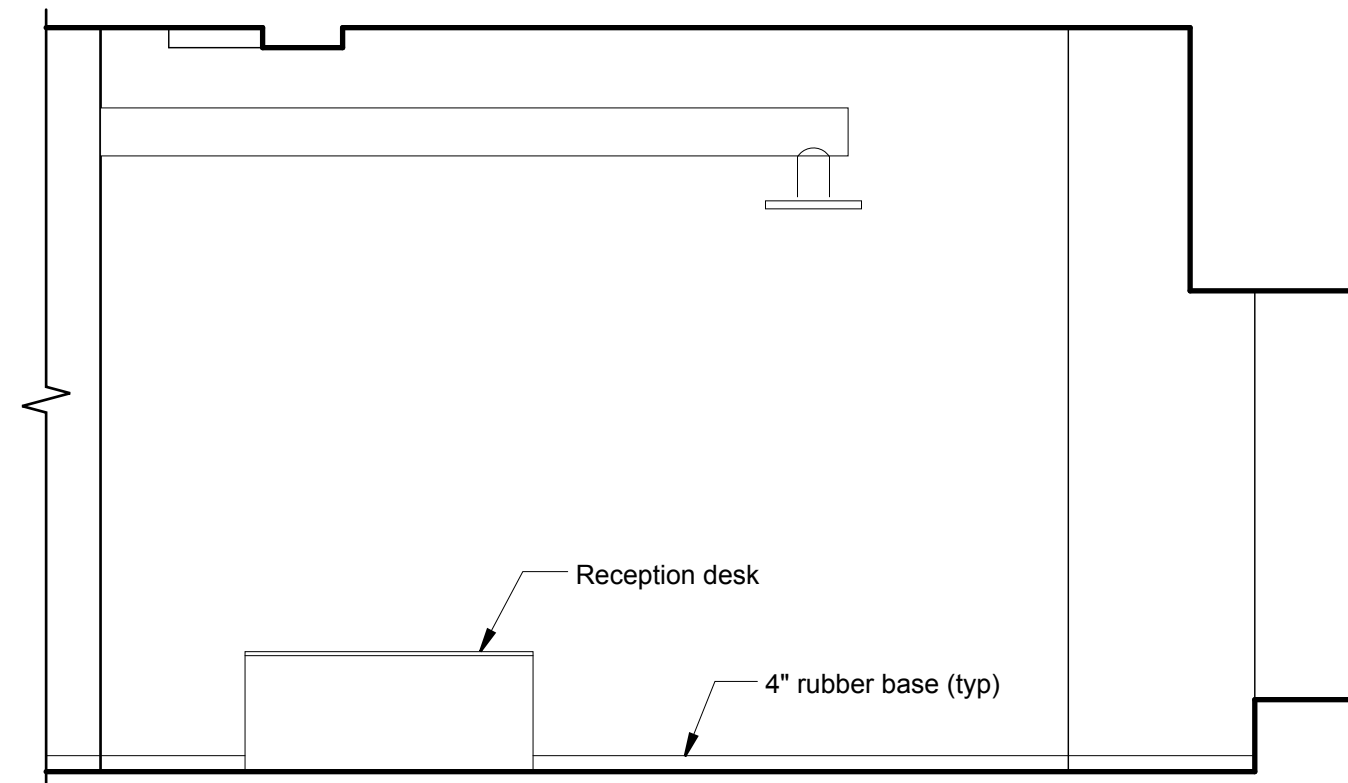
Note: All paint shall be Low VOC paint. Carpet shall have recycled content. Acoustic Panels shall be environmentally friendly.

Location	Rm. No.	Room Name	Floor	Base	Walls				Ceiling		Remarks
					Material/Finish	Material/Finish	Detail	NORTH	EAST	SOUTH	
	100	Main Hallway	Polished Terrazo	rubber	qwb - painted	qwb - painted	qwb - painted	qwb - painted	existing plaster	15'-6"	provide alt. To install acoustic tiles like ICA
	101	Gallery & Admissions Reception	Polished Terrazo	rubber	qwb - painted	qwb - painted	qwb - painted	qwb - painted	acoustic tile adhered to existing plaster	15'-6"	match acoustic details from ICA
	102	Interview Room	Carpet	rubber	qwb - painted	qwb - painted	qwb - painted	qwb - painted	acoustic	9'-0"	
	103	Asst. Director of Admissions	Carpet	rubber	qwb - painted	qwb - painted	qwb - painted	qwb - painted	acoustic	9'-0"	
	104	Director of Admissions	Carpet	rubber	qwb - painted	qwb - painted	qwb - painted	qwb - painted	acoustic	9'-0"	
	105	File Storage Room	Carpet	rubber	qwb - painted	qwb - painted	qwb - painted	qwb - painted	existing plaster	9'-0"	
	106	Restroom	Polished Concrete	rubber	qwb - painted	qwb - painted	qwb - painted	qwb - painted	existing plaster & newGWB	8'-0"	
	107	Restroom	Polished Concrete	rubber	qwb - painted	qwb - painted	qwb - painted	qwb - painted	existing plaster- ptd	8'-0"	
	108	Work/Conference Room	Carpet	rubber	qwb - painted	qwb - painted	qwb - painted	qwb - painted	existing plaster- ptd	8'-0"	
	109	Admissions Hallway	Polished Terrazo & Concrete	rubber	qwb - painted	qwb - painted	qwb - painted	qwb - painted	existing plaster, ptd & acoustic	15'-6"	
	110	MFA Director Office	Carpet	rubber	qwb - painted	qwb - painted	qwb - painted	qwb - painted	acoustic	9'-0"	
	111	MFA Coordinator	Carpet	rubber	qwb - painted	qwb - painted	qwb - painted	qwb - painted	acoustic	9'-0"	
	112	MFA Gallery & Meeting Space	Polished Terrazo & Concrete	rubber	qwb - painted	qwb - painted	qwb - painted	qwb - painted	acoustic clouds	15'-6"	
	113	MFA Faculty	Carpet	rubber	qwb - painted	qwb - painted	qwb - painted	qwb - painted	acoustic clouds	15'-6"	
	114	Admissions Counselors	Carpet	rubber	qwb - painted	qwb - painted	qwb - painted	qwb - painted	acoustic clouds	15'-6"	provide alt. To install acoustic tiles like ICA
	115	Interview Room	Carpet	rubber	qwb - painted	qwb - painted	qwb - painted	qwb - painted	acoustic	9'-0"	
	116	Art Education or CCP	Carpet	rubber	qwb - painted	qwb - painted	qwb - painted	qwb - painted	acoustic	9'-0"	
	117	Director of Continuing Studies	Carpet	rubber	qwb - painted	qwb - painted	qwb - painted	qwb - painted	acoustic	9'-0"	
	118	Assistant Director of CS	Carpet	rubber	qwb - painted	qwb - painted	qwb - painted	qwb - painted	acoustic	9'-0"	
	119	CS Reception	Carpet	rubber	qwb - painted	qwb - painted	qwb - painted	qwb - painted	acoustic	9'-0"	
	120	Asst. Registrar for CS	Carpet	rubber	qwb - painted	qwb - painted	qwb - painted	qwb - painted	acoustic	15'-6"	
	121	Gallery	Polished Terrazo	rubber	qwb - painted	qwb - painted	qwb - painted	qwb - painted	existing plaster	15'-6"	provide alt. To install acoustic tiles like ICA

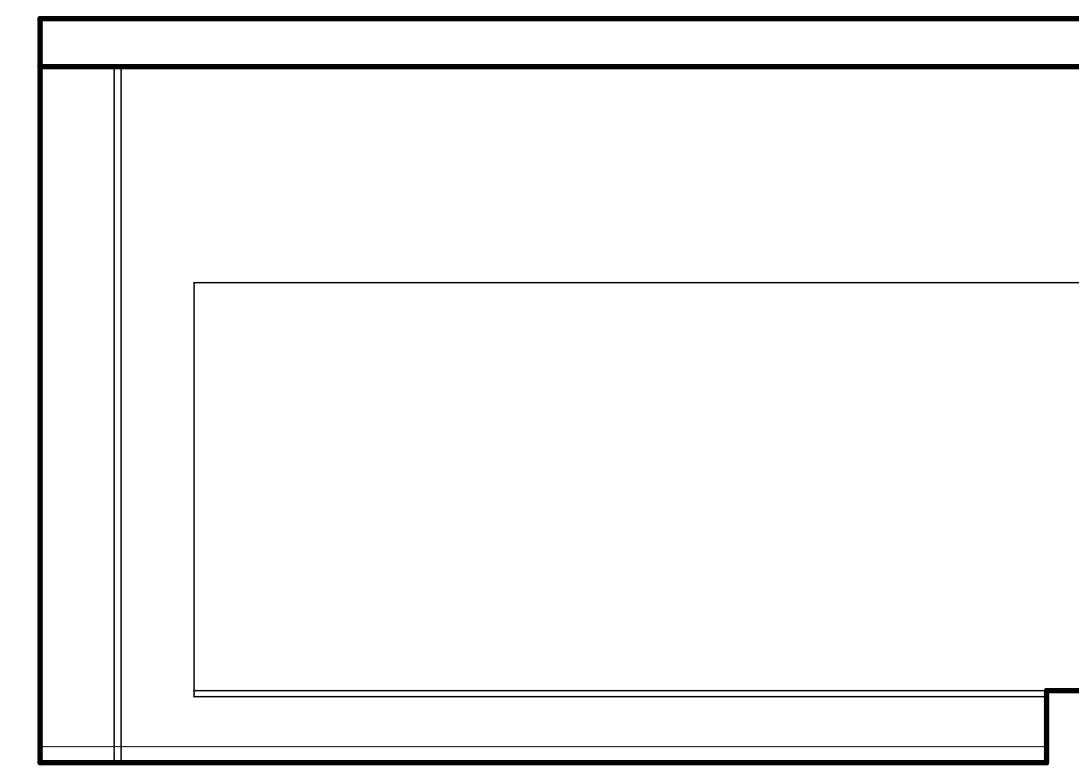
3 **Finish Schedule**
nts

Door No.	LOCATION		DOOR				FRAME		SIDELITE		HARDWARE		COMMENTS
	From	To	Size	Type	Material	Finish	Type	Material	Size	Material	Group	Function	
ADMISSIONS DOORS													
100	Hallway 100	Gallery 101	3'-0" x 7'-0"	D	Steel	ptd	C		4'-0"	storefront		privacy	
101	Gallery 101	Interview Room 102	3'-0" x 7'-0"	C	Wood	ptd	A	metal	N/A	N/A		passage	
102	Gallery 101	Interview Room 115	3'-0" x 7'-0"	C	Wood	ptd	A	metal	N/A	N/A		passage	
103	Hallway 109	Coat Closet	Pair of 2'-6" x 7'-0"	bifold	Wood	ptd	n/a	metal	N/A	N/A		passage	
104	Hallway 109	Office 103	3'-0" x 7'-0"	C	Wood	ptd	B	metal	1'-6"	metal		privacy	
105	Hallway 109	Office 104	3'-0" x 7'-0"	C	Wood	ptd	B	metal	1'-6"	metal		privacy	
106	Hallway 109	Storage Room 105	3'-0" x 7'-0"	C	Wood	ptd	A	metal	N/A	N/A		privacy	
107	Hallway 109	Restroom 106	3'-0" x 7'-0"	C	Wood	ptd	A	metal	N/A	N/A		privacy	
108	Hallway 109	Restroom 107	3'-0" x 7'-0"	C	Wood	ptd	A	metal	N/A	N/A		privacy	
109	Hallway 109	Work Room 108	3'-0" x 7'-0"	C	Wood	ptd	A	metal	N/A	N/A		passage	
110	Office 110	Archive Gallery 112	3'-0" x 7'-0"	C	Wood	ptd	B	metal	1'-6"	metal		privacy	
111	Office 111	Archive Gallery 112	3'-0" x 7'-0"	C	Wood	ptd	B	metal	1'-6"	metal		privacy	
112	Hallway 100	Archive Gallery 112	3'-0" x 7'-0"	D	Steel	ptd	C	metal	4'-0"	storefront		privacy	
113	Hallway 100	Office 113	3'-0" x 7'-0"	B	Steel	ptd	B	metal	1'-6"	metal		privacy	
114	Hallway 100	Office 116	3'-0" x 7'-0"	B	Steel	ptd	B	metal	1'-6"	metal		privacy	
115	Office 118	Office 117	3'-0" x 7'-0"	C	Wood	ptd	B	metal	1'-6"	metal		privacy	
116	Waiting area 119	Office 120	3'-0" x 7'-0"	C	Wood	ptd	B	metal	1'-6"	metal		privacy	
117	Hallway 100	Waiting Area 119	3'-0" x 7'-0"	D	Steel	ptd	C	metal	4'-0"	storefront		privacy	
118	Hallway 100	Gallery 121	3'-0" x 7'-0"	D	Steel	ptd	C	metal	4'-0"	storefront		privacy	

4 **Door Schedule**
nts



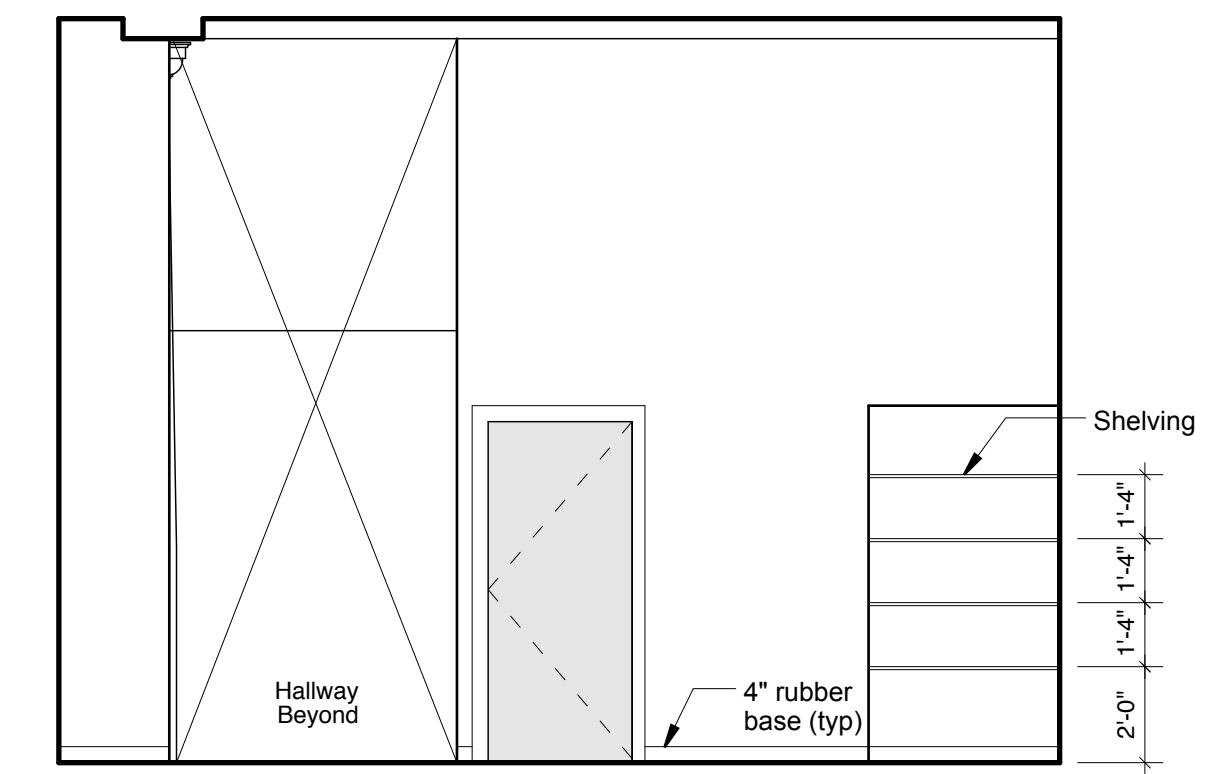
Elevation "A"



Elevation "B"

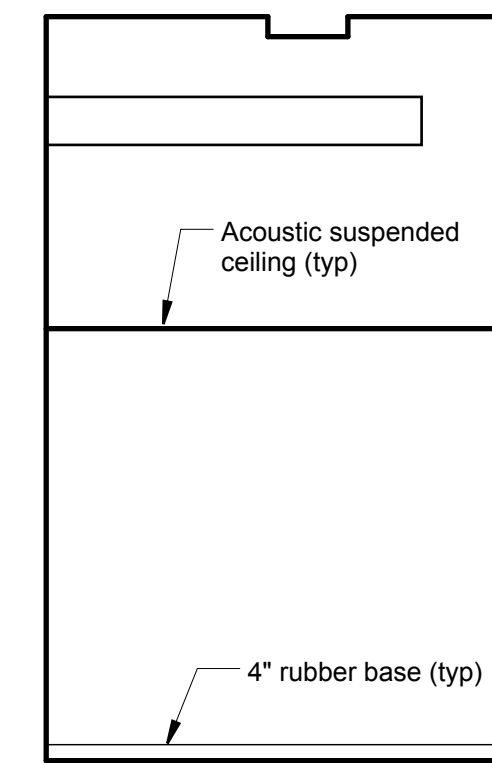


Elevation "C"

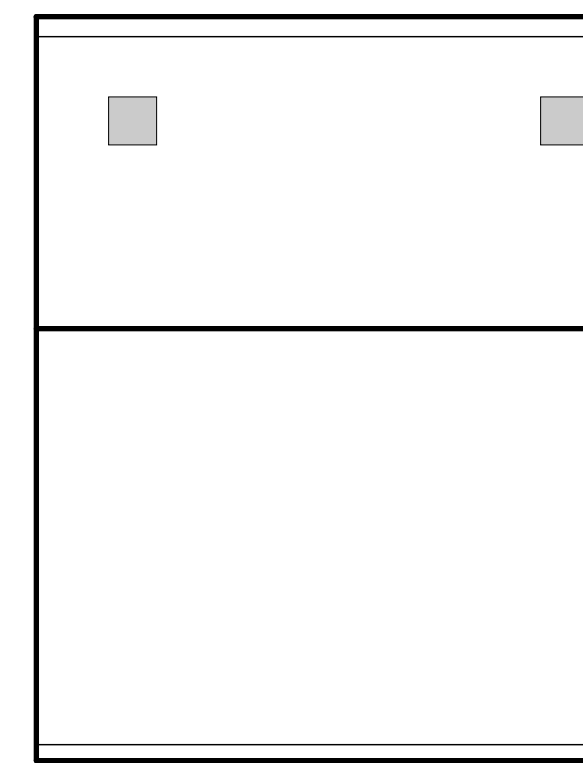


Elevation "D"

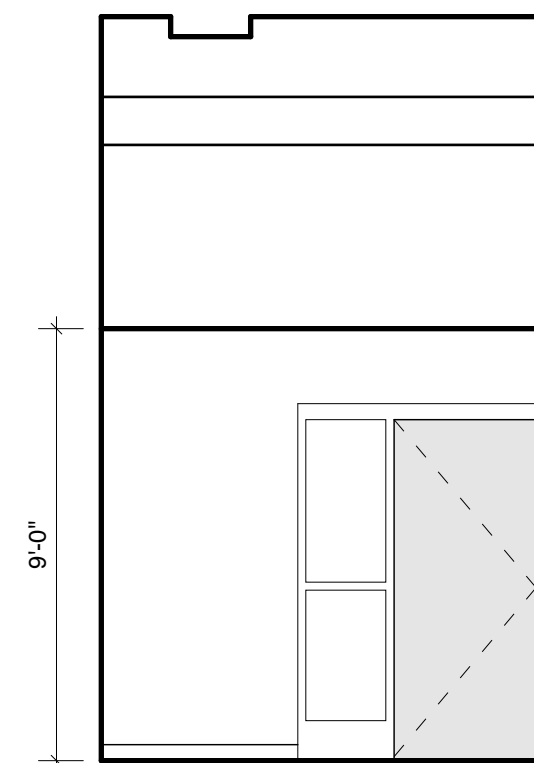
101 **Gallery + Admissions Reception Interior Elevation**
Scale: 1/4" = 1'-0"



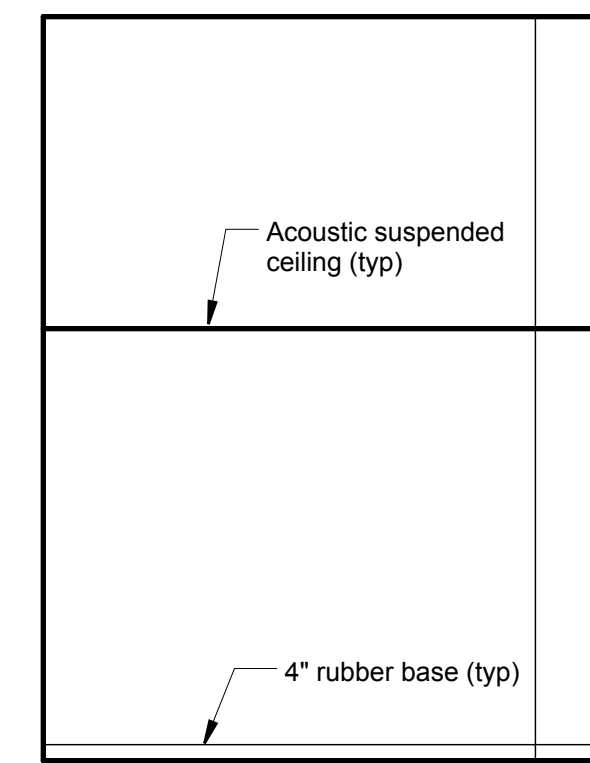
Elevation "A"



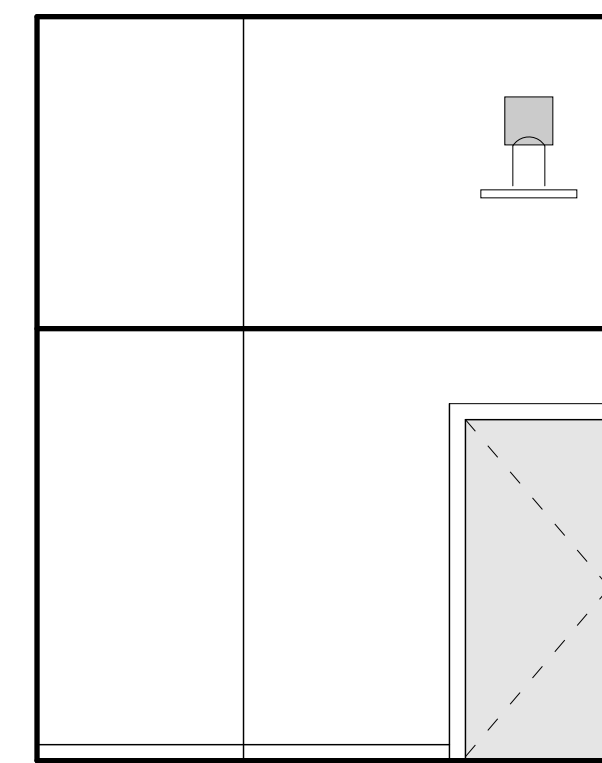
Elevations "B & D"



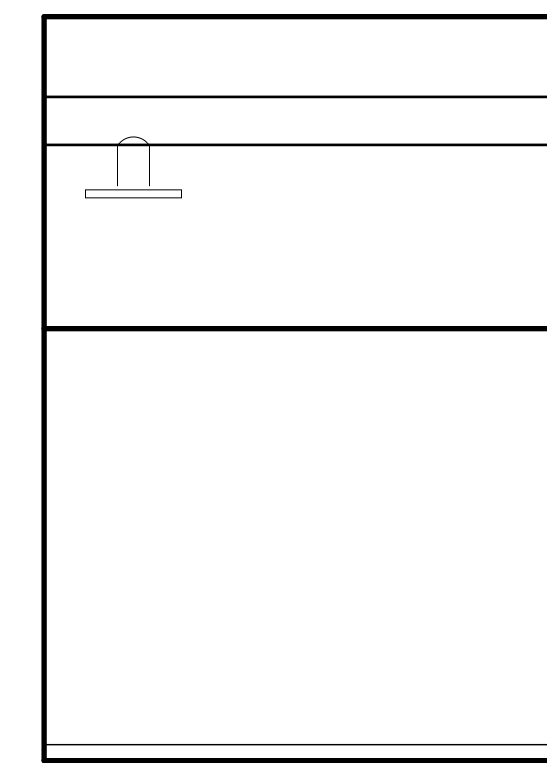
Elevation "C"



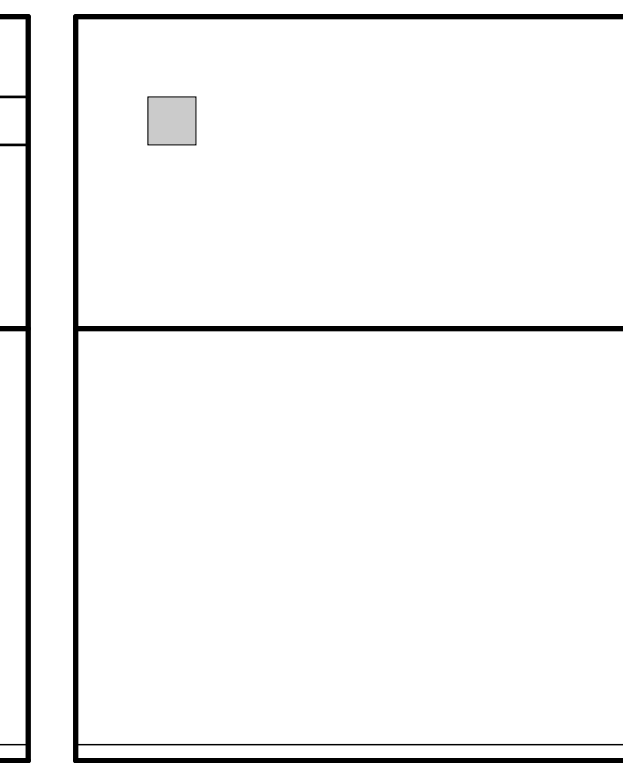
Elevation "A"



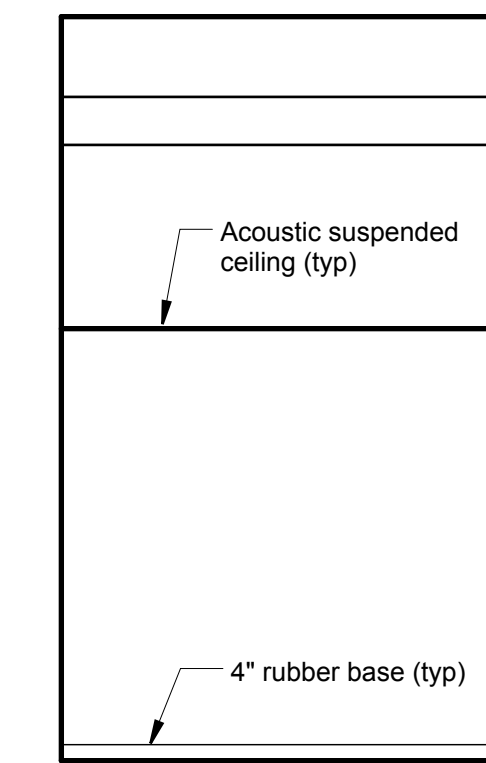
Elevation "B"



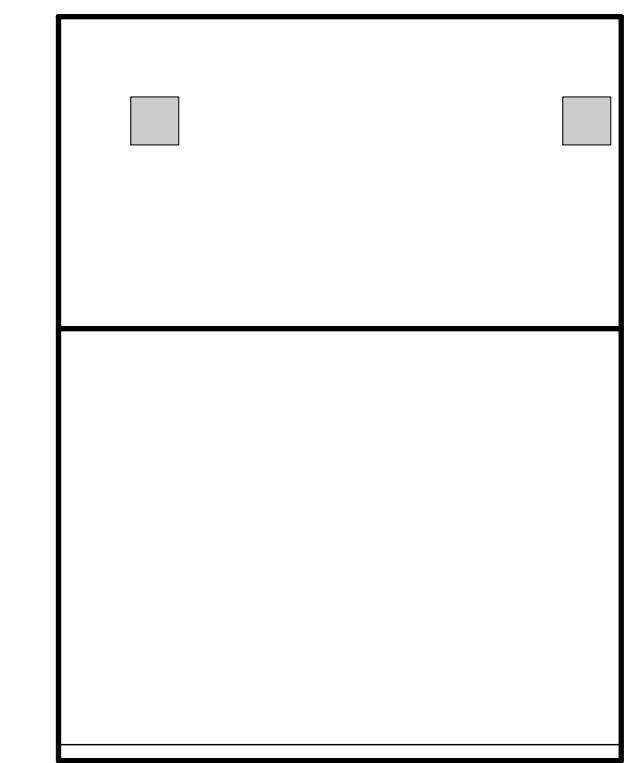
Elevation "C"



Elevation "D"



Elevation "A"

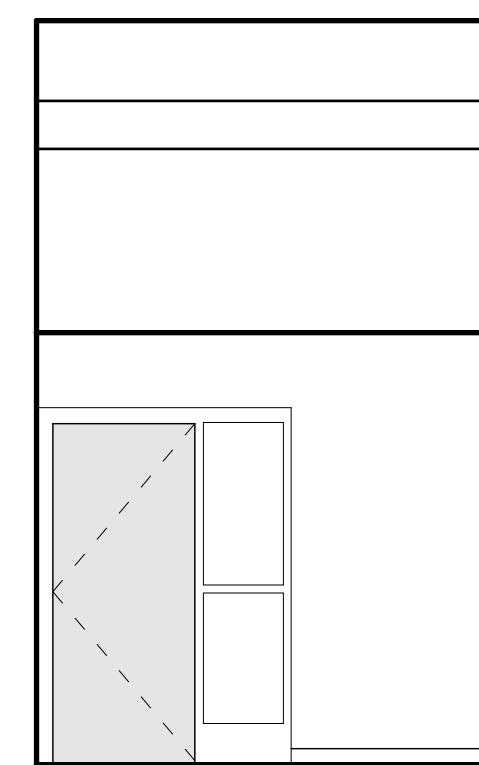


Elevations "B & D"

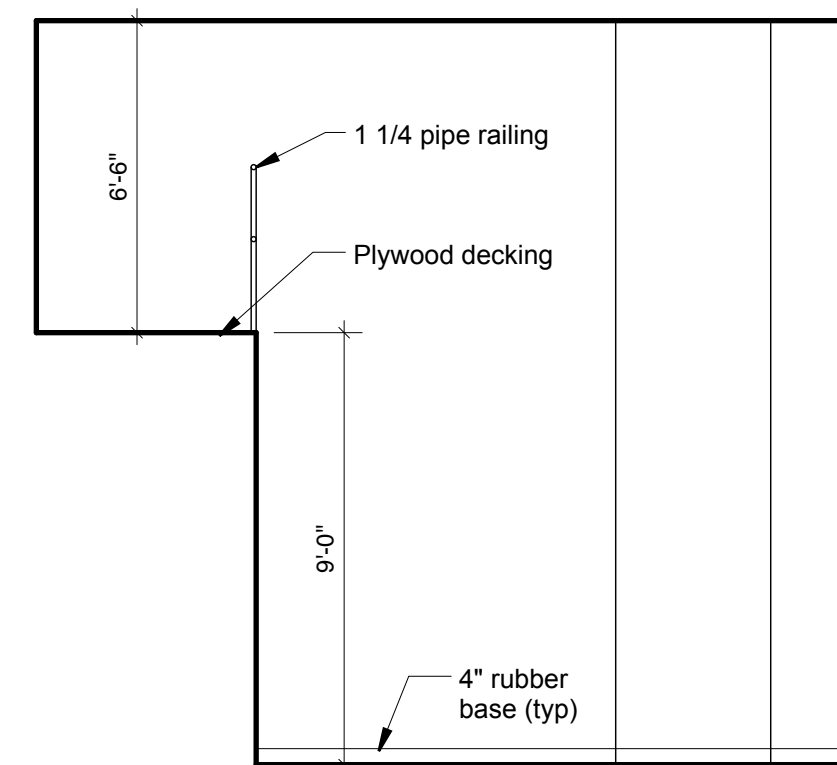
104 **Dir. of Admissions Interior Elevation**
Scale: 1/4" = 1'-0"

103 **Asst. Dir. of Admissions Interior Elevation**
Scale: 1/4" = 1'-0"


102 **Interview Room Interior Elevation**
Scale: 1/4" = 1'-0"



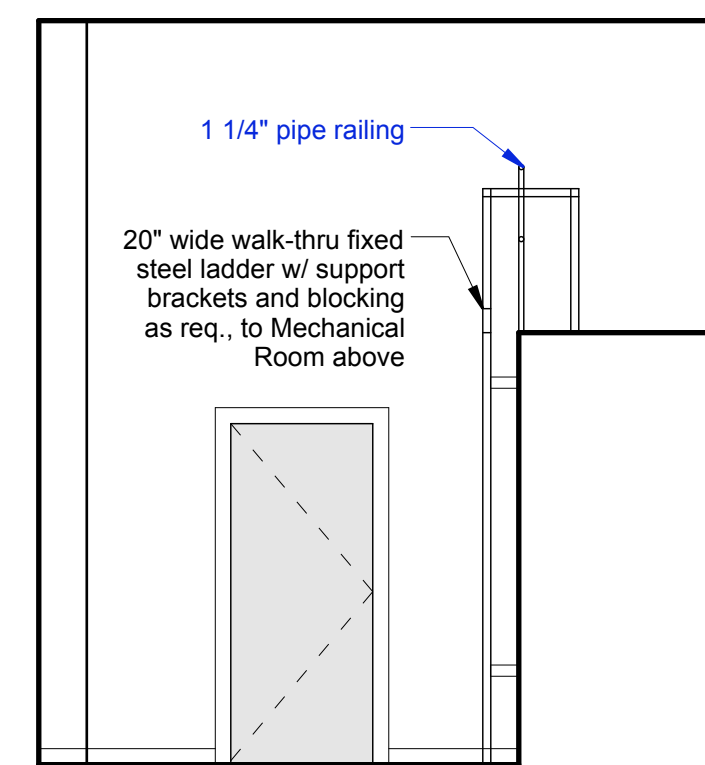
Elevation "C"



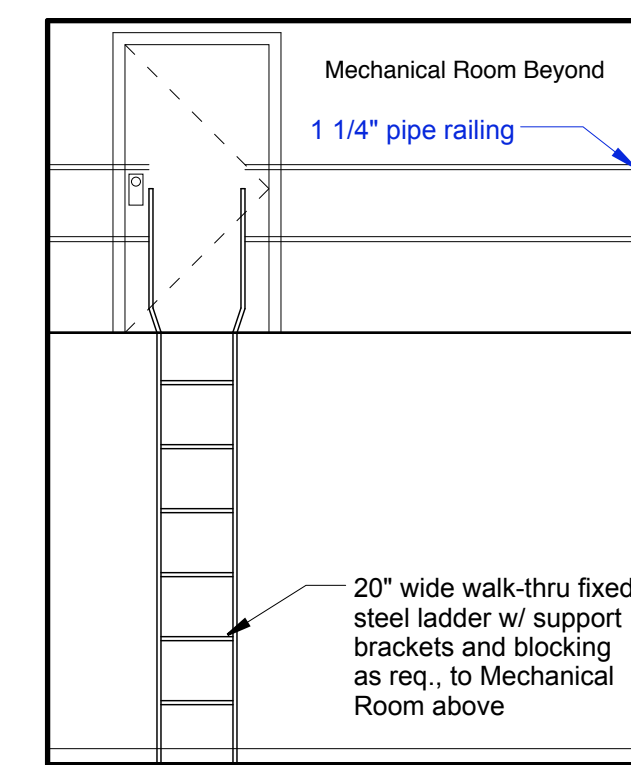
Elevation "A"



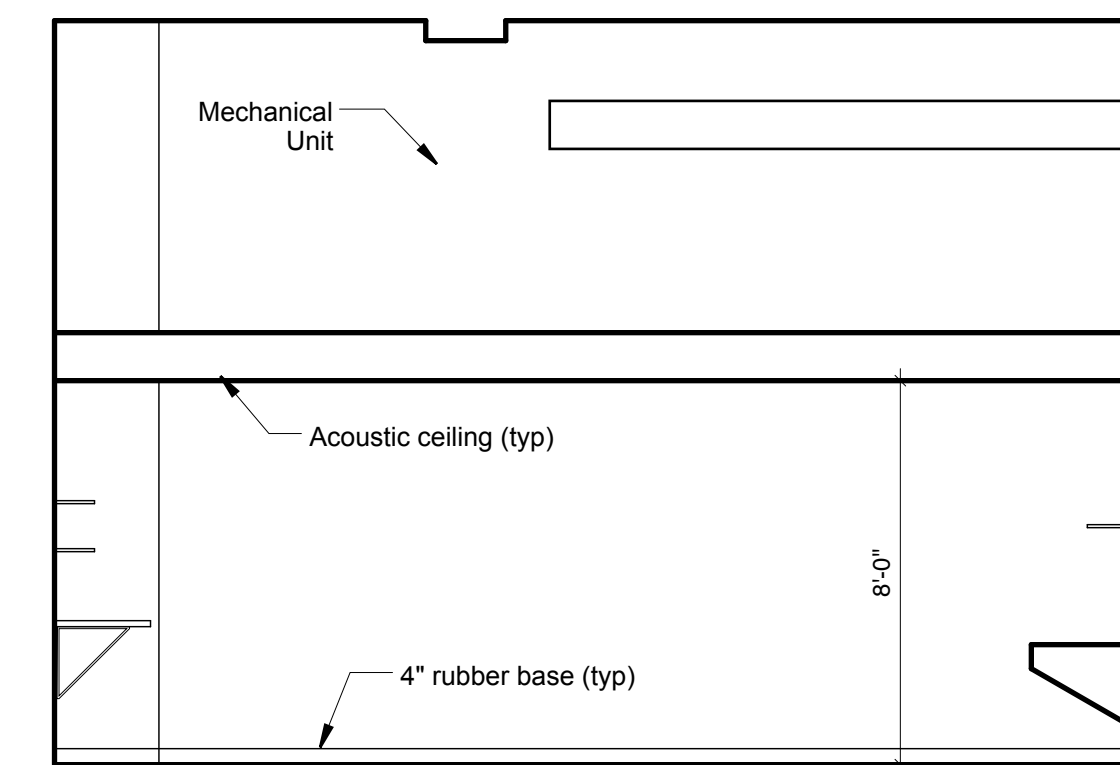
Elevation "B"



Elevation "C"



Elevation "D"

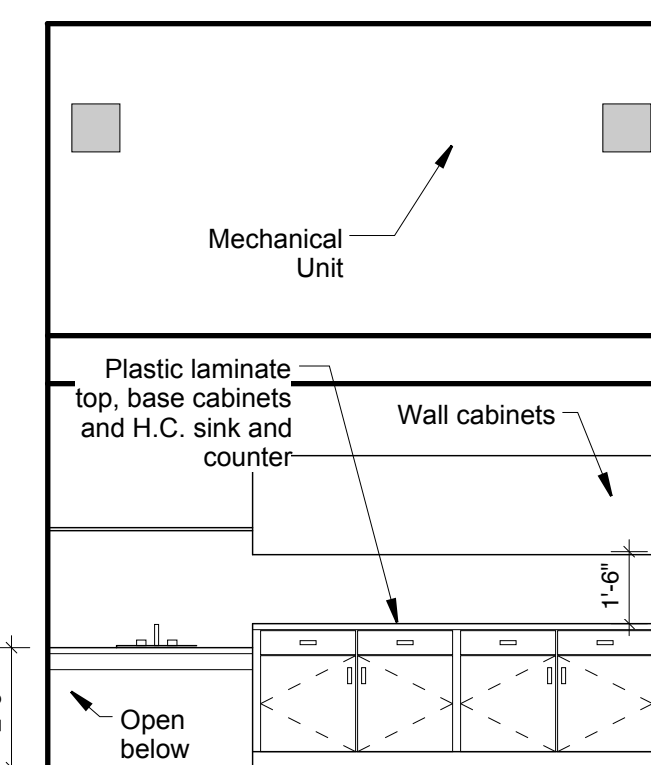


Elevation "A"

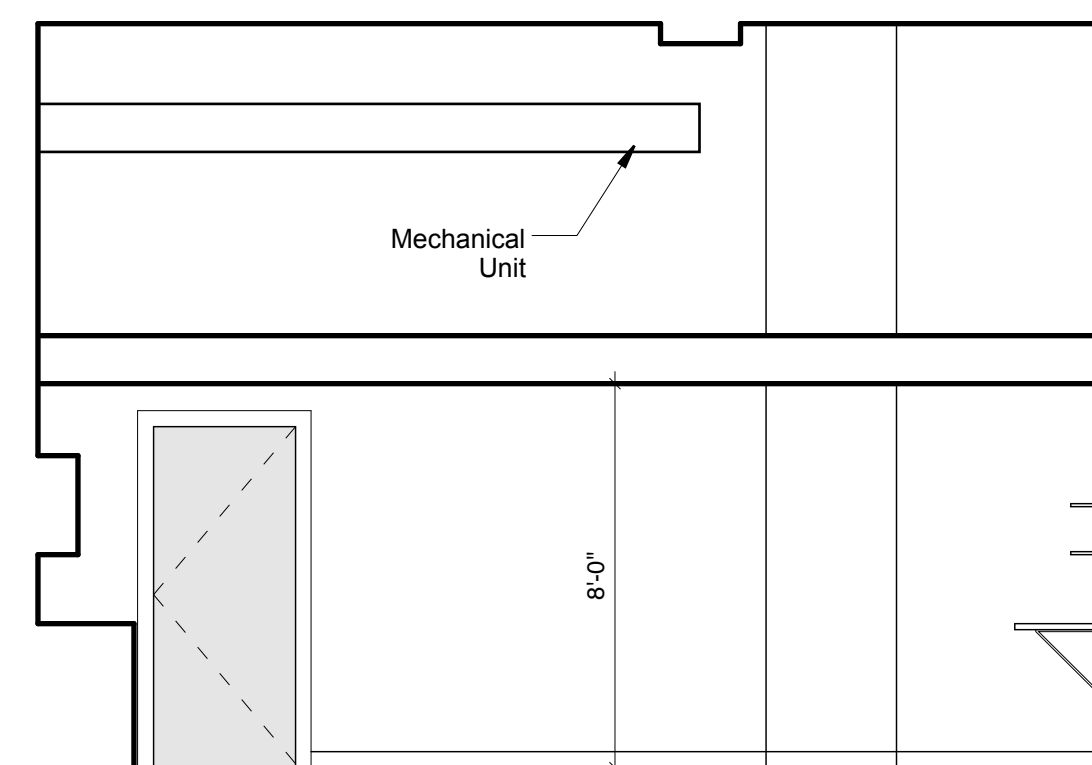
108 **Work/Conference Room Interior Elevation**
Scale: 1/4" = 1'-0"

104 **Dir. of Adm. Int. Elev. cont.**
Scale: 1/4" = 1'-0"

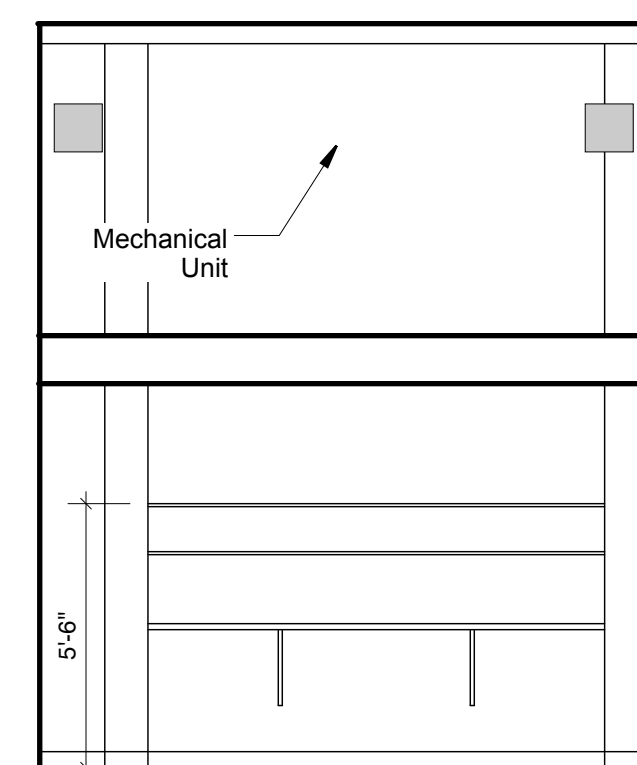
105 **Storage/File Room Interior Elevation**
Scale: 1/4" = 1'-0"



Elevation "B"

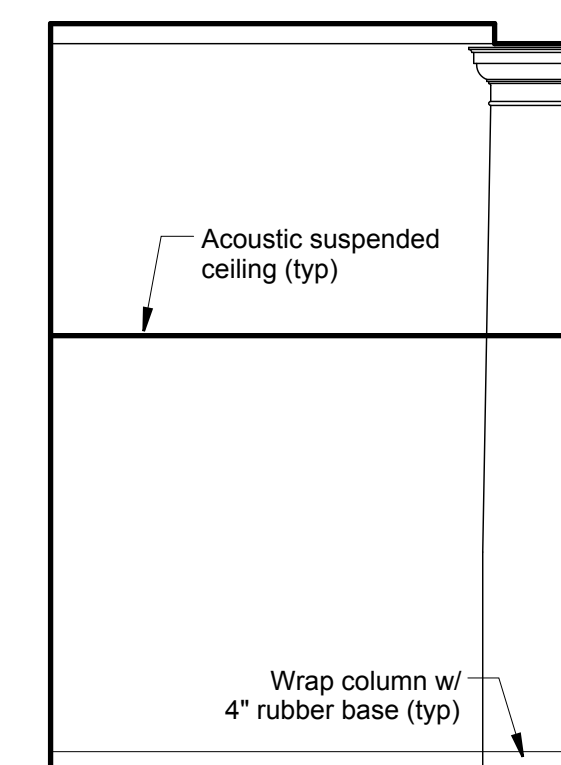


Elevation "C"

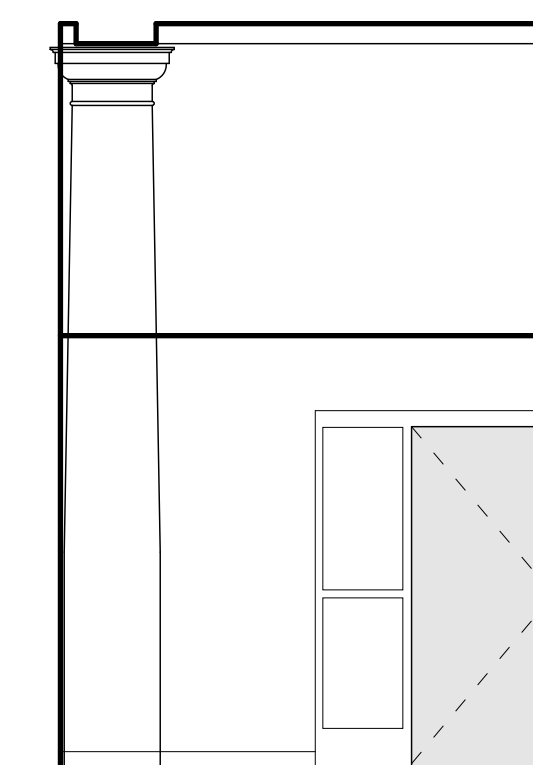


Elevation "D"

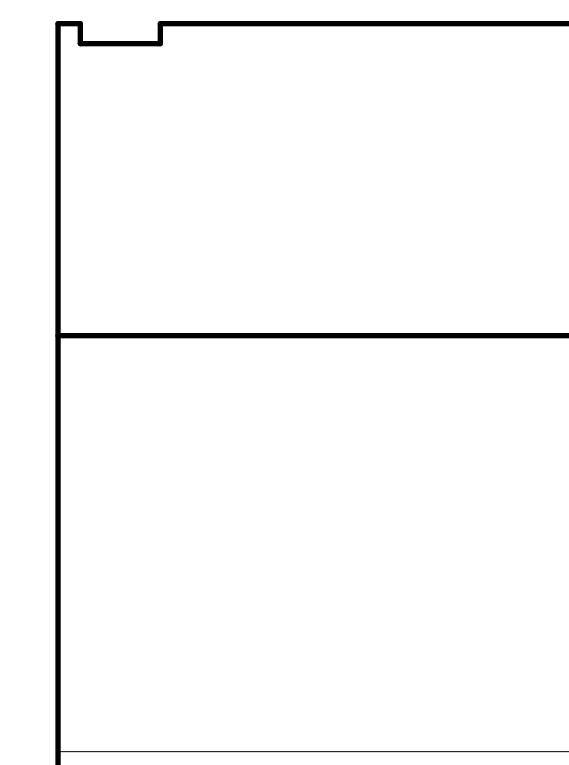
108 **Work/Conf. Rm Interior Elevation cont.**
Scale: 1/4" = 1'-0"




Elevation "A"



Elevation "B"

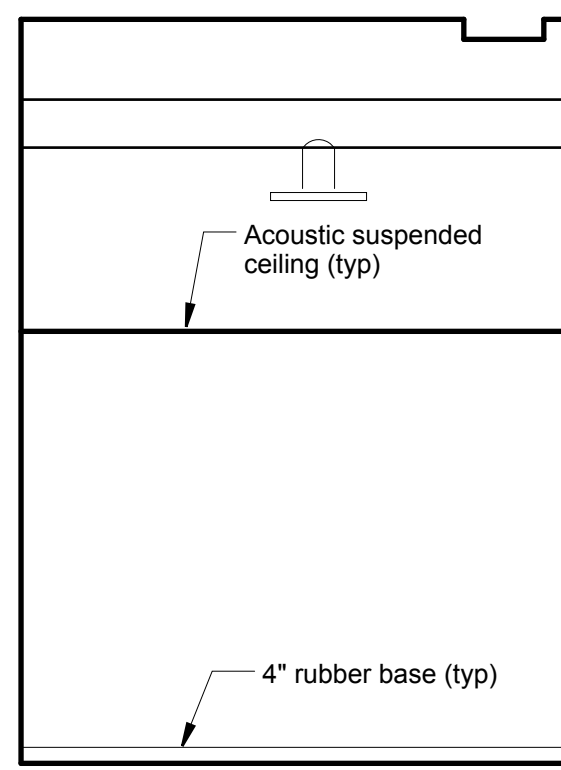


Elevation "C"

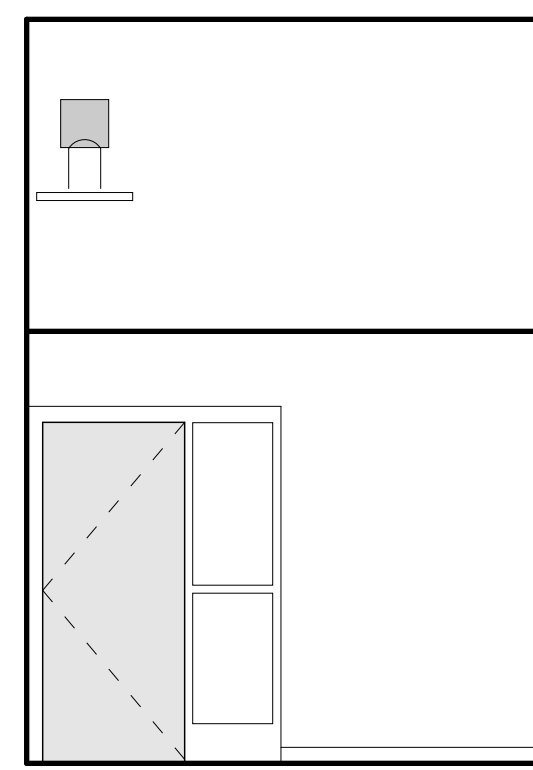


Elevation "D"

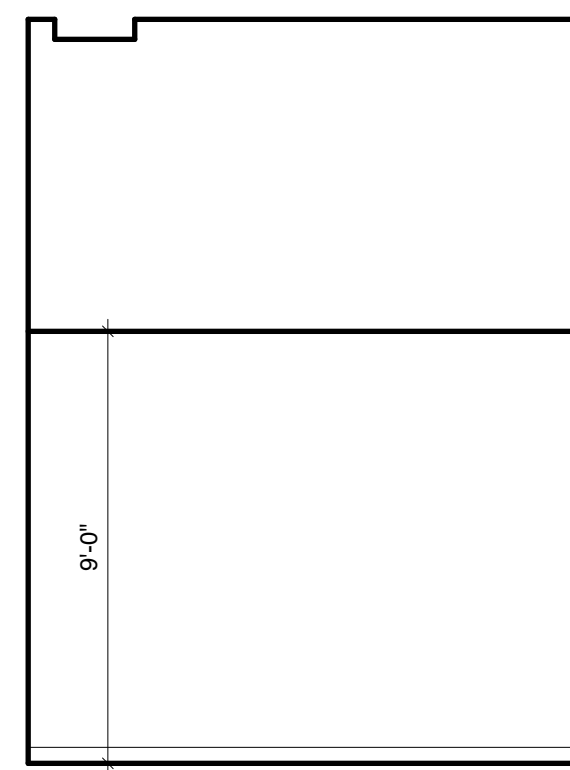
110 **MFA Director Interior Elevation**
Scale: 1/4" = 1'-0"




Elevation "A"



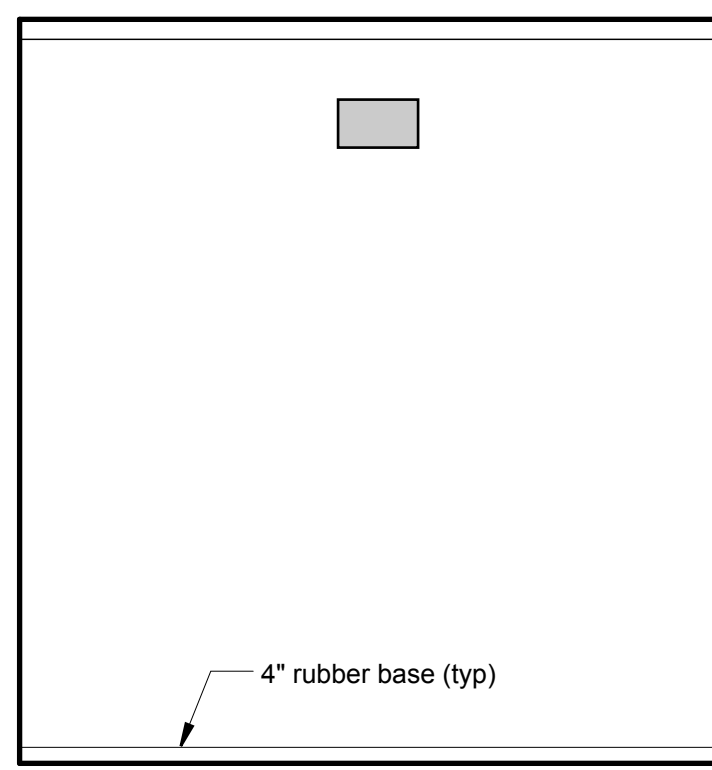
Elevation "B"



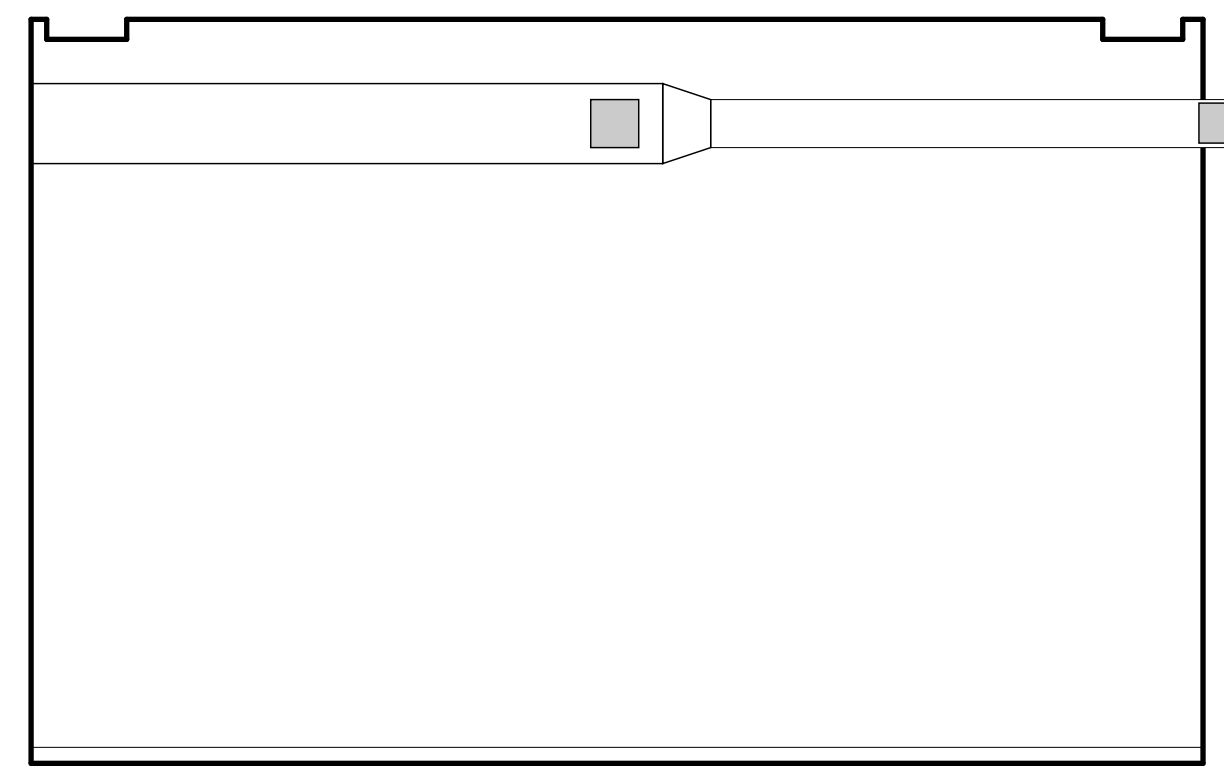
Elevation "C"



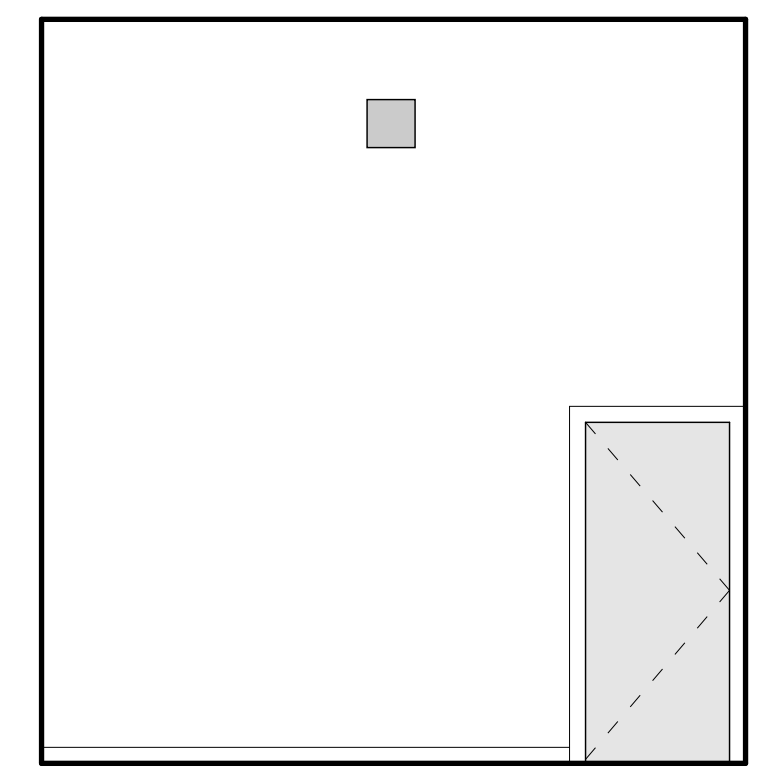
Elevation "D"



Elevation "A"



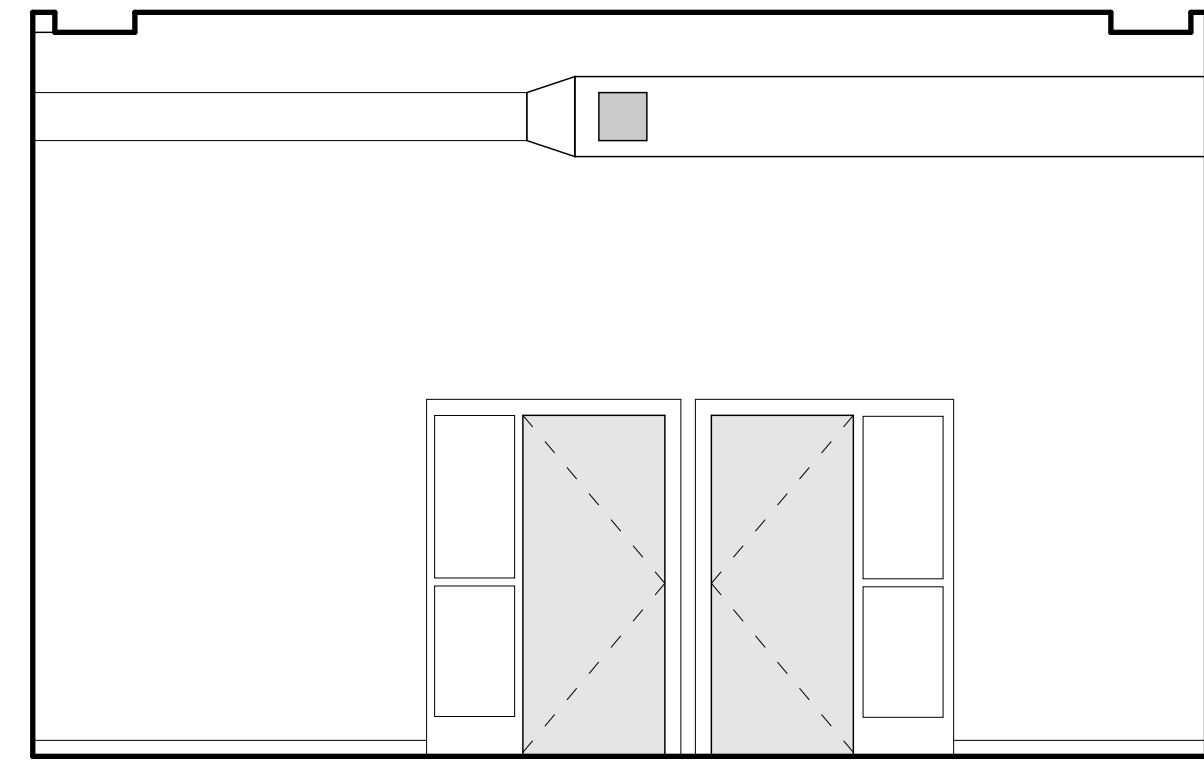
Elevation "B"



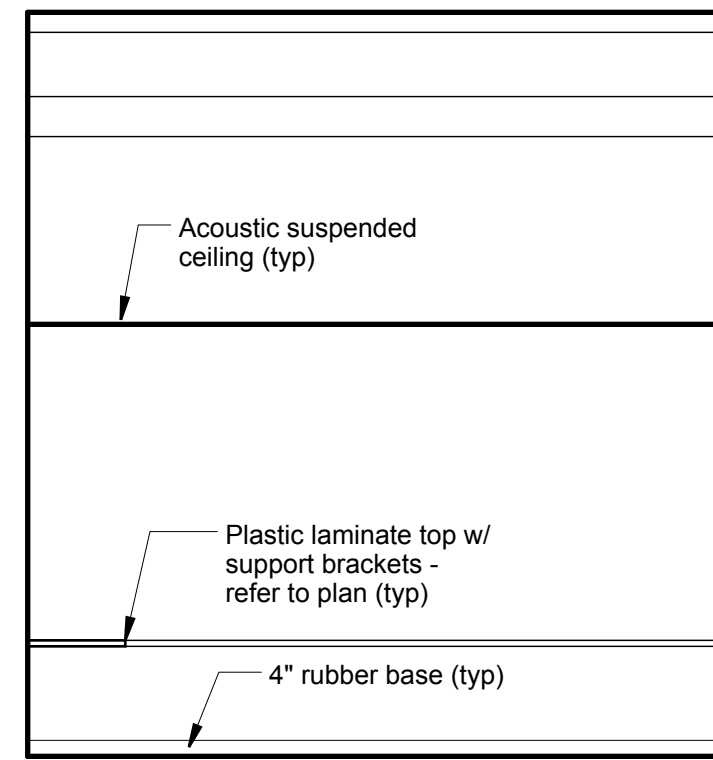
Elevation "C"

111 MFA Coordinator Interior Elevation
Scale: 1/4" = 1'-0"


112 MFA Archive Meeting + Gallery Interior Elevation
Scale: 1/4" = 1'-0"



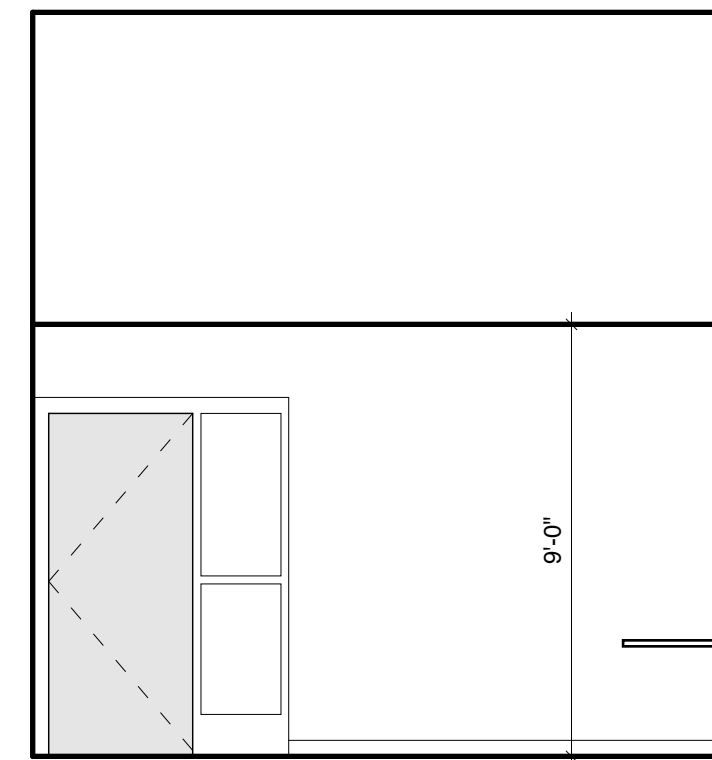
Elevation "D"




Elevation "A"



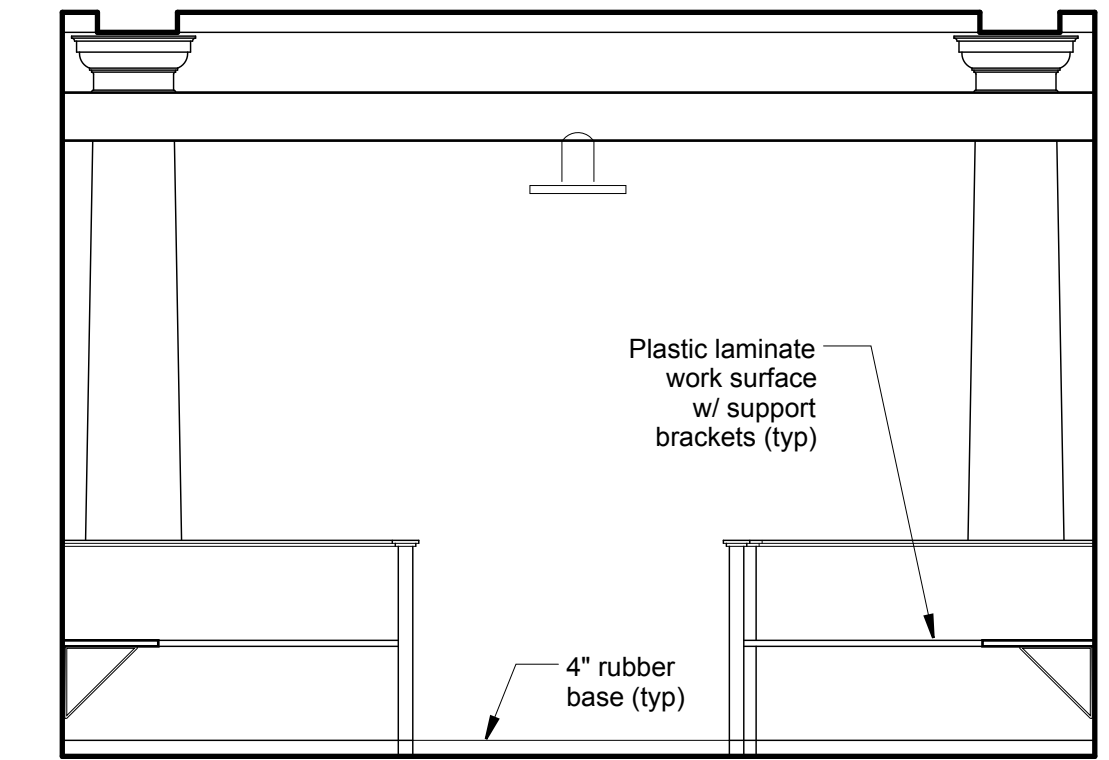
Elevation "B"



Elevation "C"



Elevation "D"

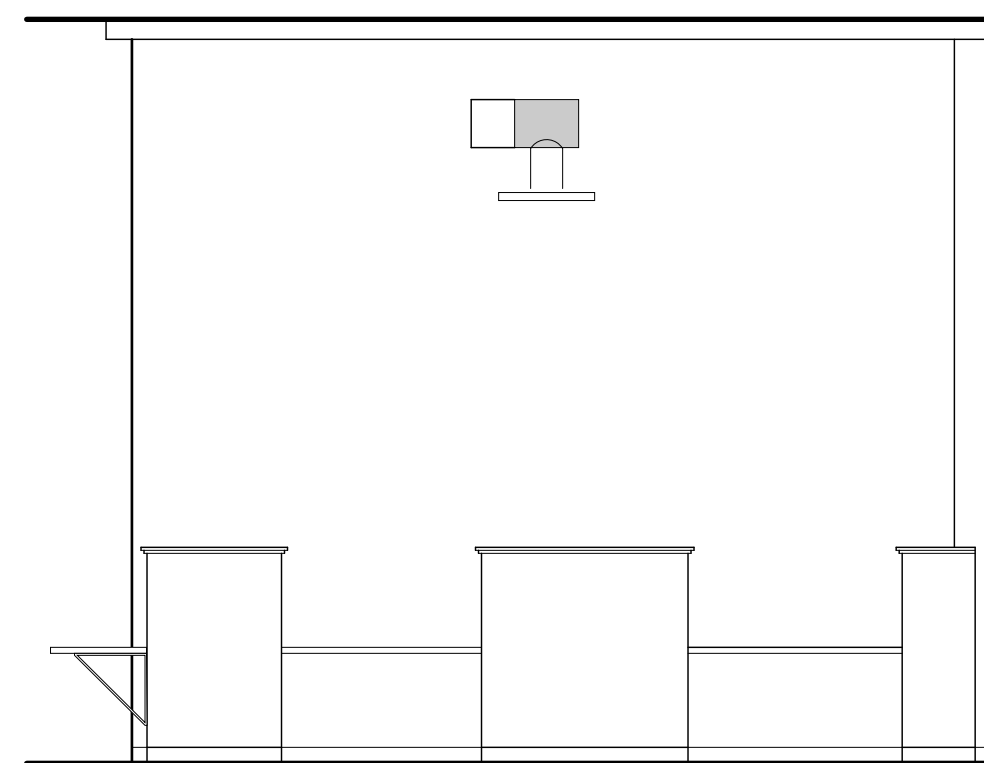


Elevation "C"

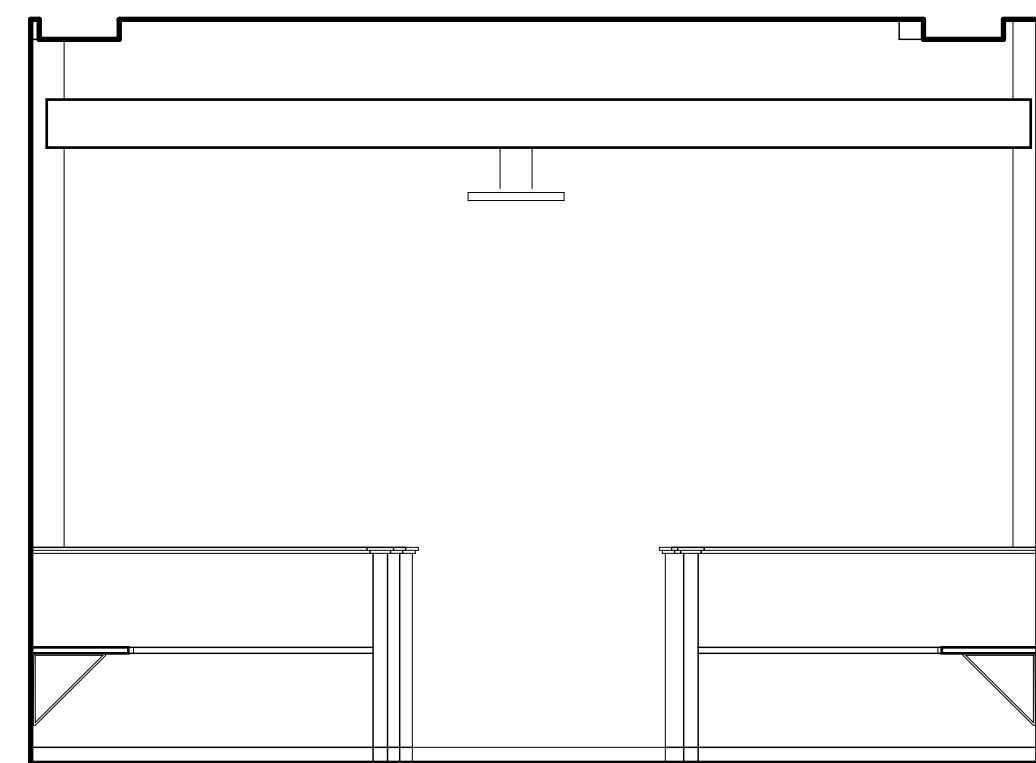
112 MFA Archive Meeting + Gallery Int. Elev. cont.
Scale: 1/4" = 1'-0"

113 MFA Faculty Office Interior Elevation
Scale: 1/4" = 1'-0"

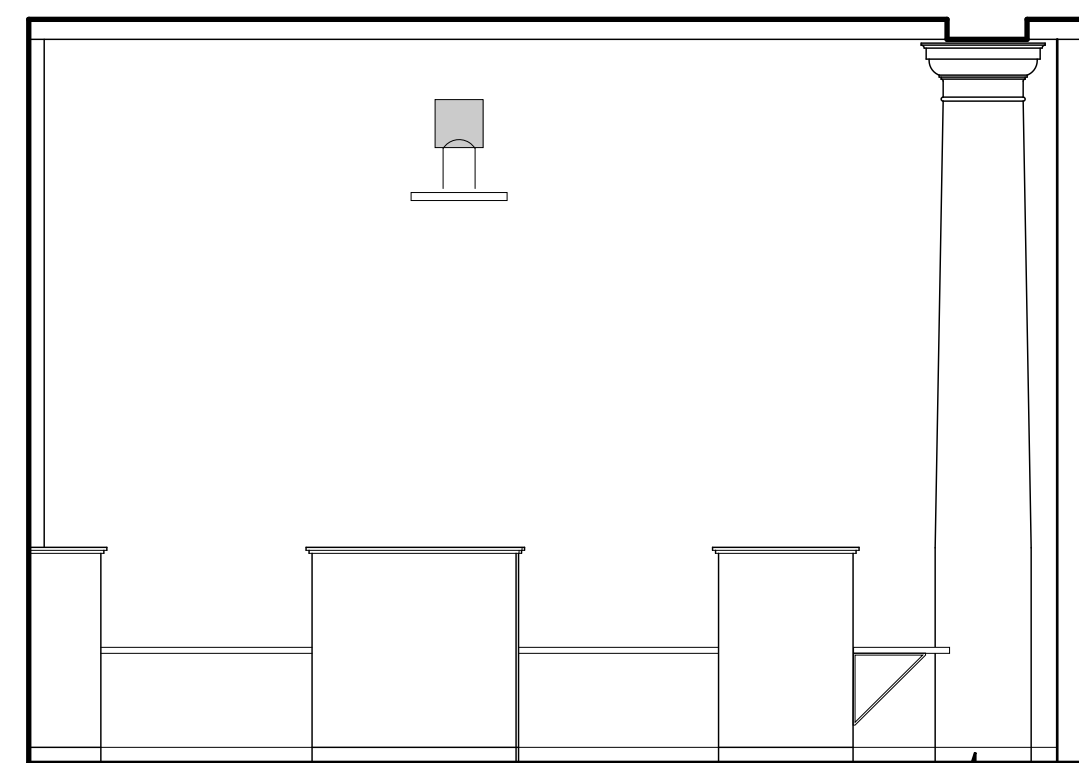
114 Entrance to Admissions Counselors Interior Elevation
Scale: 1/4" = 1'-0"



Elevation "B"

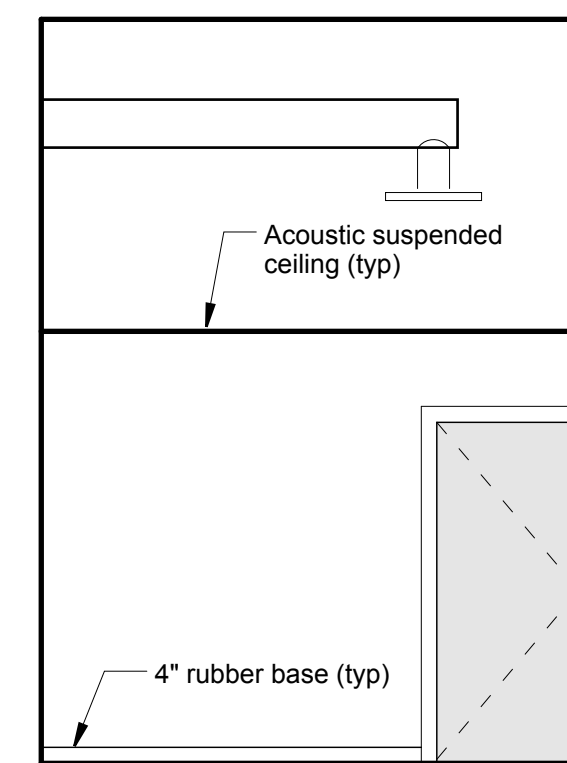


Elevation "C"

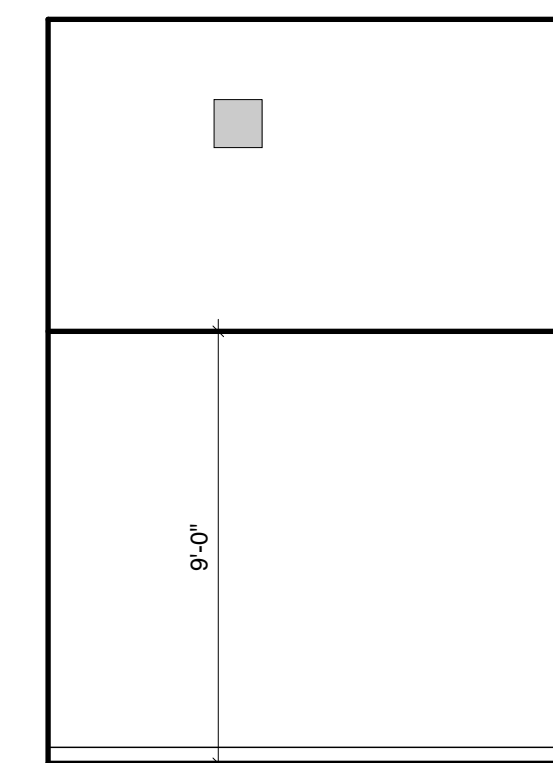


Elevation "D"

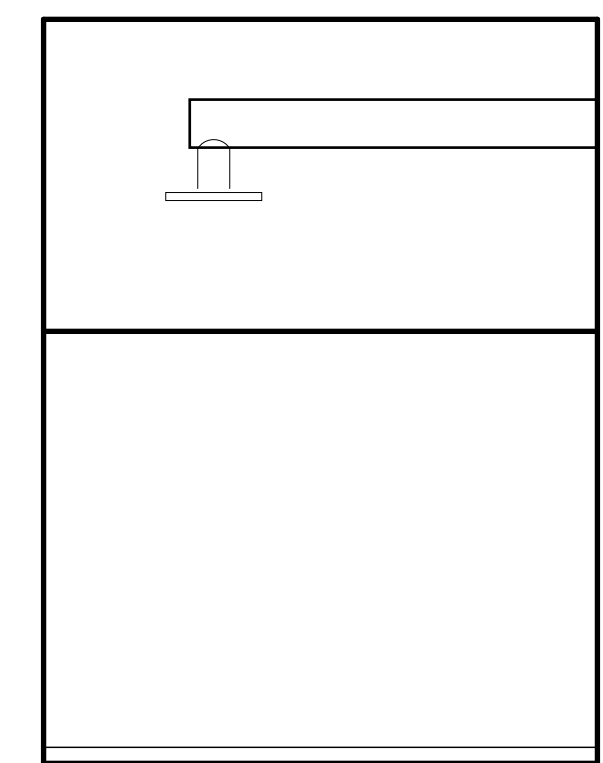
Wrap column w/
4" rubber base (typ)



Elevation "A"



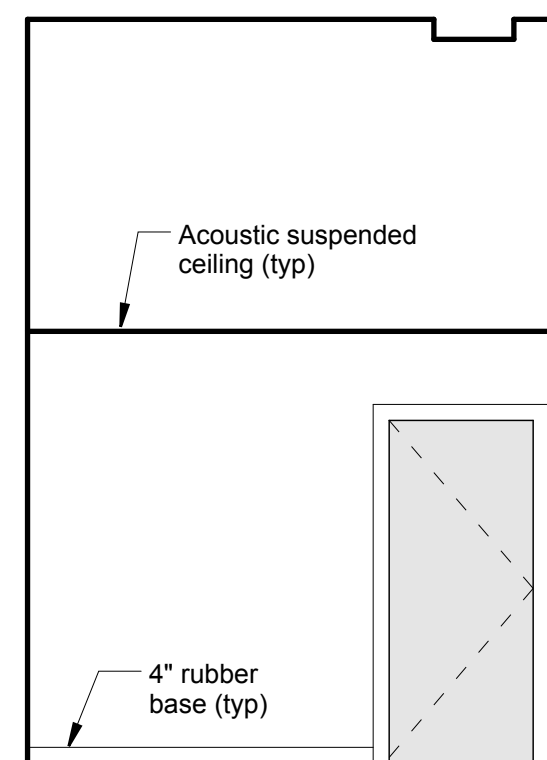
Elevation "B & D"



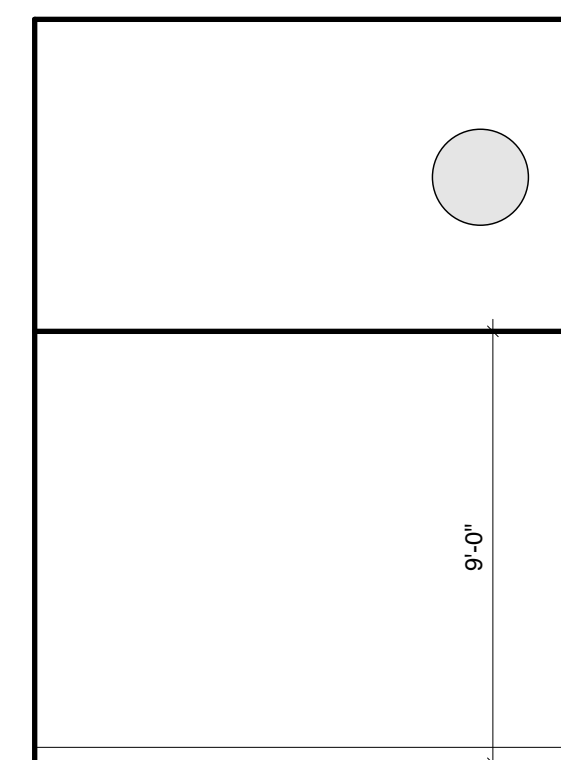
Elevation "C"

114 Admissions Counselors Interior Elevation
Scale: 1/4" = 1'-0"


115 Interview Room Interior Elevation
Scale: 1/4" = 1'-0"




Elevation "A"



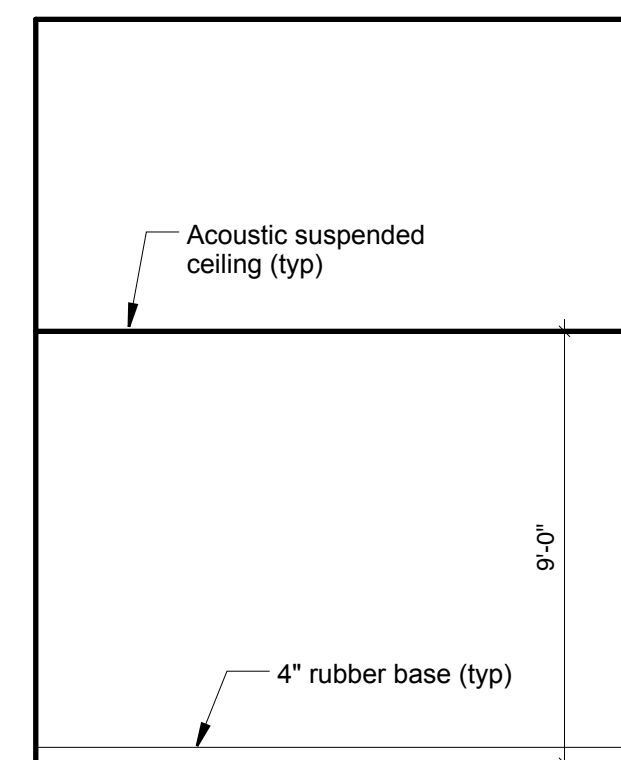
Elevation "B"



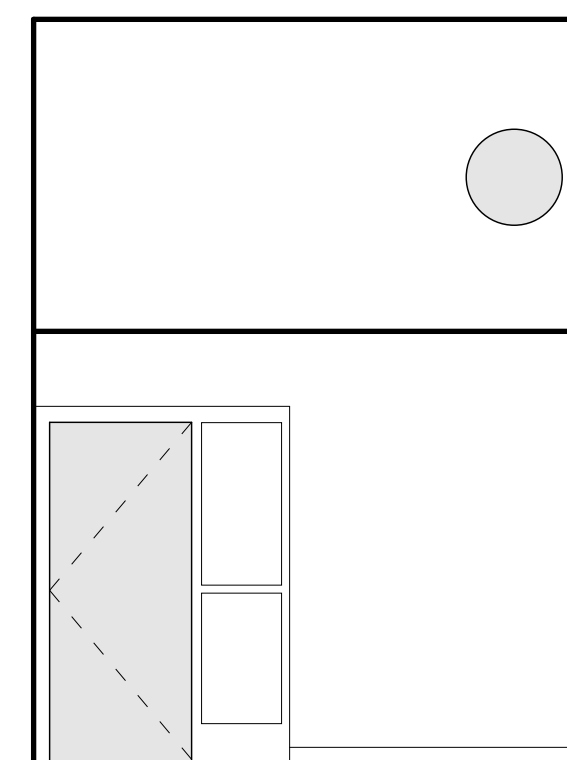
Elevation "C"



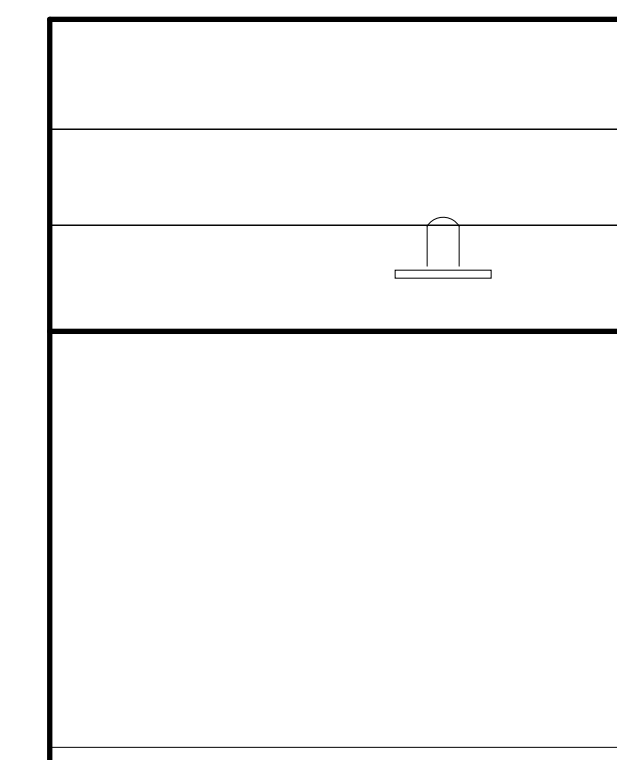
Elevation "D"



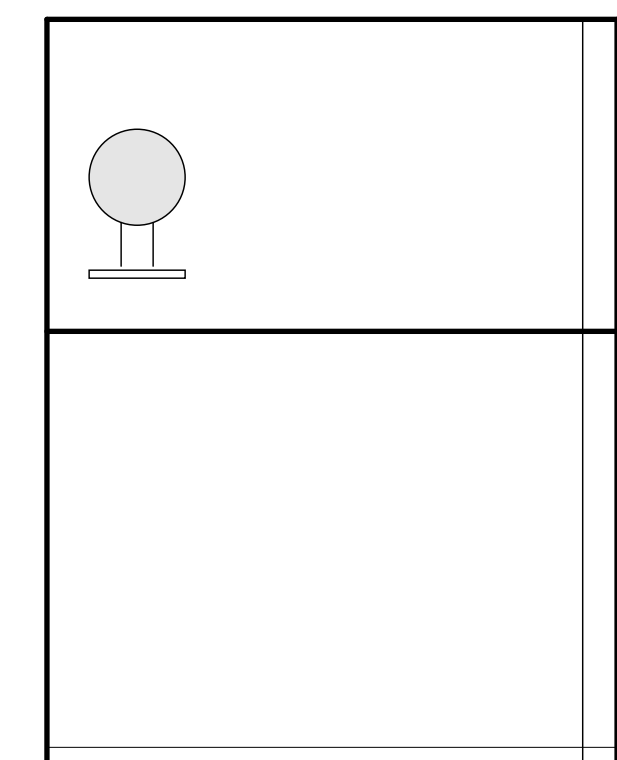
Elevation "A"



Elevation "B"



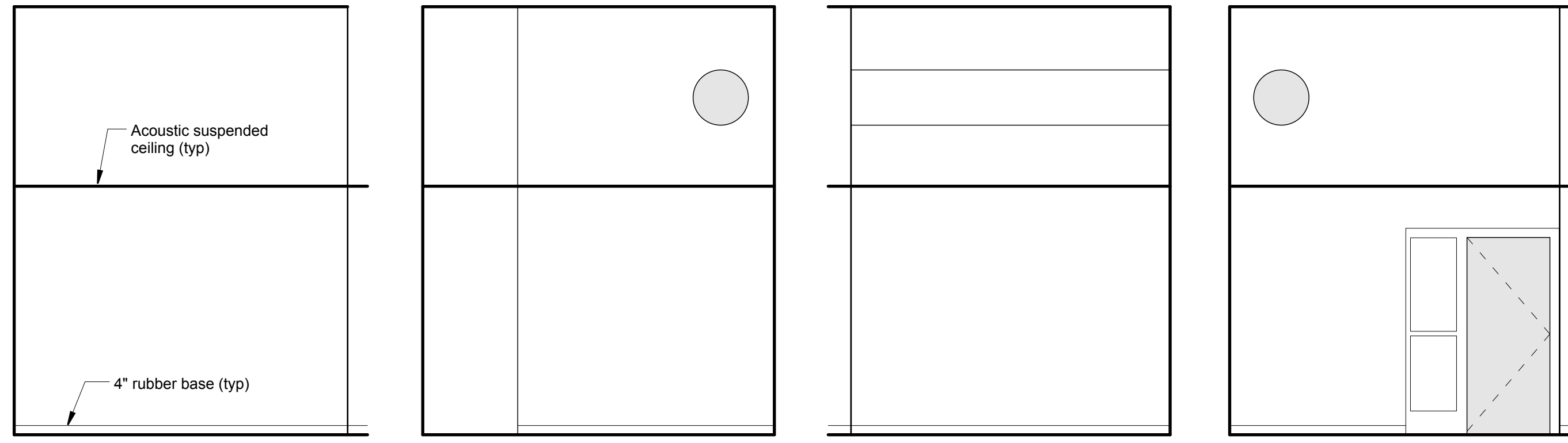
Elevation "C"



Elevation "D"


116 Art / Future CCP Office Interior Elevation
Scale: 1/4" = 1'-0"

117 Director of Continuing Studies Interior Elevation
Scale: 1/4" = 1'-0"



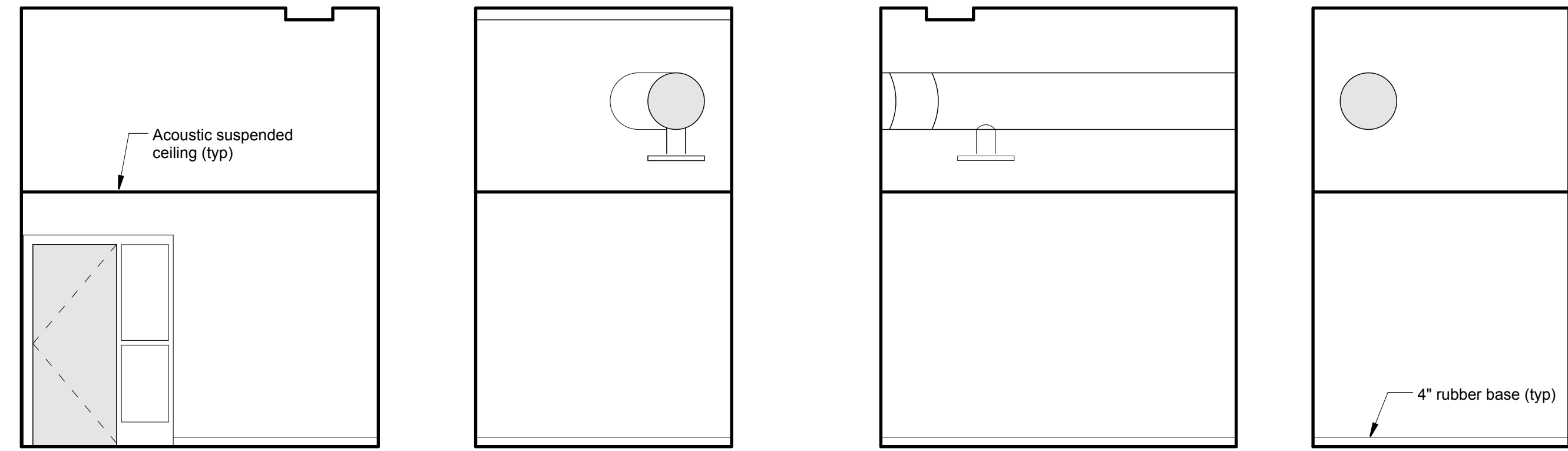
Elevation "A" Elevation "B" Elevation "C" Elevation "D"

118 **Asst. Director of Continuing Studies Interior Elevation**
Scale: 1/4" = 1'-0"



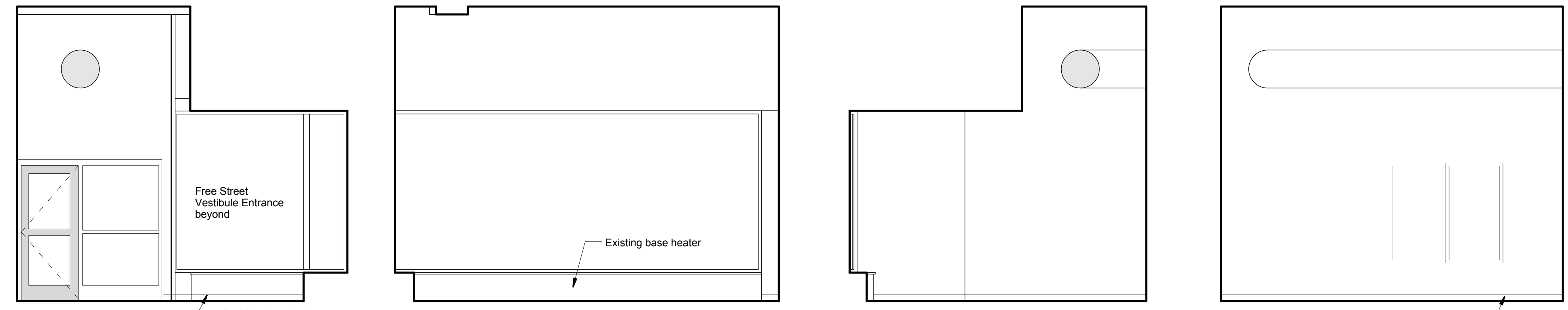
Elevation "A" Elevation "B" Elevation "C" Elevation "D"

119 **Waiting Room Interior Elevation**
Scale: 1/4" = 1'-0"



Elevation "A" Elevation "B" Elevation "C" Elevation "D"


120 **Asst. Registrar for Continuing Studies Interior Elevation**
Scale: 1/4" = 1'-0"



Elevation "A" Elevation "B" Elevation "C" Elevation "D"

121 **Gallery Interior Elevation**
Scale: 1/4" = 1'-0"

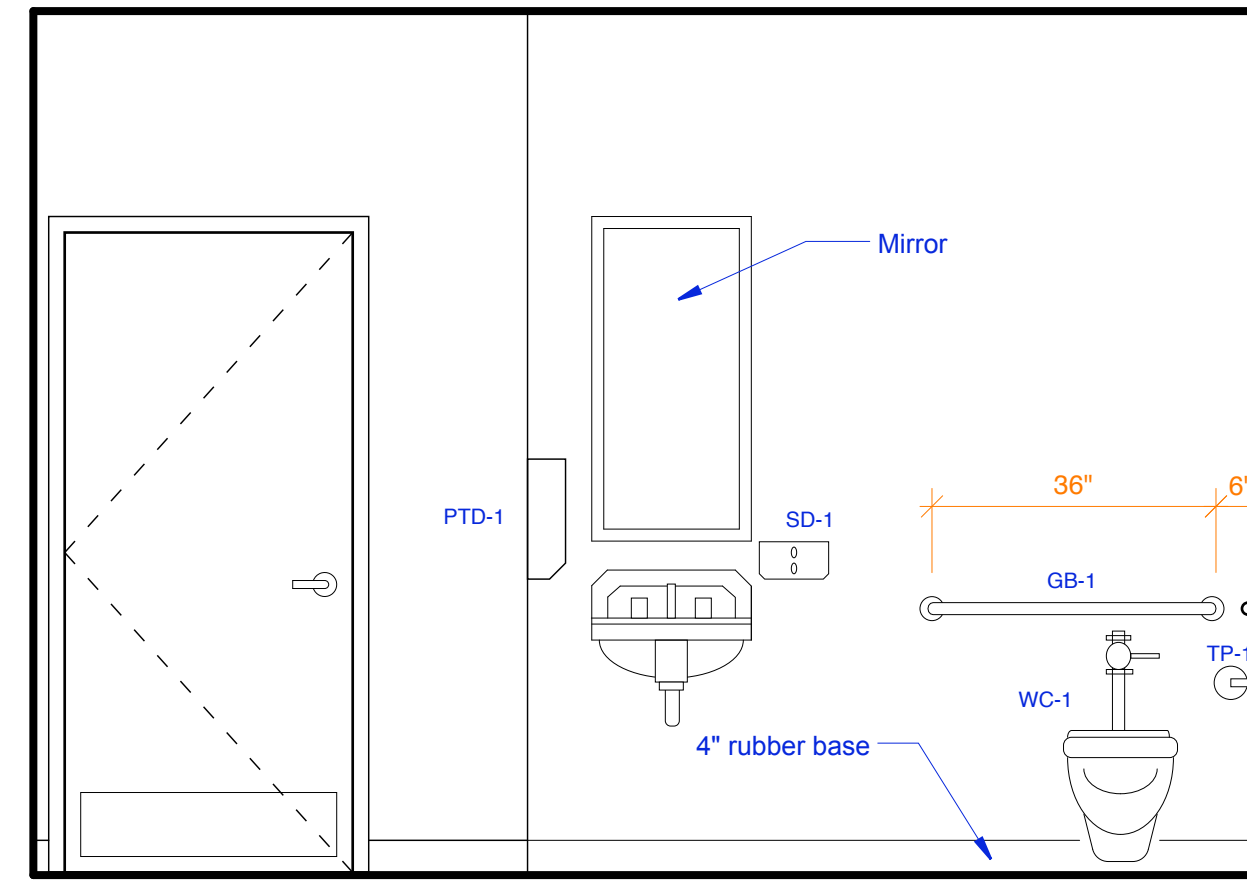
RRRA
Richard Renner Architects
100 South Main Street
Shelburne, MA 01770
508.651.2385
508.651.0911 fax



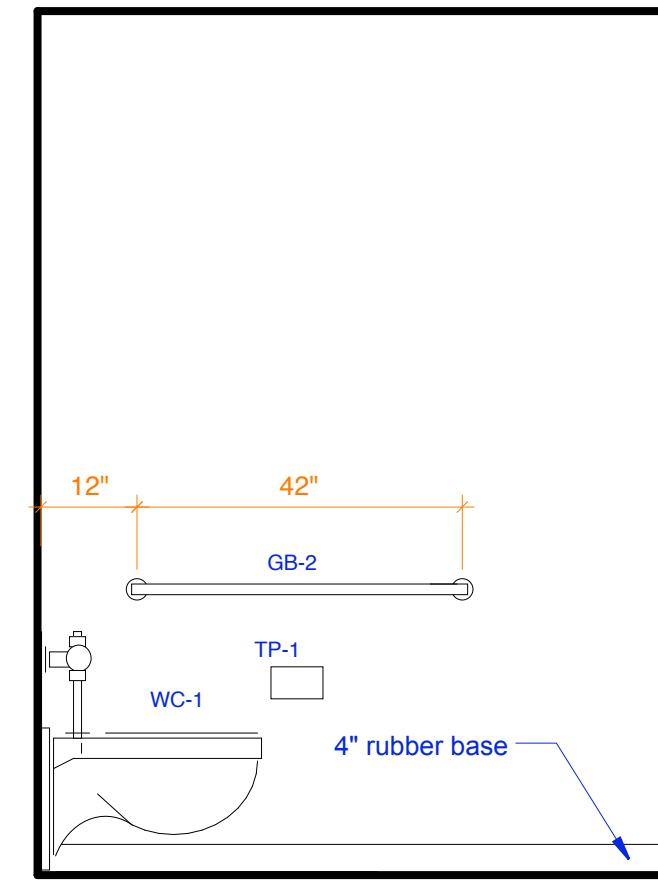
MAINE COLLEGE OF ART
Admissions Facilities
522 Congress Street
Portland, Maine

Interior Elevations
Drawn by: EM
Scale: 1/8"=1'
Date: 04/01/08
File Name: 2007-08_A2
1st Floor Plan
Project No. RRA2007-08.00
Revised:

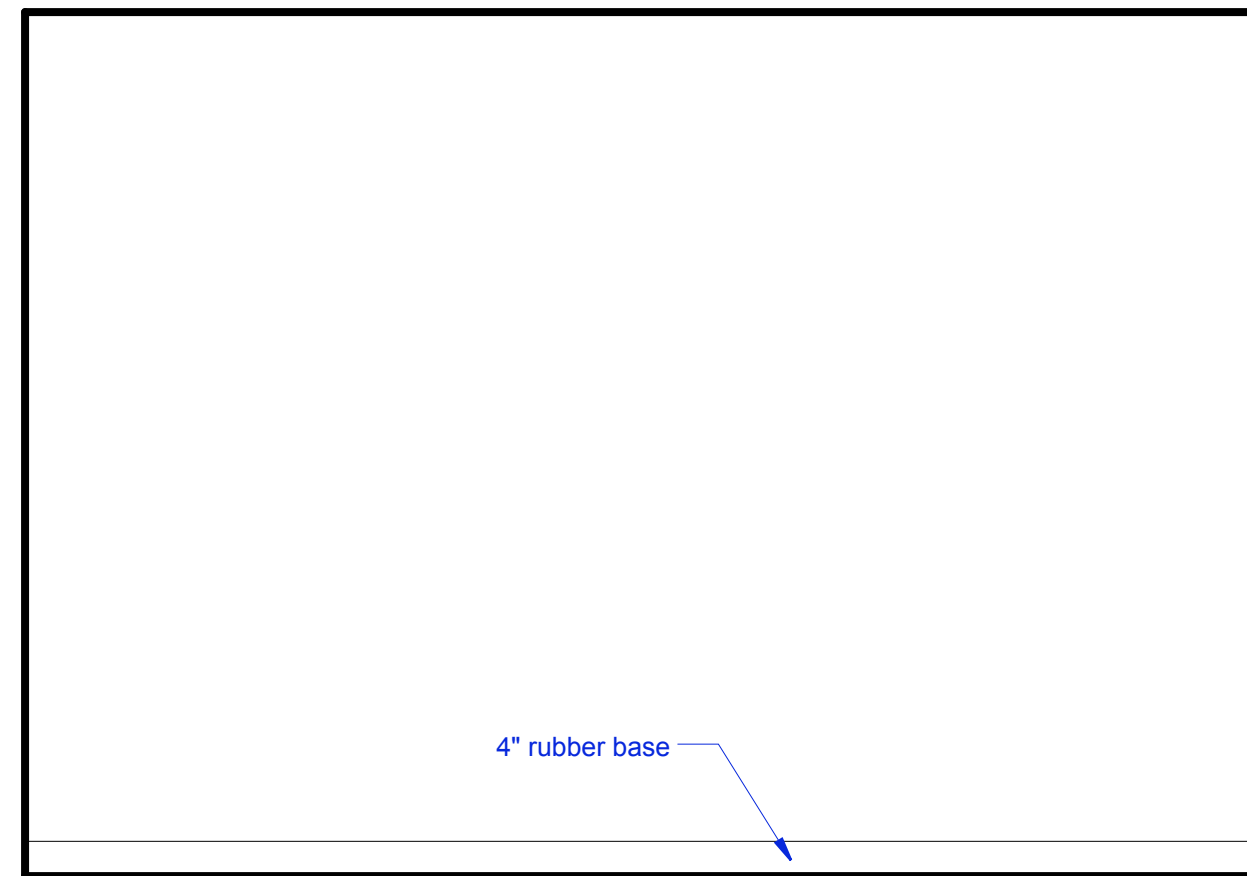
ADMISSIONS
A4.3



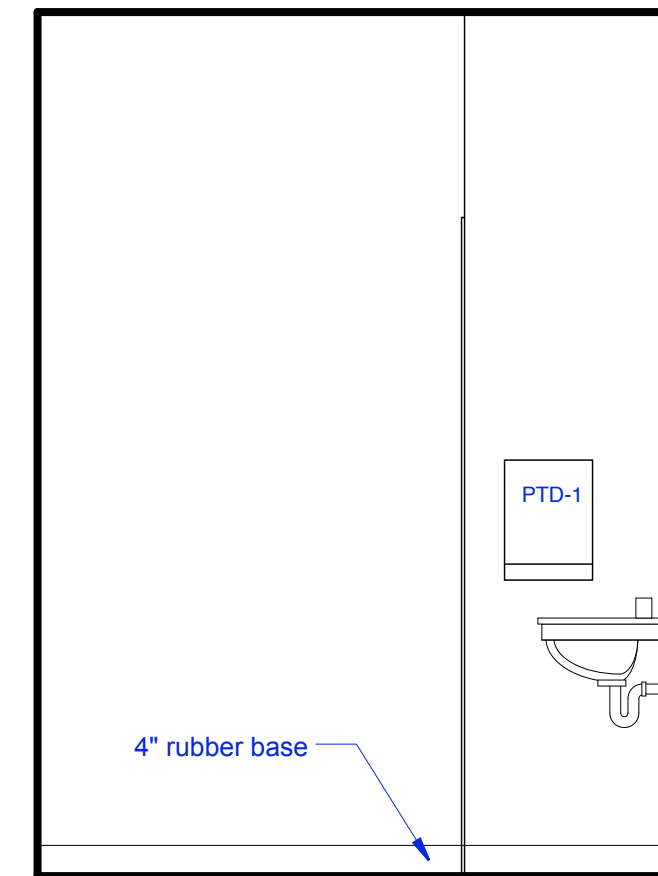
B Toilet Room 106 Elevation
Scale: 1/2" = 1'-0"



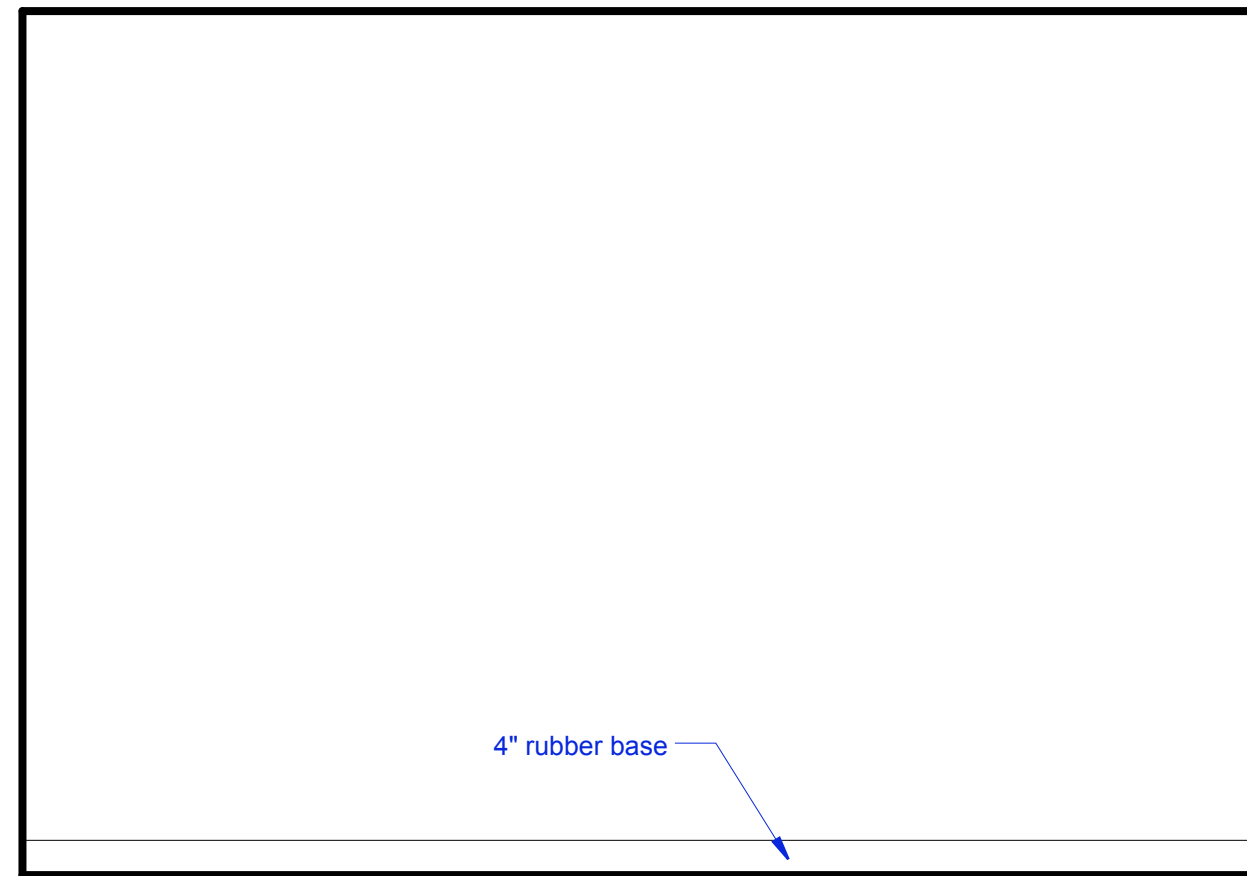
A Toilet Room 106 Elevation
Scale: 1/2" = 1'-0"



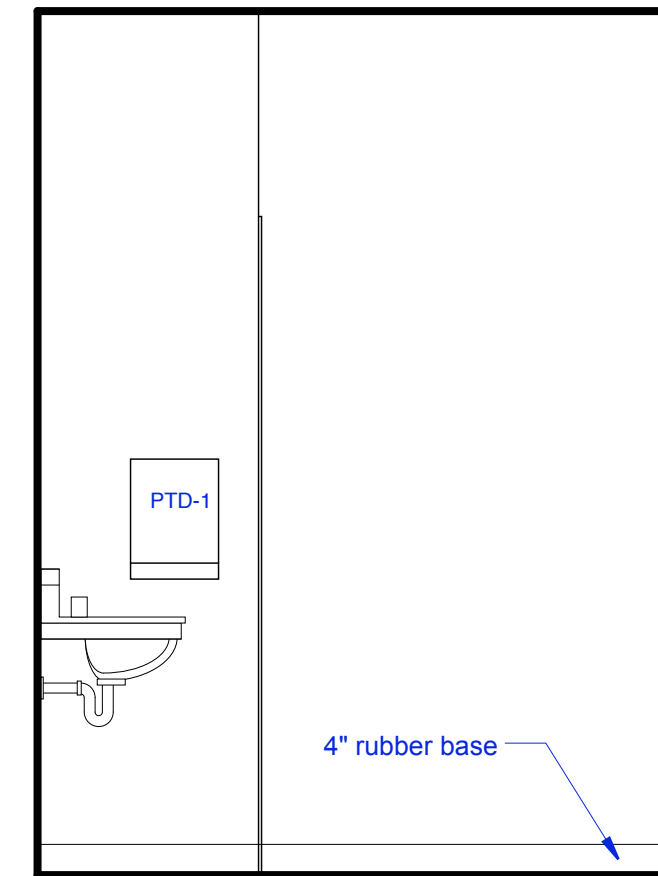
D Toilet Room 106 Elevation
Scale: 1/2" = 1'-0"



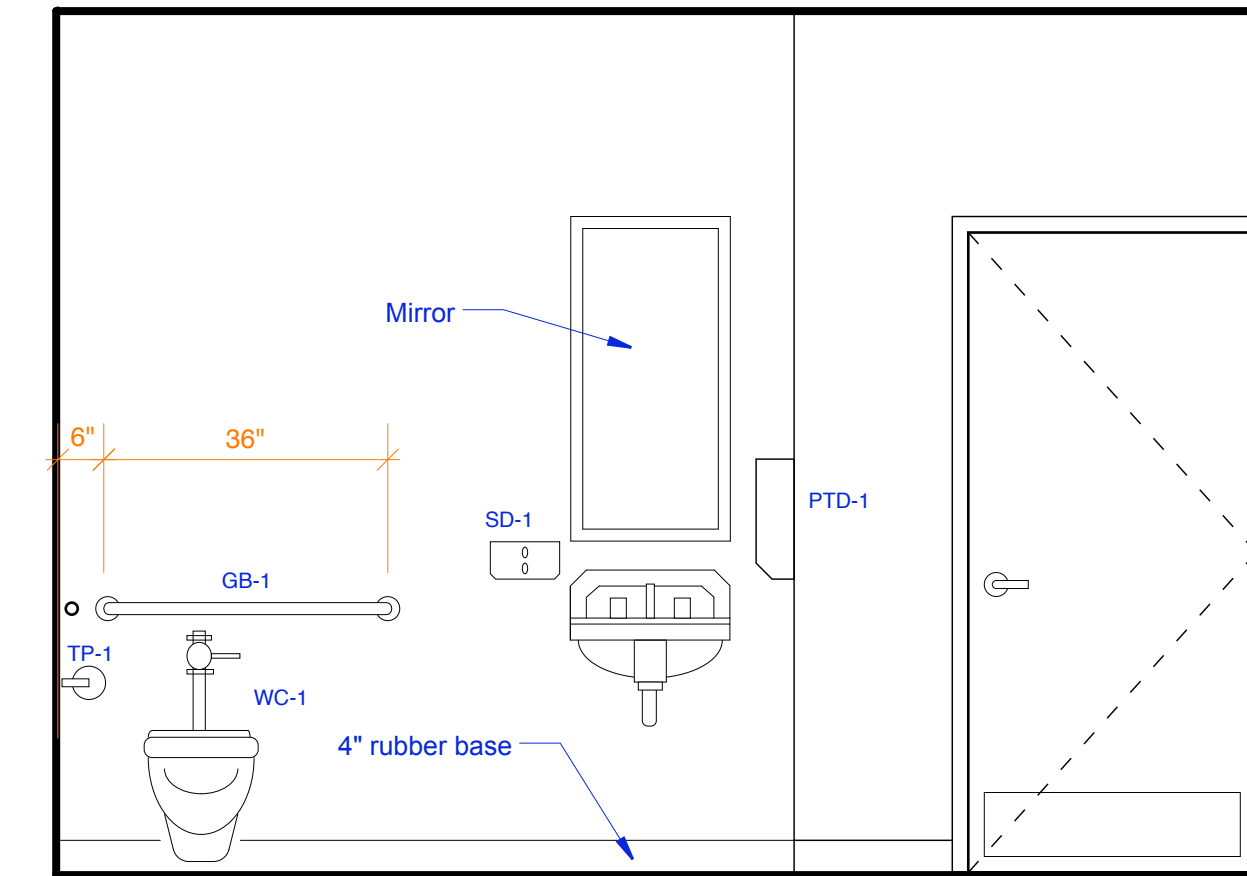
C Toilet Room 106 Elevation
Scale: 1/2" = 1'-0"



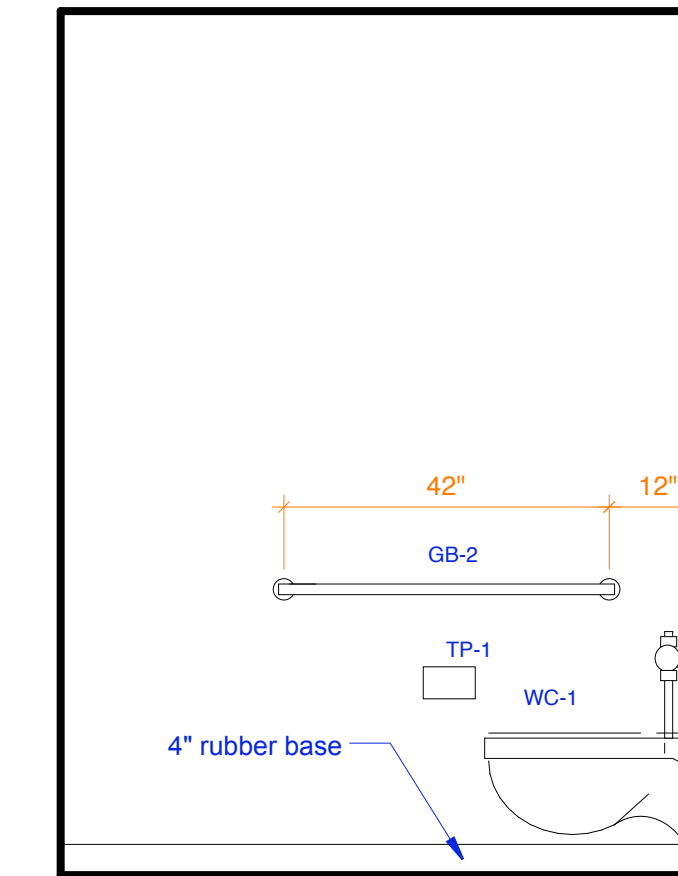
D Toilet Room 107 Elevation
Scale: 1/2" = 1'-0"



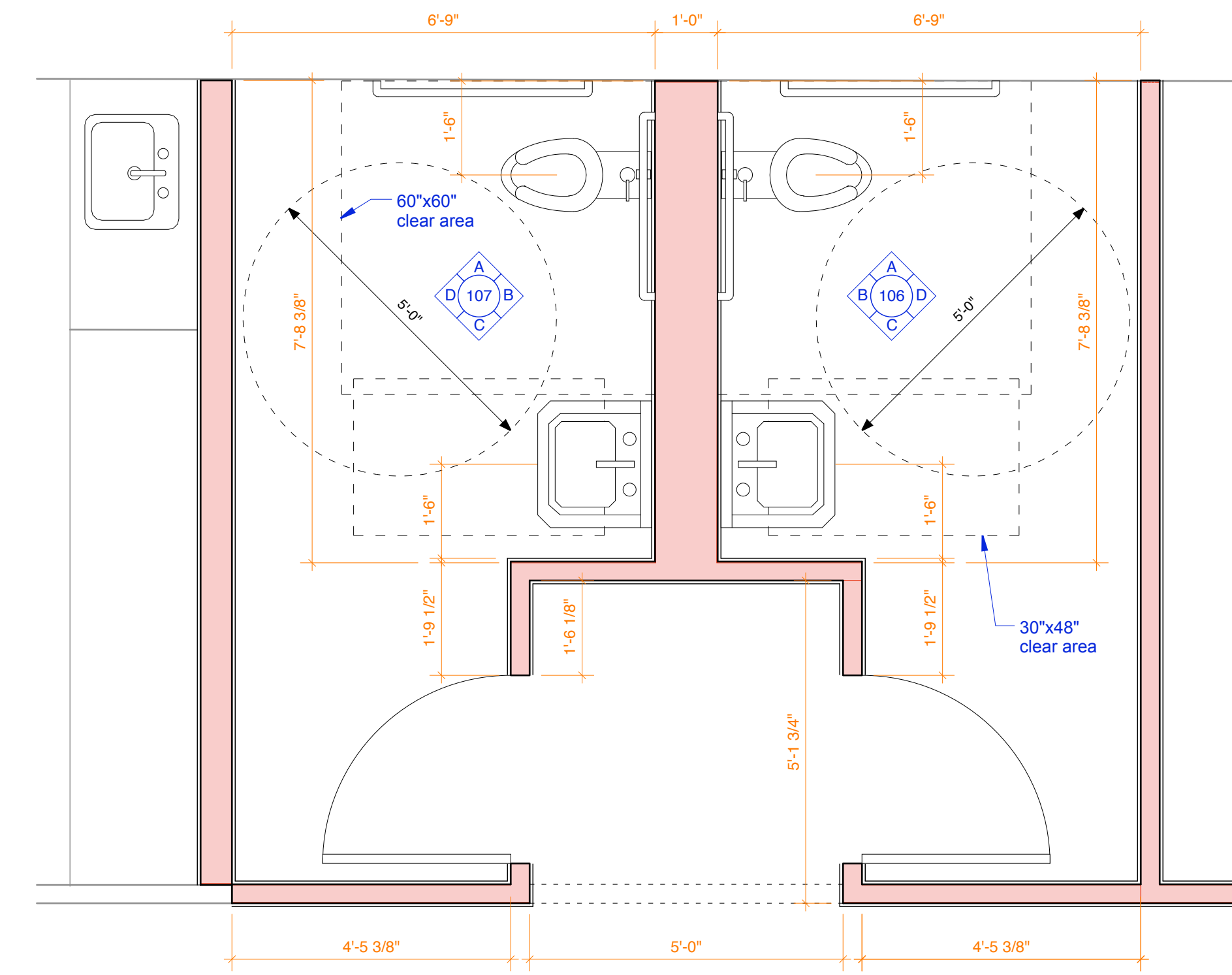
C Toilet Room 107 Elevation
Scale: 1/2" = 1'-0"



B Toilet Room 107 Elevation
Scale: 1/2" = 1'-0"



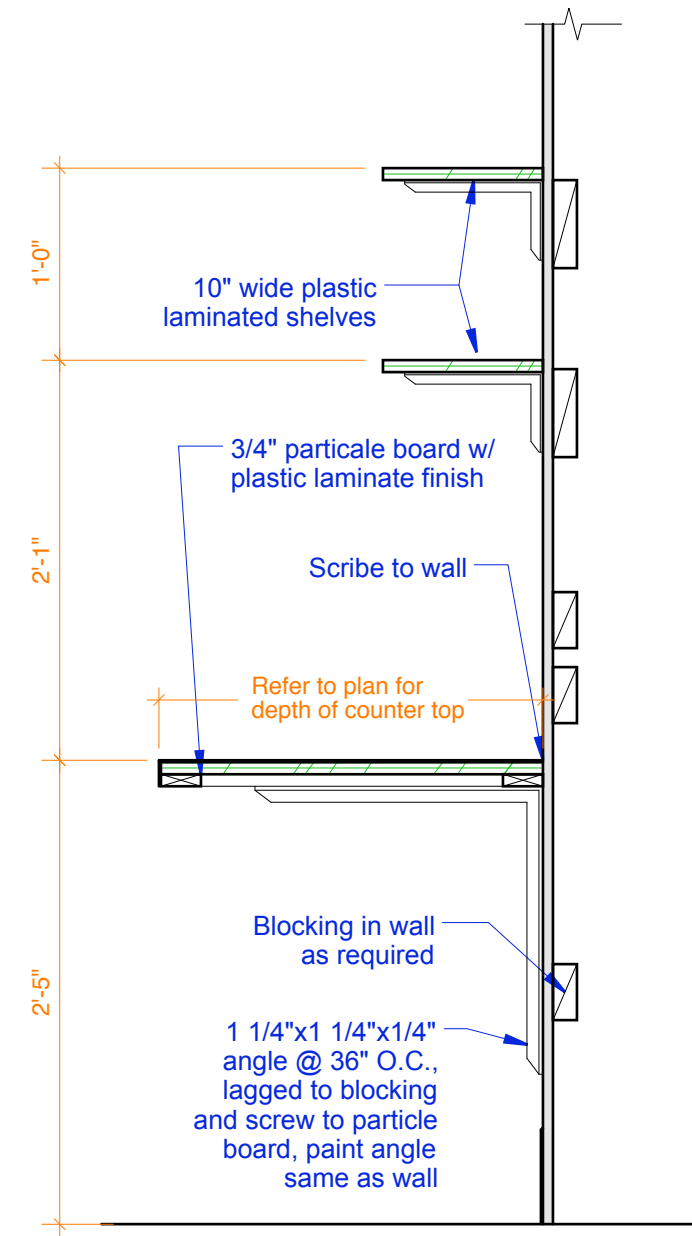
A Toilet Room 107 Elevation
Scale: 1/2" = 1'-0"



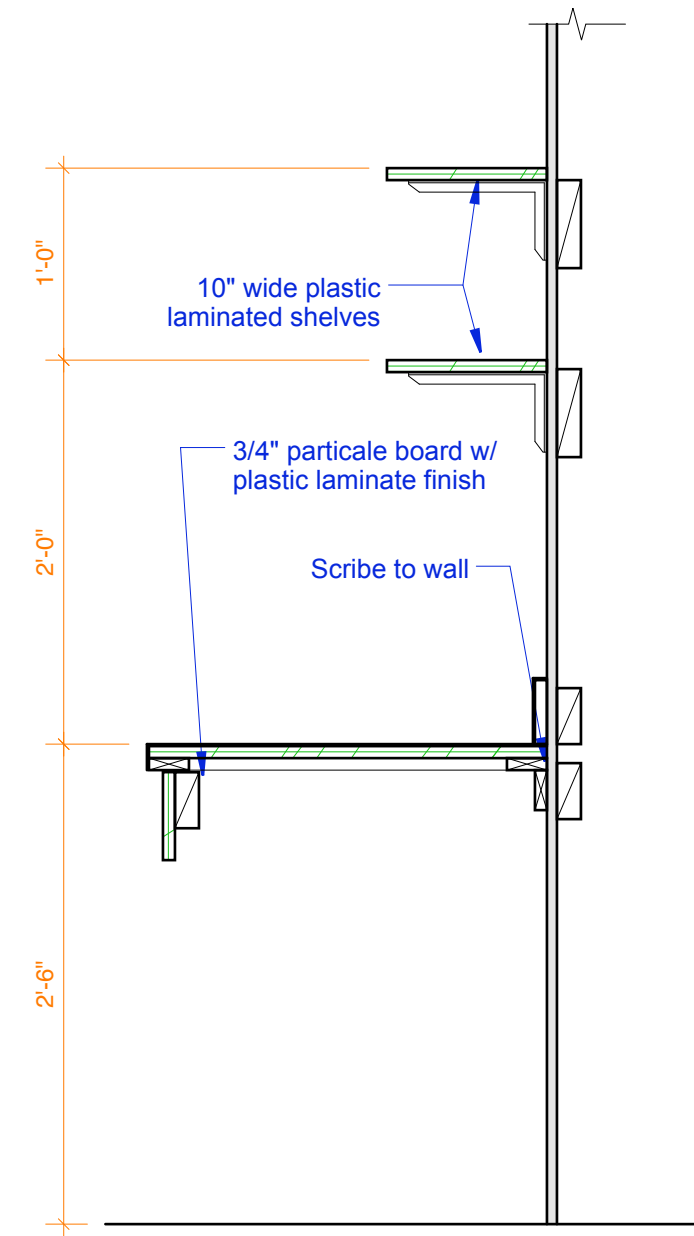
1 Toilet Rooms Floor Plan
Scale: 1/2" = 1'-0"

<p>Thru-bolt dispenser at metal partitions</p> <p>3'-0"</p> <p>2'-6"</p>	<p>Highest point of HC user access</p> <p>4'-4"</p>	<p>6"</p> <p>3"</p> <p>2'-10"</p>	<p>3'-0"</p>	<p>1'-5"</p>	<p>Note:</p> <p>Mounting heights are provided for general information.</p> <p>Not all accessories shown here are necessarily included in Work.</p> <p>Refer to Toilet Room Accessory Schedule for items specified for this Project.</p>
<p>TPD</p> <p>Toilet paper dispenser (one at each stall)</p>	<p>PTD</p> <p>Paper towel dispenser</p>	<p>SD</p> <p>Soap dispenser</p>	<p>GB</p> <p>Grab bar (36")</p> <p>Grab bar (42")</p>	<p>WC</p> <p>Water closet</p>	

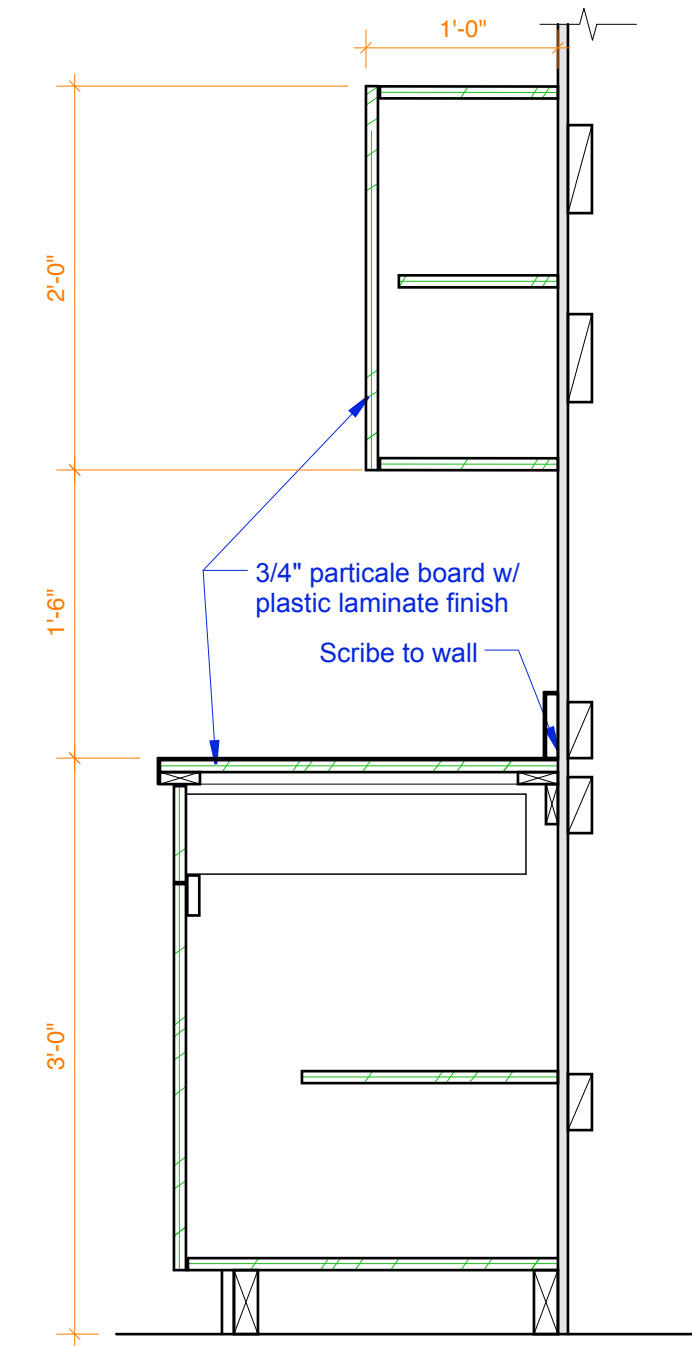
Plumbing Fixtures and Toilet Accessories - Typical Mounting Heights



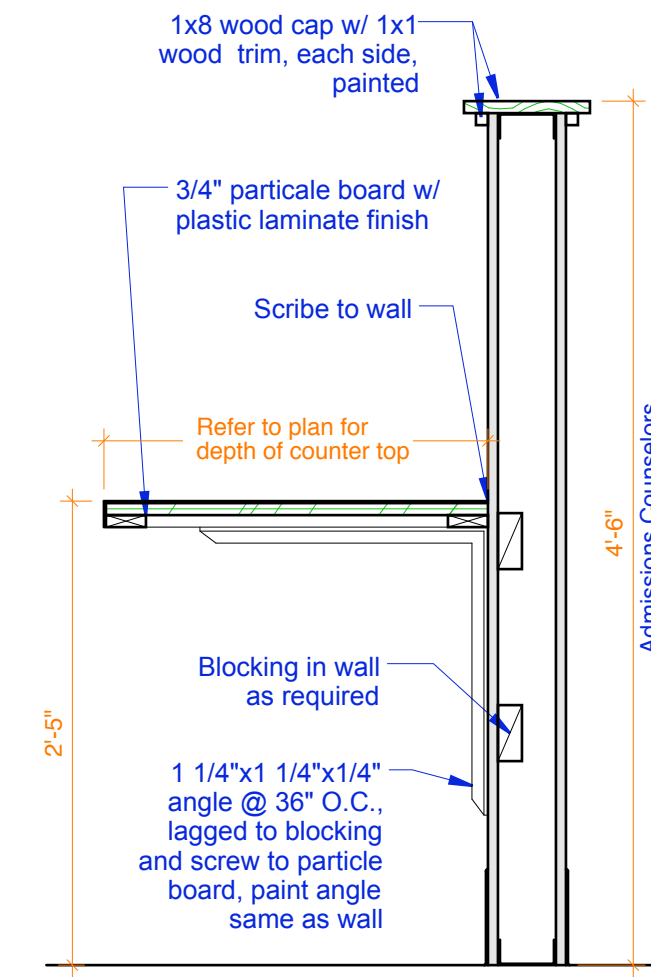
4 Counter and Shelf Detail
Scale: 1" = 1'-0"



3 Handicap Counter Detail
Scale: 1" = 1'-0"



2 Cabinet Detail
Scale: 1" = 1'-0"



1 Work Surface Detail
Scale: 1" = 1'-0"

Misc. Details

Drawn by: TD File Name: 2007-08_A2
1st Floor Plan
Scale: 1/8"=1' Project No. RRA2007-08.00
Date: 04/01/08 Revised:

ADMISSIONS

A5.1

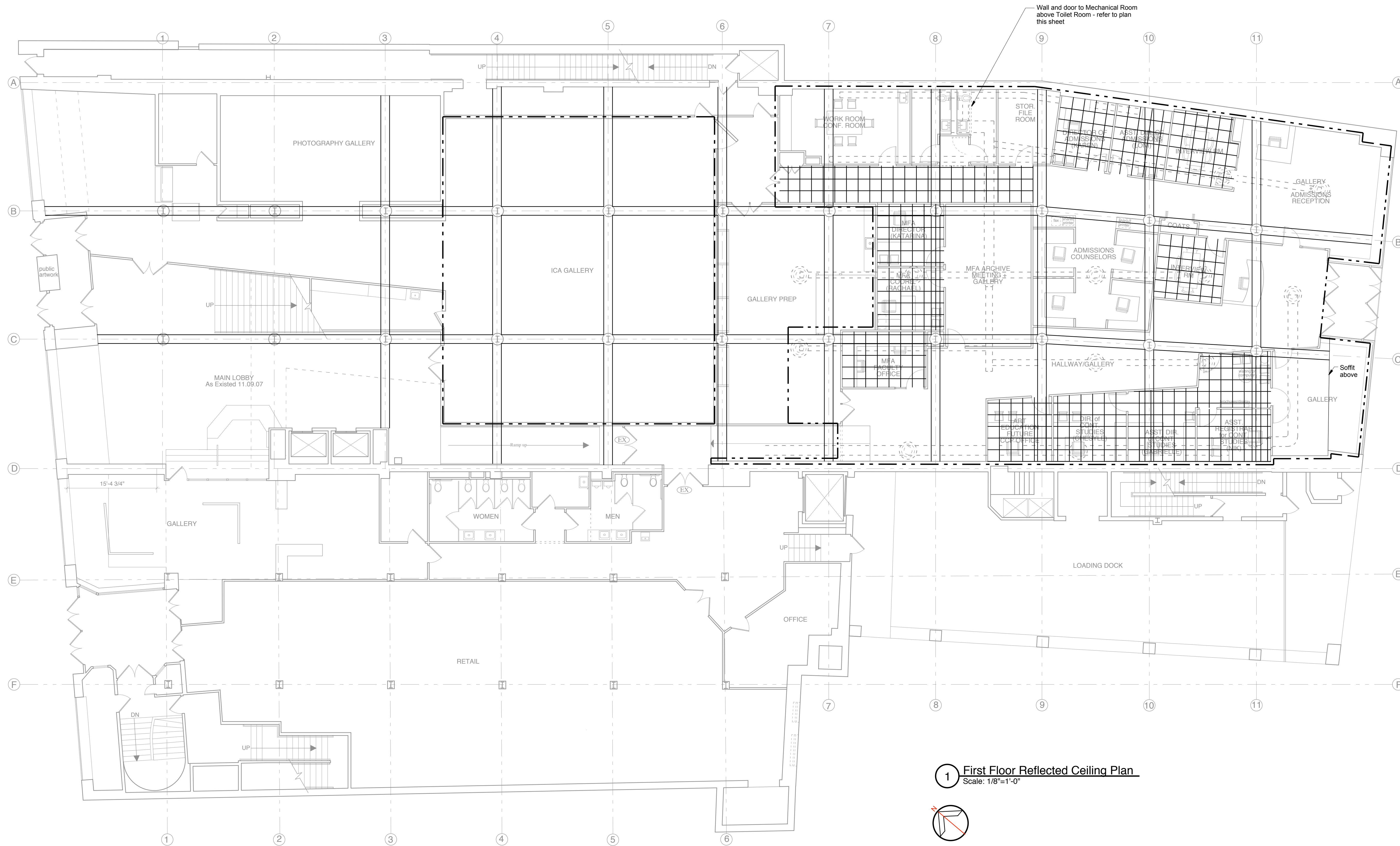
MAINE COLLEGE OF ART
Admissions Facilities

522 Congress Street
Portland, Maine

RR | A
Richard Renner|Architects

35 Pleasant Street
Portland, ME 04101
207.773.9699
207.773.9699 fax

132 South Main Street
Shelburne, MA 01770
508.651.2365
508.651.0911 fax



1 First Floor Reflected Ceiling Plan
Scale: 1/8"=1'-0"

