

**City of Portland, Maine – Building or Use Permit Application** 389 Congress Street, 04101, Tel: (207) 874-8703, FAX: 874-8716

Location of Construction: 550 Congress Street		Owner: Nevermore LLC		Phone: 773-7100		Permit No: <b>010115</b>	
Owner Address:		Lessee/Buyer's Name:		Phone:		BusinessName:	
Contractor Name: *** Black Bear Signworks		Address: *** 137 US Rt 1 Scarborough, ME		Phone: 04074 883-5543		Permit Issued:	
Past Use:  Commercial / Retail		Proposed Use:  Commercial / Retail		COST OF WORK: \$ 1,000.00		PERMIT FEE: \$ 32.30	
				FIRE DEPT. <input type="checkbox"/> Approved <input type="checkbox"/> Denied		INSPECTION: <i>Signature</i> Use Group: Type: <i>BCCAG Hoffac</i>	
Proposed Project Description:  Install Facemount steel Bracket Hanging 30" x 46" wooden sign				Signature: <i>Adm. Thm</i>		Signature: <i>Hoffac</i>	
				PEDESTRIAN ACTIVITIES DISTRICT (P.A.D.) Action: <input type="checkbox"/> Approved <input checked="" type="checkbox"/> Approved with Conditions <input type="checkbox"/> Denied		Zone: <b>B-3</b> CBL: 037-H-001	
				Signature: <i>Adm. Thm</i>		Date: 2/21/01	
Permit Taken By: Jodine		Date Applied For: February 7, 2001 gg					

1. This permit application does not preclude the Applicant(s) from meeting applicable State and Federal rules.
2. Building permits do not include plumbing, septic or electrical work.
3. Building permits are void if work is not started within six (6) months of the date of issuance. False information may invalidate a building permit and stop all work..

*CALL BURKE FOURNIER  
773-3100 FOR PICK-UP*

**FEB 21 2001**

**PERMIT ISSUED WITH REQUIREMENTS**

**CERTIFICATION**

I hereby certify that I am the owner of record of the named property, or that the proposed work is authorized by the owner of record and that I have been authorized by the owner to make this application as his authorized agent and I agree to conform to all applicable laws of this jurisdiction. In addition, if a permit for work described in the application is issued, I certify that the code official's authorized representative shall have the authority to enter all areas covered by such permit at any reasonable hour to enforce the provisions of the code(s) applicable to such permit

February 9, 2001

SIGNATURE OF APPLICANT	ADDRESS:	DATE:	PHONE:	PERMIT ISSUED WITH REQUIREMENTS CEO DISTRICT <span style="border: 1px solid black; padding: 2px;">2</span>
RESPONSIBLE PERSON IN CHARGE OF WORK, TITLE			PHONE:	

THIS IS NOT A PERMIT/CONSTRUCTION MAY NOT COMMENCE UNTIL THE PERMIT IS ISSUED

# SIGNAGE APPLICATION

**THIS IS NOT A PERMIT**

CONSTRUCTION CANNOT NOT COMMENCE UNTIL THE PERMIT IS ISSUED

In the interest of processing your application in the quickest possible manner, please complete the Information below for a Building or Use Permit.

NOTE\*\*If you or the property owner owes real estate or personal property taxes or user charges on any property within the City, payment arrangements must be made before permits of any kind are accepted.

Location/Address of Construction: 550 CONGRESS ST PTD		
Total Square Footage of Proposed Structure 11,5 SF	Square Footage of Lot LEASED SPACE 1200 SF	
Tax Assessor's Chart, Block & Lot Number Chart# 37 Block# 4 Lot# 1	Owner: NEVERMORE LLC THOMAS W. MOULTON	Telephone #: 773-7100
Lessee/Buyer's Name (If Applicable) BURKE FOURNIER	Owner's/Purchaser/Lessee Address: SAME AS ABOVE	Cost Of Work: \$1000.00 Fee: \$230 \$1,000
Current use: RETAIL . Proposed use: RETAIL		
Project description: INSTALL FLAG MOUNT STEEL BRACKET HANGING 30" H X 46" W WOODEN SIGN		
Contractor's Name, Address & Telephone BLACK BEAR SIGNWORKS 137 US RT 1 SCAR ME 04074		
		Rec'd By: 883-5543

Please check off the following indicating that you have included the below items to expedite the process of this sign application:

- "Certification of Liability" listing the City additionally insured
- Letter of permission from the owner

**A sketch plan indicating the following:**

- Drawing of the property showing all dimensions of the lot
- Location of all buildings and property setbacks from all buildings
- Driveways and abutting streets showing street frontage and any right of ways
- Indicate on drawing the dimensions of all buildings on the lot
- Define in footage the frontage of your business front
- Indicate on drawing of existing signage and dimensions of each sign
- Indicate on drawing all proposed signage and dimension of each sign
- Sign area height and setback of each existing and proposed freestanding sign

WU pick up  
"Bo"  
LIVEAULT

**THIS IS NOT A PERMIT/CONSTRUCTION MAY NOT COMMENCE UNTIL THE PERMIT IS ISSUED**

- Certification of flammability required for awning/canopy at time of application
- UL # required for lighted signs at the time of Final Inspection. Failure to provide this information will invalidate the Sign Permit.

The Provisions of Section 3102.0 of the City's Building Code "The BOCA National Building Code 1999 edition" shall govern the construction, alteration, repair and maintenance of outdoor signs together with the associated appurtenant and auxiliary devices in respect to structural and fire safety. In accordance to section 3102.4.4 of BOCA construction documents and owners consent is all follows; "Before any permit is issued for the erection of a sign, Construction Documents shall be filed with the code official showing the dimensions, materials and required details of construction, including loads, stresses and anchorage. The applications shall be accompanied by the written contract of the owner or lessees of the premises upon which the sign is to erected. NO PERMIT CAN OR WILL BE ISSUED UNLESS THIS INFORMATION IS SBUMMITTED AND APPROVED BY THE INSPECTIONS OFFICE.

**ELECTRICAL SIGNAGE PERMITS/RESPONSIBILITIES**

All sign companies or any persons engaged in the installation, interchange or maintenance of signage in the City of Portland must have the Electrician or Electrical Contractor who provided power to the sign(s) or associated equipment apply for an electrical permit in the Inspections Office.


It is the responsibility of your company to contact your sub-contractor or he owner to inform them of this policy. Whether your company does the final connections, which requires a valid Maine Electricians License or your sub contractor provides this service; permits and inspections shall be required.

Failure to comply with this procedure may result in the denial of sign permits by this office for your company or its representation to install or interchange any future signage in the City of Portland.

**If the property is located in a historic district, a separate sketch is required indicating the design, dimensions, construction materials and source of illumination if any. A photograph of the building façade should be submitted, showing where each sign is to be installed.**

**Certification**

*I hereby certify that I am the Owner of record of the named property, or that the owner of record authorizes the proposed work and that I have been authorized by the owner to make this application as his/her authorized agent. I agree to conform to all applicable laws of this jurisdiction. In addition, if a permit for work described in this application is issued, I certify that the Code Official's authorized representative shall have the authority to enter all areas covered by this permit at any reasonable hour to enforce the provisions of the codes applicable to this permit.*

Signature of applicant: 	Date: 02-07-01
---	----------------

**Sign Permit Fee: \$30.00 plus \$0.20 per square foot.**

**A building permit is also required for any awning based on cost of work-\$30.00 for the first \$1,000.00 and \$6.00 for each additional \$1,000.00**

# BUILDING PERMIT REPORT

DATE: 9 February 2001 ADDRESS: 550 Congress St. CBL: 037-H-001

REASON FOR PERMIT: Signage

BUILDING OWNER: Nevermore LLC

PERMIT APPLICANT: \_\_\_\_\_ (CONTRACTOR) Black Bear Signworks

USE GROUP: \_\_\_\_\_ CONSTRUCTION TYPE: \_\_\_\_\_ CONSTRUCTION COST: \_\_\_\_\_ PERMIT FEES: 13200

The City's Adopted Building Code (The BOCA National Building Code/1999 with City Amendments)  
The City's Adopted Mechanical Code (The BOCA National Mechanical Code/1993)

## CONDITION(S) OF APPROVAL

This permit is being issued with the understanding that the following conditions shall be met: \*1 \*3C

1. This permit does not excuse the applicant from meeting applicable State and Federal rules and laws.
2. Before concrete for foundation is placed, approvals from the Development Review Coordinator and Inspection Services must be obtained. (A 24 hour notice is required prior to inspection) **"ALL LOT LINES SHALL BE CLEARLY MARKED BEFORE CALLING."**
3. Foundation drain shall be placed around the perimeter of a foundation that consists of gravel or crushed stone containing not more than 10 percent material that passes through a No. 4 sieve. The drain shall extend a minimum of 12 inches beyond the outside edge of the footing. The thickness shall be such that the bottom of the drain is not higher than the bottom of the base under the floor, and that the top of the drain is not less than 6 inches above the top of the footing. The top of the drain shall be covered with an approved filter membrane material. Where a drain tile or perforated pipe is used, the invert of the pipe or tile shall not be higher than the floor elevation. The top of joints or top of perforations shall be protected with an approved filter membrane material. The pipe or tile shall be placed on not less than 2" of gravel or crushed stone, and shall be covered with not less than 6" of the same material. Section 1813.5.2
4. Foundations anchors shall be a minimum of 1/2" in diameter, 7" into the foundation wall, minimum of 12" from corners of foundation and a maximum 6' O.C. between bolts. Section 2305.17
5. Waterproofing and dampproofing shall be done in accordance with Section 1813.0 of the building code.
6. Precaution must be taken to protect concrete and masonry. Concrete Sections 1908.9-19.8.10/ Masonry Sections 2111.3-2111.4.
7. It is strongly recommended that a registered land surveyor check all foundation forms before concrete is placed. This is done to verify that the proper setbacks are maintained.
8. Private garages located beneath habitable rooms in occupancies in Use Group R-1, R-2, R-3 or I-1 shall be separated from adjacent interior spaces by fire partitions and floor/ceiling assembly which are constructed with not less than 1-hour fire resisting rating. Private garages attached side-by-side to rooms in the above occupancies shall be completely separated from the interior spaces and the attic area by means of 1/2 inch gypsum board or the equivalent applied to the garage side. (Chapter 4, Section 407.0 of the BOCA/1999)
9. All chimneys and vents shall be installed and maintained as per Chapter 12 of the City's Mechanical Code. (The BOCA National Mechanical Code/1993). Chapter 12 & NFPA 211
10. Sound transmission control in residential building shall be done in accordance with Chapter 12, Section 1214.0 of the City's Building Code.
11. Guardrails & Handrails: A guardrail system is a system of building components located near the open sides of elevated walking surfaces for the purpose of minimizing the possibility of an accidental fall from the walking surface to the lower level. Minimum height all Use Groups 42". In occupancies in Use Group A, B.H-4, I-1, I-2, M, R, public garages and open parking structures, open guards shall have balusters or be of solid material such that a sphere with a diameter of 4" cannot pass through any opening. Guards shall not have an ornamental pattern that would provide a ladder effect. Handrails shall be a minimum of 34" but not more than 38". Exception: Handrails that form part of a guard shall have a height not less than 36 inches (914 mm) and not more than 42 inches (1067 mm). Handrail grip size shall have a circular cross section with an outside diameter of at least 1 1/4" and not greater than 2". (Sections 1021 & 1022.0). Handrails shall be on both sides of stairway. (Section 1014.7)
12. Headroom in habitable space is a minimum of 7'6". (Section 1204.0)
13. Stair construction in Use Group R-3 & R-4 is a minimum of 10" tread and 7 1/2" maximum rise. All other Use Group minimum 11" tread, 7" maximum rise. (Section 1014.0)
14. The minimum headroom in all parts of a stairway shall not be less than 80 inches. (6'8") 1014.4
15. Every sleeping room below the fourth story in buildings of Use Groups R and I-1 shall have at least one operable window or exterior door approved for emergency egress or rescue. The units must be operable from the inside without the use of special knowledge or separate tools. Where windows are provided as means of egress or rescue they shall have a sill height not more than 44 inches (1118mm) above the floor. All egress or rescue windows from sleeping rooms shall have a minimum net clear opening height dimension of 24 inches (610mm). The minimum net clear opening width dimension shall be 20 inches (508mm), and a minimum net clear opening of 5.7 sq. ft. (Section 1010.4)
16. Each apartment shall have access to two (2) separate, remote and approved means of egress. A single exit is acceptable when it exits directly from the apartment to the building exterior with no communications to other apartment units. (Section 1010.1)
17. All vertical openings shall be enclosed with construction having a fire rating of at least one (1) hour, including fire doors with self closure's. (Over 3 stories in height requirements for fire rating is two (2) hours. (Section 710.0)
18. The boiler shall be protected by enclosing with (1) hour fire rated construction including fire doors and ceiling, or by providing automatic extinguishment. (Table 302.1.1)

2/9

19. All single and multiple station smoke detectors shall be of an approved type and shall be installed in accordance with the provisions of the City's Building Code Chapter 9, Section 920.3.2 (BOCA National Building Code/1999), and NFPA 101 Chapter 18 & 19. (Smoke detectors shall be installed and maintained at the following locations):
  - In the immediate vicinity of bedrooms
  - In all bedrooms
  - In each story within a dwelling unit, including basements
20. A portable fire extinguisher shall be located as per NFPA #10. They shall bear the label of an approved agency and be of an approved type. (Section 921.0)
21. The Fire Alarm System shall be installed and maintained to NFPA #72 Standard.
22. The Sprinkler System shall be installed and maintained to NFPA #13 Standard.
23. All exit signs, lights and means of egress lighting shall be done in accordance with Chapter 10 Section & Subsections 1023.0 & 1024.0 of the City's Building Code. (The BOCA National Building Code/1999)
24. Section 25 – 135 of the Municipal Code for the City of Portland states, "No person or utility shall be granted a permit to excavate or open any street or sidewalk from the time of November 15 of each year to April 15 of the following year".
25. The builder of a facility to which Section 4594-C of the Maine State Human Rights Act Title 5 MRSA refers, shall obtain a certification from a design professional that the plans commencing construction of the facility, the builder shall submit the certification the Division of Inspection Services.
26. Ventilation and access shall meet the requirements of Chapter 12 Sections 1210.0 and 1211.0 of the City's Building Code. (Crawl spaces & attics).
27. All electrical, plumbing and HVAC permits must be obtained by Master Licensed holders of their trade. No closing in of walls until all electrical (min. 72 hours notice) and plumbing inspections have been done.
28. All requirements must be met before a final Certificate of Occupancy is issued.
29. All building elements shall meet the fastening schedule as per Table 2305.2 of the City's Building Code (The BOCA National Building Code/1996).
30. Ventilation of spaces within a building shall be done in accordance with the City's Mechanical code (The BOCA National Mechanical Code/1993). (Chapter M-16)
31. Please read and implement the attached Land Use Zoning report requirements.
32. Boring, cutting and notching shall be done in accordance with Sections 2305.3, 2305.3.1, 2305.4.4 and 2305.5.1 of the City's Building Code.
33. Bridging shall comply with Section 2305.16.
34. Glass and glazing shall meet the requirements of Chapter 24 of the building code. (Safety Glazing Section 2406.0)
35. All flashing shall comply with Section 1406.3.10.
36. All signage shall be done in accordance with Section 3102.0 signs of the City's Building Code, (The BOCA National Building Code/1999).

---



---



---



---



---




---



---



---

  
 P. Sequel Hoffses, Building Inspector  
 George L. McDougall, PFD  
 Marge Schmuckal, Zoning Administrator  
 Michael Nugent, Inspection Service Manager

PSH 10/1/00

**\*\*This permit is herewith issued, on the basis of plans submitted and conditions placed on these plans, any deviations shall require a separate approval.**

**\*\*\*THIS PERMIT HAS BEEN ISSUED WITH THE UNDERSTANDING THAT ALL THE CONDITIONS OF THE APPROVAL SHALL BE COMPLETED. THEREFORE, BEFORE THE WORK IS COMPLETED A REVISED PLAN OR STATEMENT FROM THE PERMIT HOLDER SHALL BE SUBMITTED TO THIS OFFICE SHOWING OR EXPLAINING THAT THE CONDITIONS HAVE BEEN MET. IF THIS REQUIREMENT IS NOT RECEIVED YOUR CERTIFICATE OF OCCUPANCY SHALL BE WITHHELD. ( You Shall Call for Inspections )**

**\*\*\*\*ALL PLANS THAT REQUIRE A PROFESSIONAL DESIGNER'S SEAL, (AS PER SECTION 114.0 OF THE BUILDING CODE) SHALL ALSO BE PRESENTED TO THIS DIVISION ON AUTO CAD LT. 2000, DXF FORMAT OR EQUIVALENT.**

**\*\*\*\*\*CERTIFICATE OF OCCUPANCY FEE \$50.00**

## **Side Walk Signs Design/Location/Construction Standards**

### **Quantity**

One sign per establishment for each street frontage having a public entrance provided that all dimension and location standards are met. When standards would not otherwise permit a sign, a sign may consist of multiple listings.

### **Sign Dimensions**

Single listing: Maximum width – 24 inches or such lesser width sufficient to retain 4 ½ feet of unobstructed sidewalk width perpendicular to major flow. Maximum height – 40 inches to top of sign in place. Minimum height 30 inches to top of sign in place.

Multiple: Maximum width – 30 inches or such lesser width sufficient to retain 4 ½ feet of unobstructed sidewalk width perpendicular to major flow. Maximum height – 4- inches to top of sign in place. Minimum height 30 inches to top of sign in place.

### **Location**

Minimum distance between signs – 20 feet. Maximum distance of sign from public entrance of advertiser 20 feet. The City may vary these distances for exceptional physical circumstances where public safety and streetscape aesthetics will be maintained. However, under no circumstances shall signs obstruct vehicular stops, benches, fire hydrants, or other street visual amenities. Signs shall be located near the curb rather than the building face.

### **Materials and Graphics**

All signs shall be of an A-Frame type design, shall be constructed of durable, weather-resistant materials and finish, shall have no moving parts, and shall be non-electrified. All signs shall be maintained in a clean and original appearance. Sign materials, graphics, and finish shall be of a unified design and shall be compatible with the local streetscape. All signs shall have horizontal braces spanning each side of the sign to assure rigid support. Lettering shall be legible and consistent.

### **Sign Removal**

All signs shall be removed when the business is closed or while any snow or ice exists on the walk within eight feet of the sign in any direction.

### **Insurance**

No permit shall be issued unless the applicant has posted in advance with the City a suitable public liability insurance certificate in an amount adequate to protect the City.

### **Enforcement**

A sign may be removed after notice to the owner and the permit, if issued, may be revoked if the sign does not conform to the standards herein.

For permit come to City Hall 389 Congress Street room 315 with:

1. Certificate of liability insurance
2. Drawing of sign showing dimensions
3. Payment of .20 per sq. ft. plus \$30.00

January 31, 2001

Black Bear Sign Works  
137 U. S. Route One  
Scarborough, ME 04074

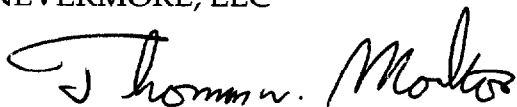
Dear Sir:

I am writing this letter to authorize your company to hang a sign for Salon Burke at 550 Congress Street, Portland, Maine. Said sign must comply with all local, state and historical stipulations/ regulations. When installing the sign, please be sure to minimize the amount of holes/penetrations you put into said building. This work must be done in a professional and workmanlike manner by qualified professionals.

Should you have any questions regarding this letter, please do not hesitate to call me at (207) 773-7100.

Sincerely,

NEVERMORE, LLC

A handwritten signature in black ink that reads "Thomas W. Moulton". The signature is written in a cursive style with a large initial 'T' and 'M'.

Thomas W. Moulton, CCIM, SIOR,  
Manager


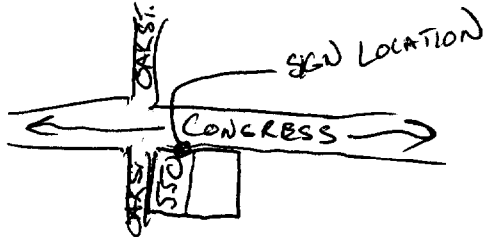
TWM/emr

550 CONGRESS ST.

BLACKBEAR SIGNWORKS  
137 US ROUTE 1  
SCARBOROUGH, ME 04074  
207-889-5549



2" THICK REDWOOD PANEL  
ROUTED + PAINTED



STEEL  
BRACKET  
MOUNTED  
(LAG + SHIELD)  
TO WALL



# City of Portland

## Memorandum

**Date:** February 21, 2001  
**To:** Department of Building Inspection  
**From:** Jeffrey Harris, Preservation Compliance Coordinator  
**RE:** 550 Congress Street signage permit

---

Upon review by planning department staff, the referenced building permit application for signage may be approved with the following condition:

- The bracket must be mounted to the right of the transom window located above the entry opening, and at a height such that the wood sign hangs at the same level as the "Maine Times" sign next door (see attached diagram).

Attachment

PLEASE AFFIX SALON BURKE  
SIGN BRACKET IN THIS  
LOCATION

MAINE  
TIMES  
BRACKET  
SIGN



MAINE TIMES

SALON BURKE