

GENERAL NOTES

SCOPE OF WORK
 RENOVATE EXISTING WET SPRINKLER SYSTEM IN SPINNAKER TRUST TENANT SPACE TO ACCOMMODATE NEW FLOOR PLANS. EXISTING SPRINKLER PROTECTION IN ALL OTHER PORTIONS OF THE BUILDING TO REMAIN AS IS.

ALL WIRING TO BE DONE BY OTHERS

SPRINKLER HEADS TO BE LOCATED CENTERLINE OF TILE.

SPRINKLER SYSTEM INSTALLATION TO COMPLY WITH NFPA PAMPHLET # 13 2010 EDITION.

ALL DIMENSIONS ARE SHOWN FOR GENERAL LOCATION OF SPRINKLER HEADS ; PIPING MAY VARY TO SUIT ACTUAL FIELD CONDITIONS.

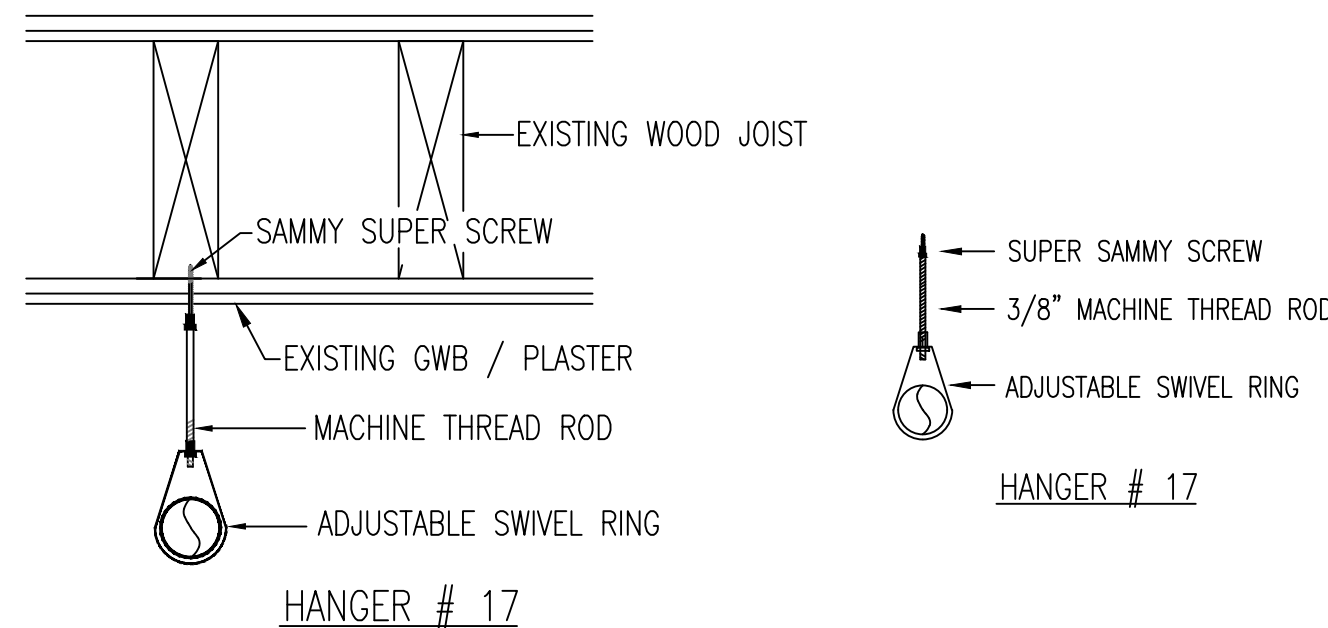
EXISTING SPRINKLER MAINS & LINES TO REMAIN. NEW PENDENT HEADS TO BE SUPPLIED FROM EXISTING OUTLETS.

ACOUSTICAL CEILING TILE (ACT) TO BE LISTED NON-COMBUSTIBLE WITH UL FLAME SPREAD OF LESS THAN 25.

OCCUPANCY DESCRIPTION AND CLASSIFICATION:
 OFFICE, BATHROOM, AND KITCHEN AREAS LIGHT HAZARD
 STORAGE OF MATERIAL SHALL NOT EXCEED 8'-0" IN HEIGHT.

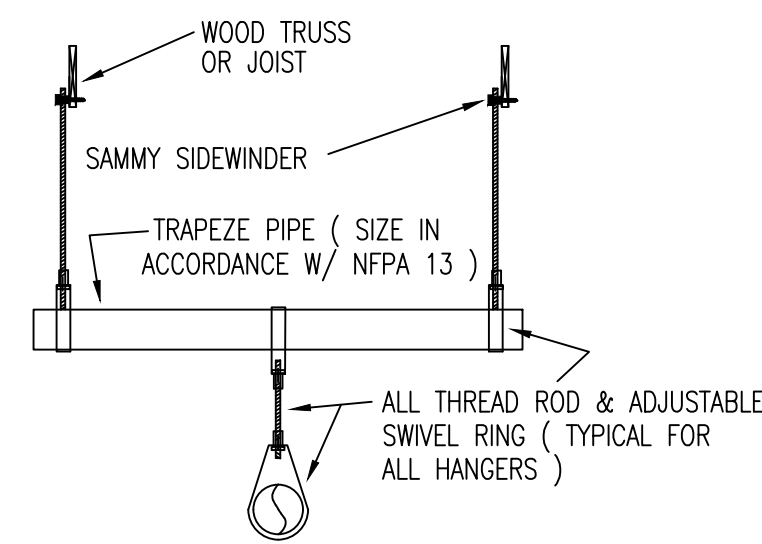
F.F. \odot INDICATES FINISH FLOOR UP TO CENTERLINE OF PIPE.
 F.F. D. INDICATES FINISH FLOOR TO DECK

INDICATES NEW SPRINKLER PIPE
 INDICATES EXISTING SPRINKLER PIPE

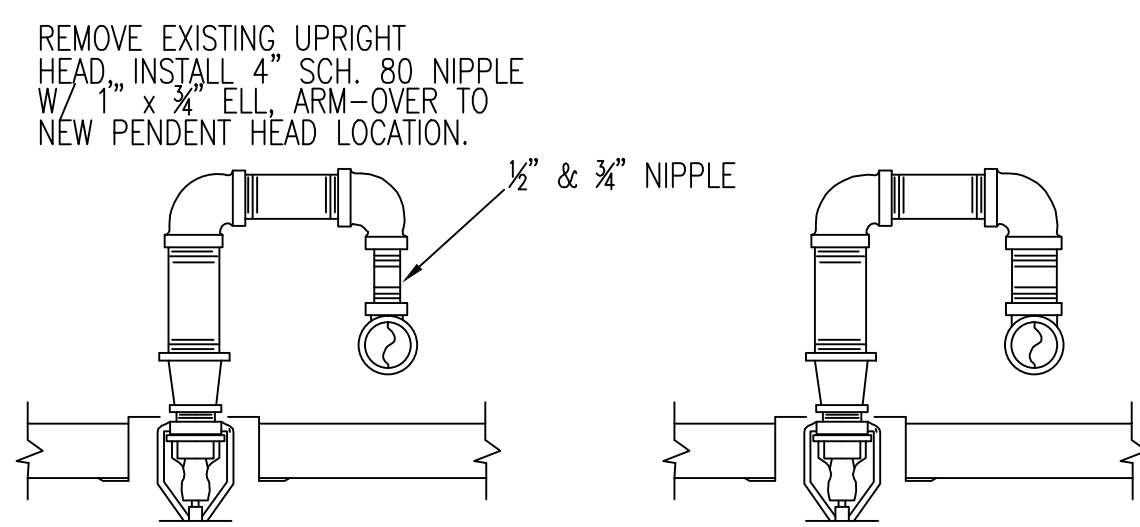


HANGER # 17
 NOT TO SCALE

ALL HANGERS TO BE PROVIDED AND INSTALLED AS PER NFPA # 13R 3/8" ROD FOR 1" TO 4" PIPE

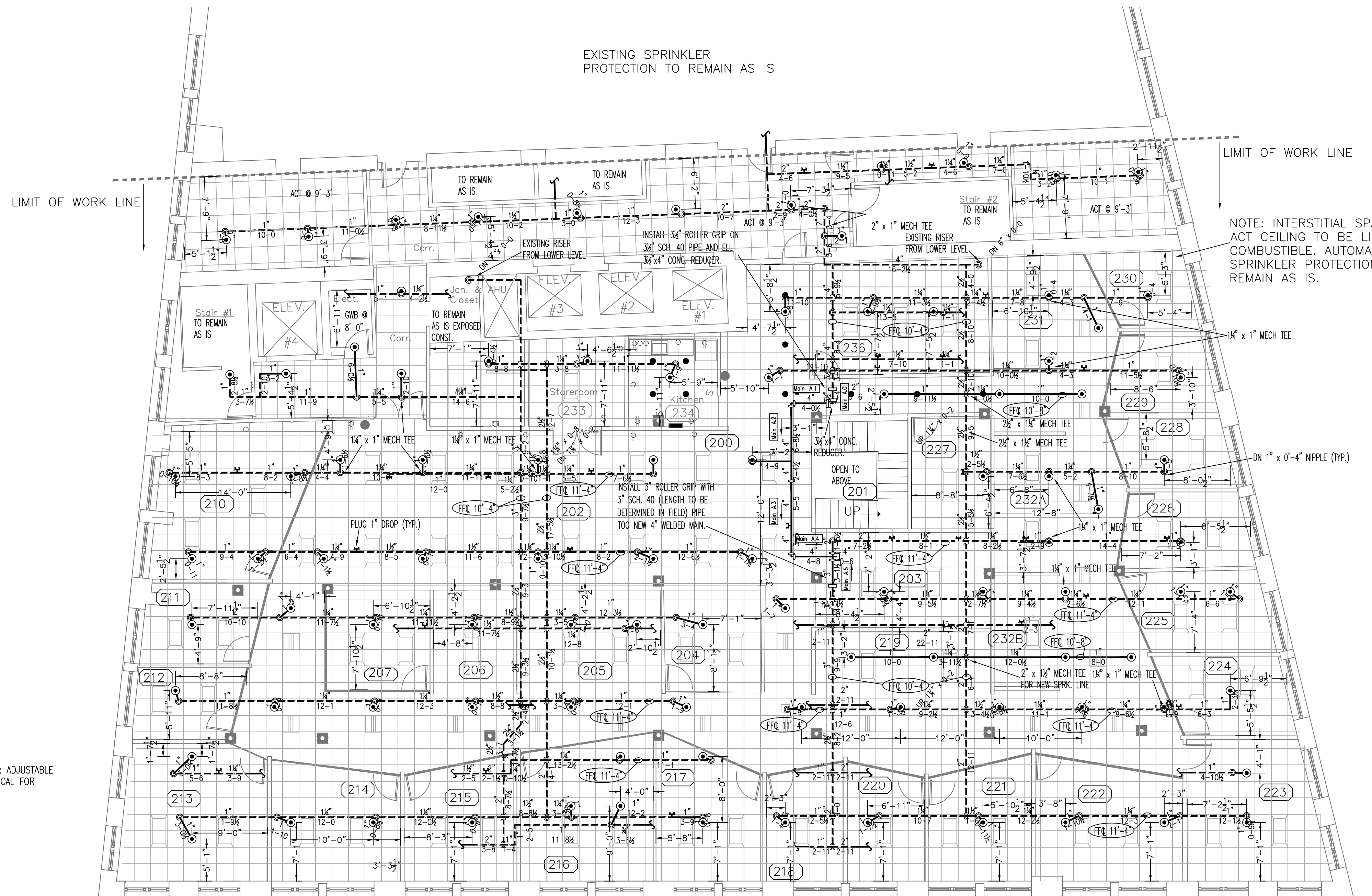
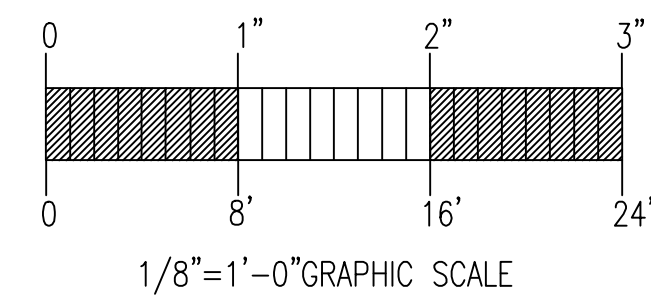


HANGER # 14



SPRINKLER HEAD DETAILS
 NOT TO SCALE

SPRINKLER HEAD DETAILS
 NOT TO SCALE



ALL CEILINGS ACT @ 9'-0" UNLESS NOTED OTHERWISE ALL ROOM OCCUPANCIES OFFICES UNLESS NOTED OTHERWISE.

FIRE SPRINKLER PLAN - SPINNAKER TRUST

SCALE: 1/8"=1'-0"
 AREA PROTECTED: 11,325 SQ.FT.
 FINISH FLOOR ELEVATION : SECOND FLOOR
 COLOR CODE:

NOTE: AREA PROTECTED AND HEAD COUNT FOR RENOVATED AREA ONLY TO LIMIT OF WORK LINE.

NOTE: NOT ALL SPRINKLER PIPE DEPICTED IN PLAN. ABOVE CEILING PROTECTION TO REMAIN AS IS.

Sprinkler Head Schedule					
Symbol	Count	Thread	K-Factor	Description	Note
\odot	98	1/2"	5.6	TYCO TY-FRB TY3231 200" WHITE RECESSED PENDENT	on Drop
98 = Total Number of Heads this floor					

” SUBMITTAL PLAN ”

GENERAL NOTES	DATE	REVISIONS	REQUIRED APPROVALS	SPINNAKER TRUST TENANT FIT-UP 123 FREE ST. PORTLAND, ME	FIRE SPRINKLER PLANS & DETAILS
SPRINKLER SYSTEM RENOVATION TO COMPLY WITH NFPA PAMPHLET # 13 (2010)			OWNER / ARCHITECT STATE FIRE MARSHAL PORTLAND FIRE DEPARTMENT	CONTRACT WITH: HEBERT CONSTRUCTION EASTERN FIRE PROTECTION AUBURN/LEWISTON INDUSTRIAL AIRPARK, AUBURN, MAINE 04210	DWG. NO. 1 OF 1
NEW BRANCH LINE PIPING 1"-2" TO BE BLACK SCHEDULE 40 JOINED BY THREADED DUCTILE IRON FITTINGS			DRAWN BY RJP NICET LEVEL CERT.#		JOB NUMBER AU-4911-12
NEW MAIN PIPING 2 1/2"-4" TO BE SCHEDULE # 10 BLACK WITH GROOVED ENDS & WELDED OUTLETS JOINED BY MECHANICAL COUPLINGS			CHECKED BY WAF NICET LEVEL III CERT.# 095574		SCALE AS NOTED
OWNER TO PROVIDE SUFFICIENT HEAT THROUGHOUT BUILDING TO PREVENT FREEZING OF WATER FILLED SPRINKLER PIPING AND EQUIPMENT. (MIN 40° F)			CONTRACTOR LICENSE # 101 CONTRACTOR RMS # 368		DATE 09/12/12