Note: all gabbars to be 1½" diameter in nominal length shown, typical throughout

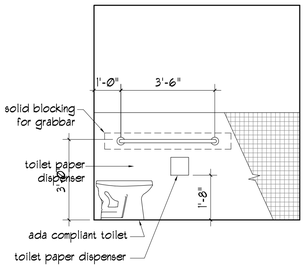

7 Elevation
⅜"= 1'-0"

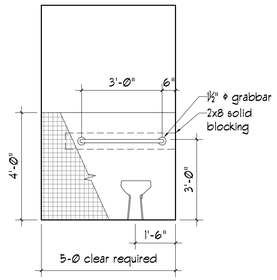

6 Elevation
⅜"= 1'-0"

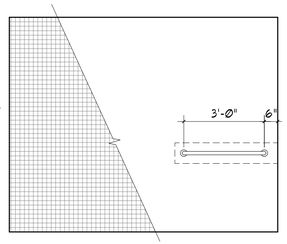

5 Elevation
⅜"= 1'-0"

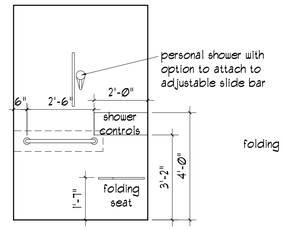

4 Elevation
⅜"= 1'-0"

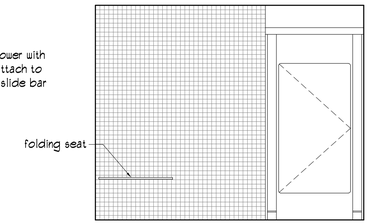

3 Elevation
⅜"= 1'-0"

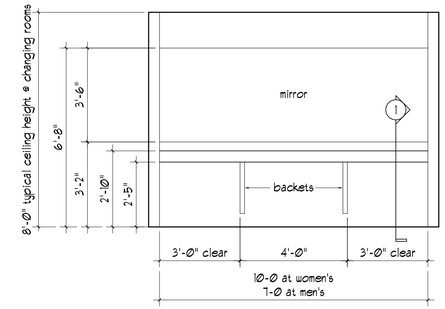

2 Elevation
⅜"= 1'-0"

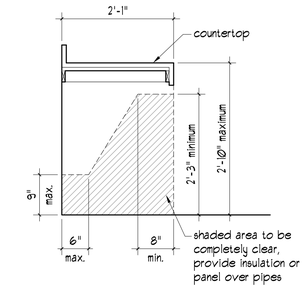

1 Elevation
¾"= 1'-0"

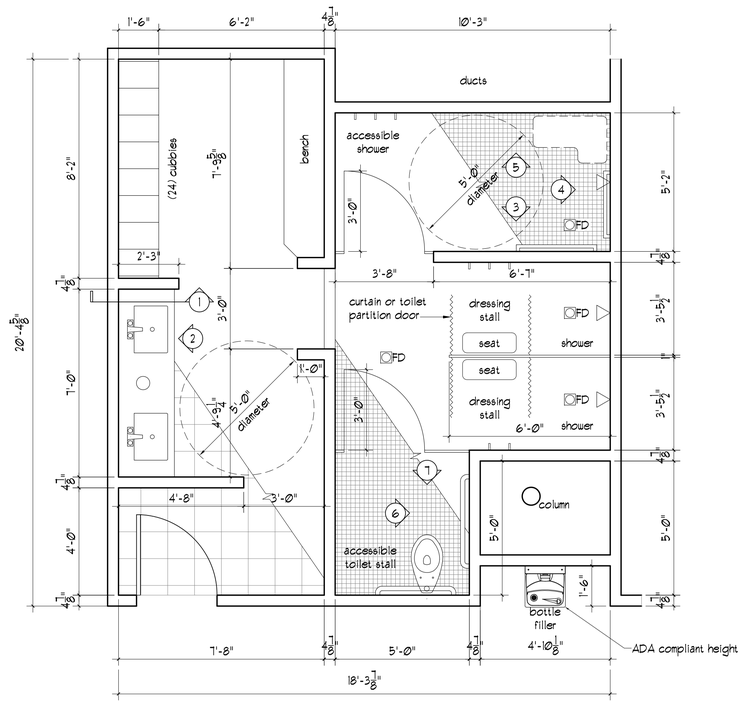

9 Men's Changing Room
⅜"= 1'-0"

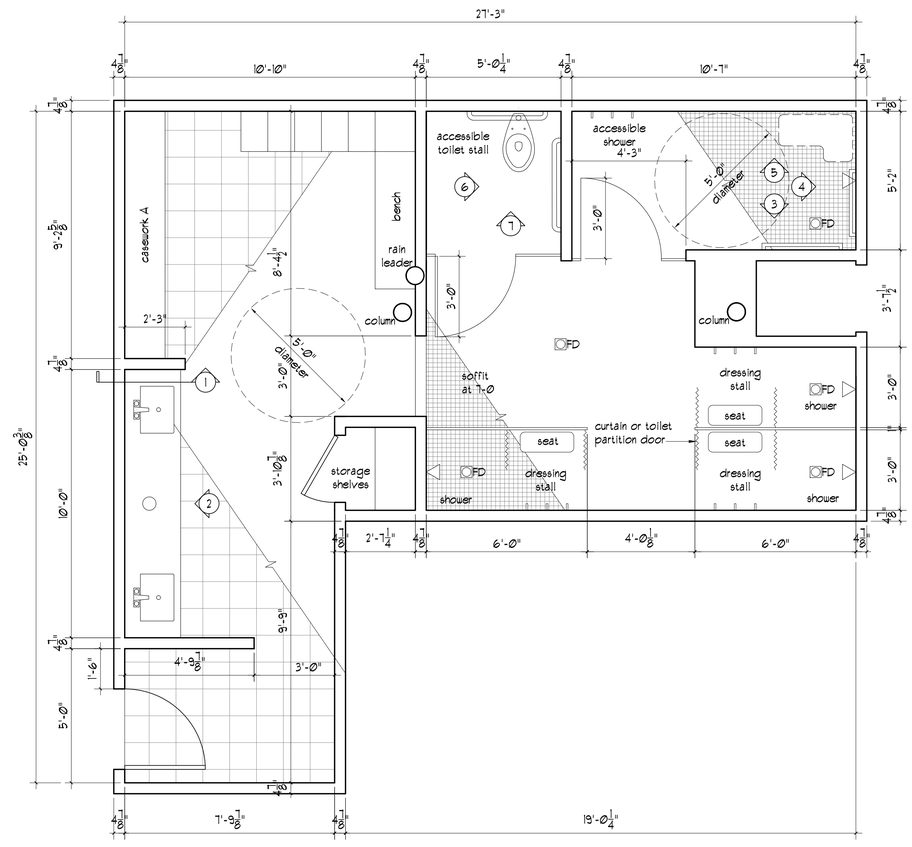

8 Women's Changing Room
⅜"= 1'-0"

AZIMUTH LLC

josef chalat
architect
327 ocean house road
Cape Elizabeth, Maine
Maine Licensed Architect
office 207 799 0404
cell 207 318 3234

e: azimuth@maine.rr.com

WHITED
PLANNING + DESIGN

List of Drawings

A0.01 Life Safety Plans
A1.01 First Floor Plan (north)
A1.02 First Floor Plan (south)
A1.03 Second Floor Plan
A1.04 3d Floor Plan
A1.05 1st Flr Reflected Ceiling Plan
A1.06 2nd Flr Reflected Ceiling Plan
A2.01 Interior Elevations
A2.02 Interior Elevations
A3.01 Stair #3, HVAC chase
A3.02 Stair #4
A4.01 Changing Rooms (Lockers)
A5.01 Wall Types
A6.01 Schedules

Purpose of these drawings: permit and construction

Date of these drawings: November 22, 2013

Diversified Communications
Proposed Tenant Improvements
121 Free Street,
Portland Maine, 04101

Changing Rooms, Plan Enlargements

A4.01