NOTES

1) OCCUPANCY: OFFICES – LIGHT HAZARD, 200 SF
CEILING PLENUMS – LIGHT HAZARD, 130 SF
RETAIL SALES, BASEMENT – ORDINARY HAZARD GROUP 2, 130 SF
2) DESIGN BASIS: NEW NFPA '13 WET, PIPE SCHEDULE SPRINKLER SYSTEM.
3) ALL 1" TO 2" PIPING TO BE BLACK STEEL SCHEDULE 40. ALL PIPING 2½" AND LARGER TO BE BLACK STEEL THINWALL. ALL FITTINGS TO BE CAST-IRON SCREWED OR GROOVED.
4) ALL PIPE AND HANGER DIMENSIONS ARE CUT LENGTHS FOR FABRICATION AND INSTALLATION
5) TB℄ DENOTES TOP OF WOOD BEAM TO CENTERLINE OF PIPE.
6) BB℄ DENOTES BOTTOM OF WOOD BEAM TO CENTERLINE OF PIPE.
7) TJ℄ DENOTES TOP OF WOOD JOIST TO CENTERLINE OF PIPE.
8) BJ℄ DENOTES BOTTOM OF WOOD JOIST TO CENTERLINE OF PIPE.
9) FF℄ DENOTES FINISHED FLOOR TO CENTERLINE OF PIPE.
10) OWNER TO PROVIDE SUFFICIENT HEAT (MIN 40°F) IN ALL AREAS OF THE BUILDING AT ALL TIMES TO PREVENT SPRINKLER PIPING FROM FREEZING.
11) OWNER: SPRINGER'S JEWELERS
580 CONGRESS STREET
PORTLAND, MAINE 04101
772-5404
12) ARCHITECT: BRIAN E. DUFFY ASSOCIATES – FALMOUTH, MAINE
13) ALL SPRINKLER HEADS TO BE LOCATED IN EXACT CENTER OF CEILING TILES.

WATER SUPPLY

FLOW TEST BY PORTLAND WATER DISTRICT MAY 7, 2010
WATER WAS FLOWED FROM HYDRANT # 462 ON FREE STREET, APPROX. 1500'-0" FROM THE BUILDING FROM A 6" CIRCULATING CITY MAIN. TEST HYDRANT '206 LOCATED ON FREE STREET, APPROX. 800' FROM BUILDING

STATIC: 64 PSI
RESIDUAL: 62 PSI WITH 992 GPM FLOW
ELEVATION: 100.0

		BSMT	FIRST
(14 / 200°)	½"x½" QR BRASS UPRIGHTS RELIABLE F1FR56 RA1425	2	12
(23 / 200°)	½"x½" QR BRASS PENDENTS RELIABLE F1FR56 RA1414	18	5
(17 / 165°)	½"x½" QR WHITE CONCEALED PENDENTS RELIABLE 'G4A' RS418	—	17
(3 / 155°)	½"x½" QR WHITE REC. HORIZ SIDEWALLS RELIABLE F1FR56 RA1435	2	1
(5 / 155°)	½"x½" QR WHITE VERTICAL SIDEWALLS RELIABLE F1FR56 RA1485	1	4
(8 / 155°)	½"x½" QR WHITE PENDENTS RELIABLE F1FR56 RA1414	—	8
70	TOTAL SPRINKLERS, DRWG #1	23	47

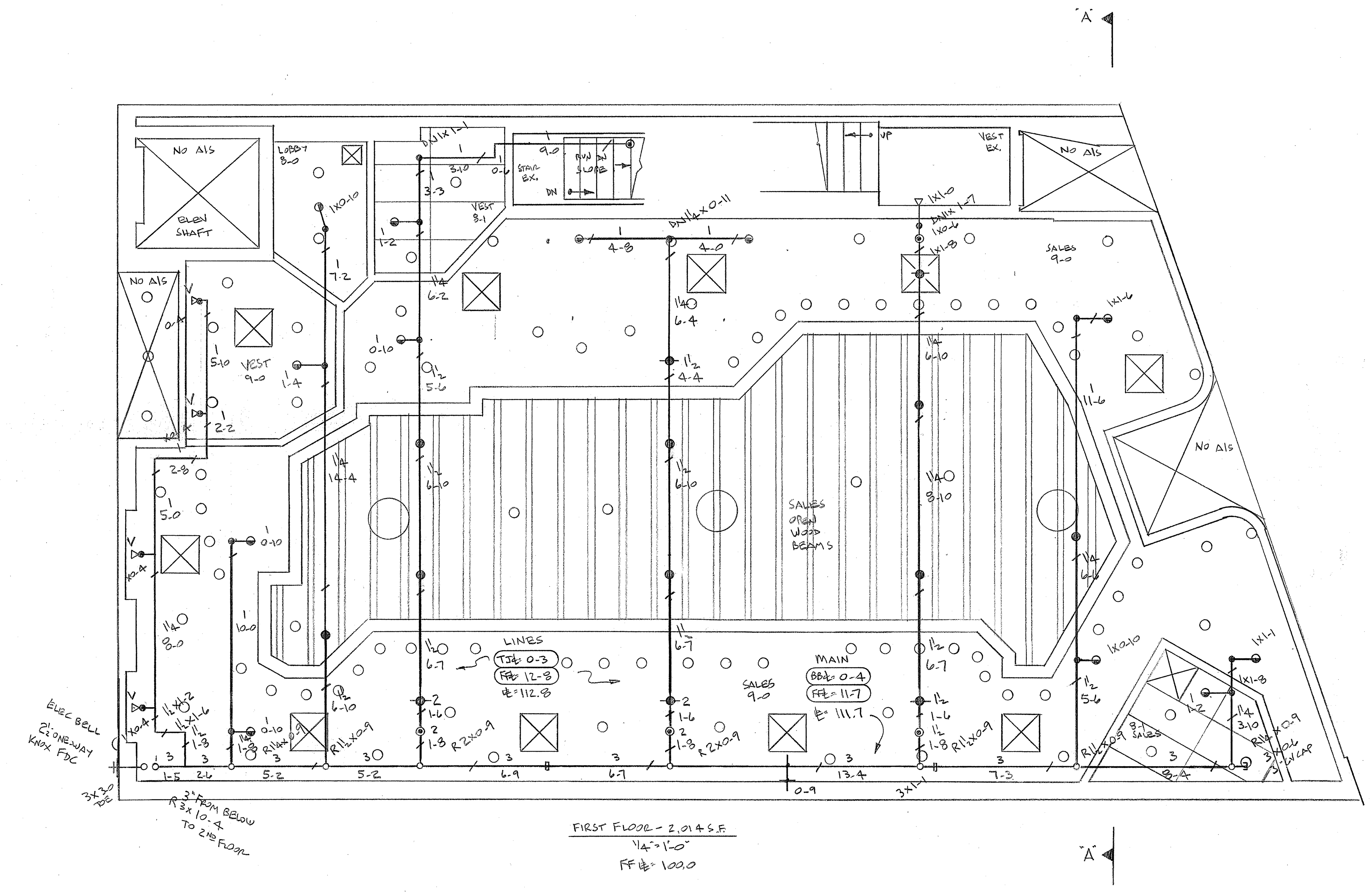

FIRST FLOOR – 2,014 S.F.
¼"=1'-0"
FF℄ 100.0

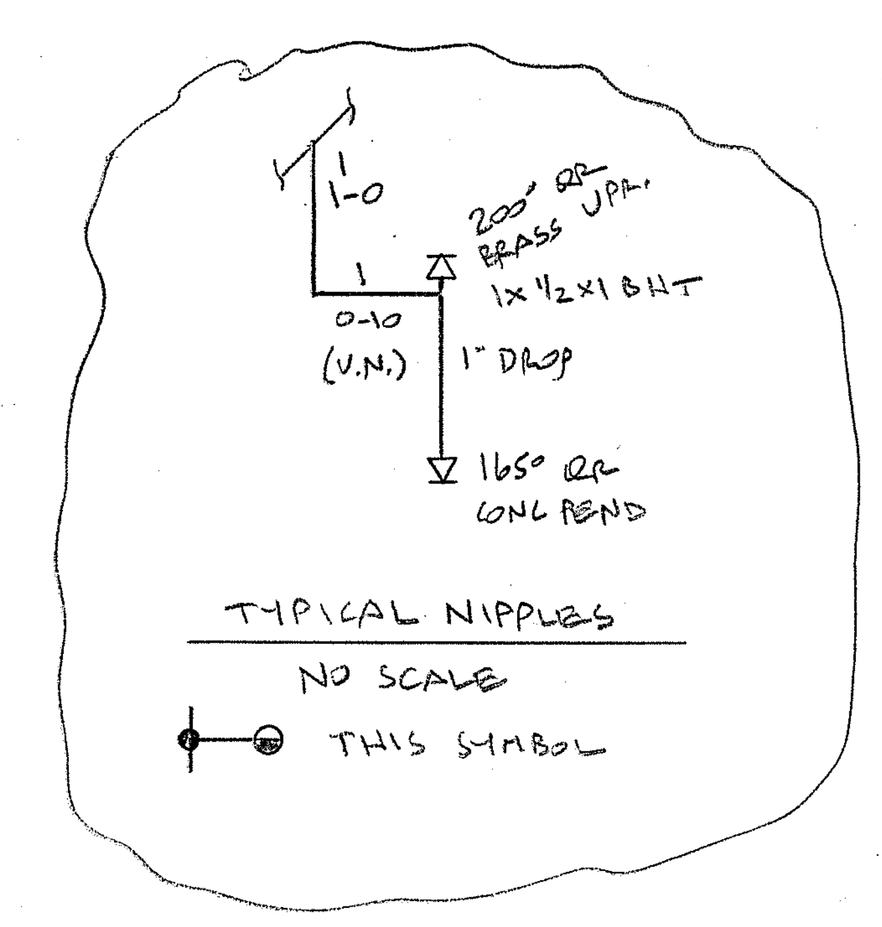

TYPICAL NIPPLES
NO SCALE
THIS SYMBOL

LEGEND

- BRASS UPRIGHT SPRINKLER ON TOP OF A WHITE CONCEALED PENDENT SPRINKLER
- WHITE PENDENT SPRINKLER ON DROP
- 200° BRASS PENDENT SPRINKLER ON DROP
- 200° BRASS PENDENT SPRINKLER
- 200° BRASS UPRIGHT SPRINKLER
- 200° BRASS UPRIGHT SPRINKLER ON SPRIG
- WHITE RECESSED HORIZONTAL SIDEWALL SPRINKLER
- WHITE VERTICAL SIDEWALL SPRINKLER
- WHITE CONCEALED PENDENT SPRINKLER ON DROP
- GROOVED OR SCREWED COUPLING

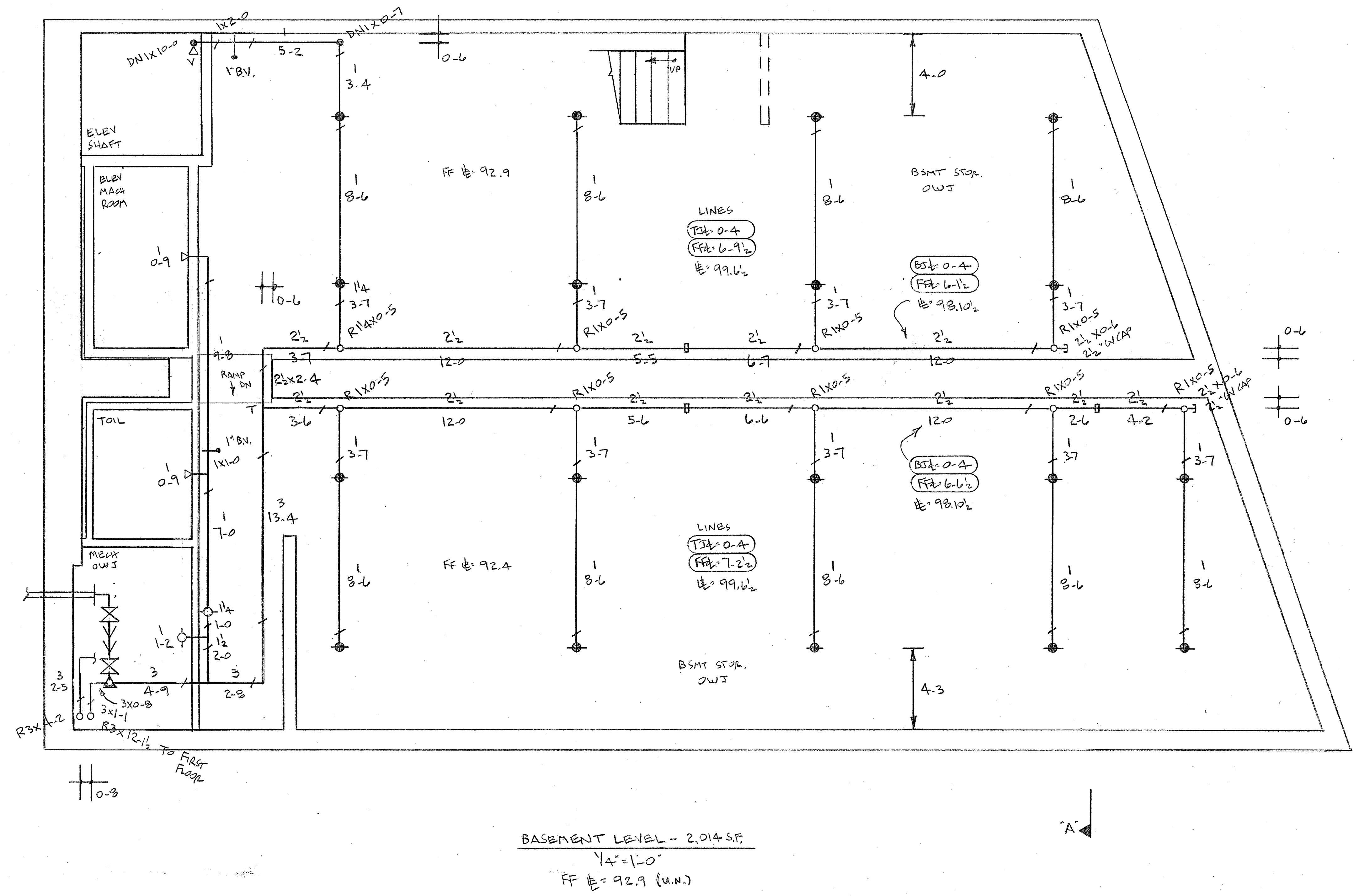

BASEMENT LEVEL – 2,014 S.F.
¼"=1'-0"
FF ℄: 92.9 (U.N.)

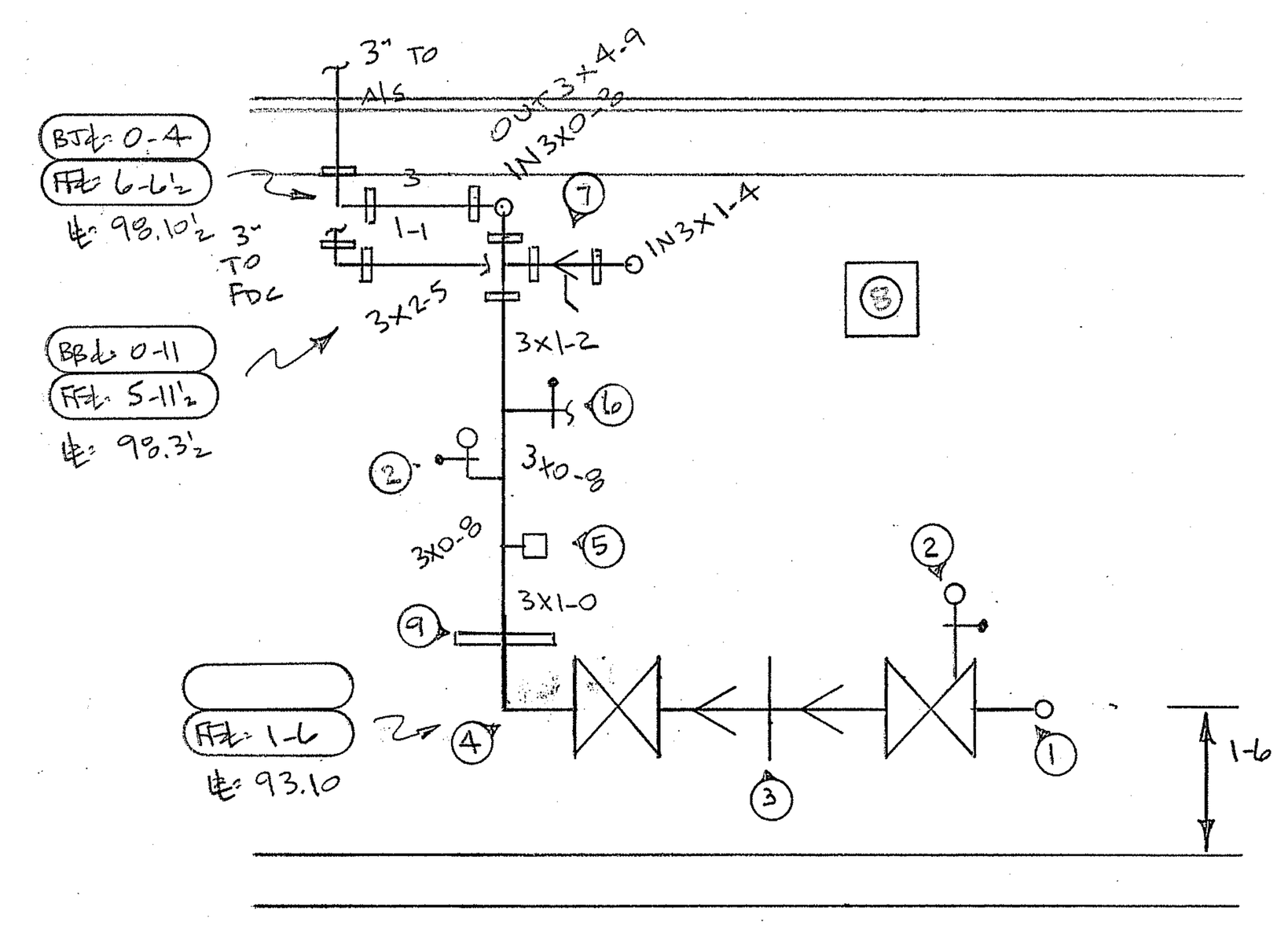

WET RISER DETAIL
½"=1'-0"

1. 6" FLG ELL
2. ½"x¼ RED BUSHING TO ¼x0-2 NIP W/¼" 3-WAY BALL VALVE W/¼" WATER PRESSURE GAUGE (2-REQ'D)
3. 6" FLG DOUBLE-CHECK BACKFLOW PREVENTOR W/2-6" FLG OS&Y GATE VALVES W/TAMPER SWITCHES – AMES 2000 SS
4. 6x3 FLG REDUCING ELL
5. 3" FLOW SWITCH
6. FROM 1¼x0-6 NIP, 1¼" TEST & DRAIN VALVE, AGF 1000. 1¼" PIPED TO OUTSIDE
7. 3" GROOVED SWING CHECK VALVE W/½" BALL-DRIP ASSEMBLY
8. 12 HEAD SPRINKLER CABINET W/ SPRINKLER WRENCH
9. 3" VIC FLANGE

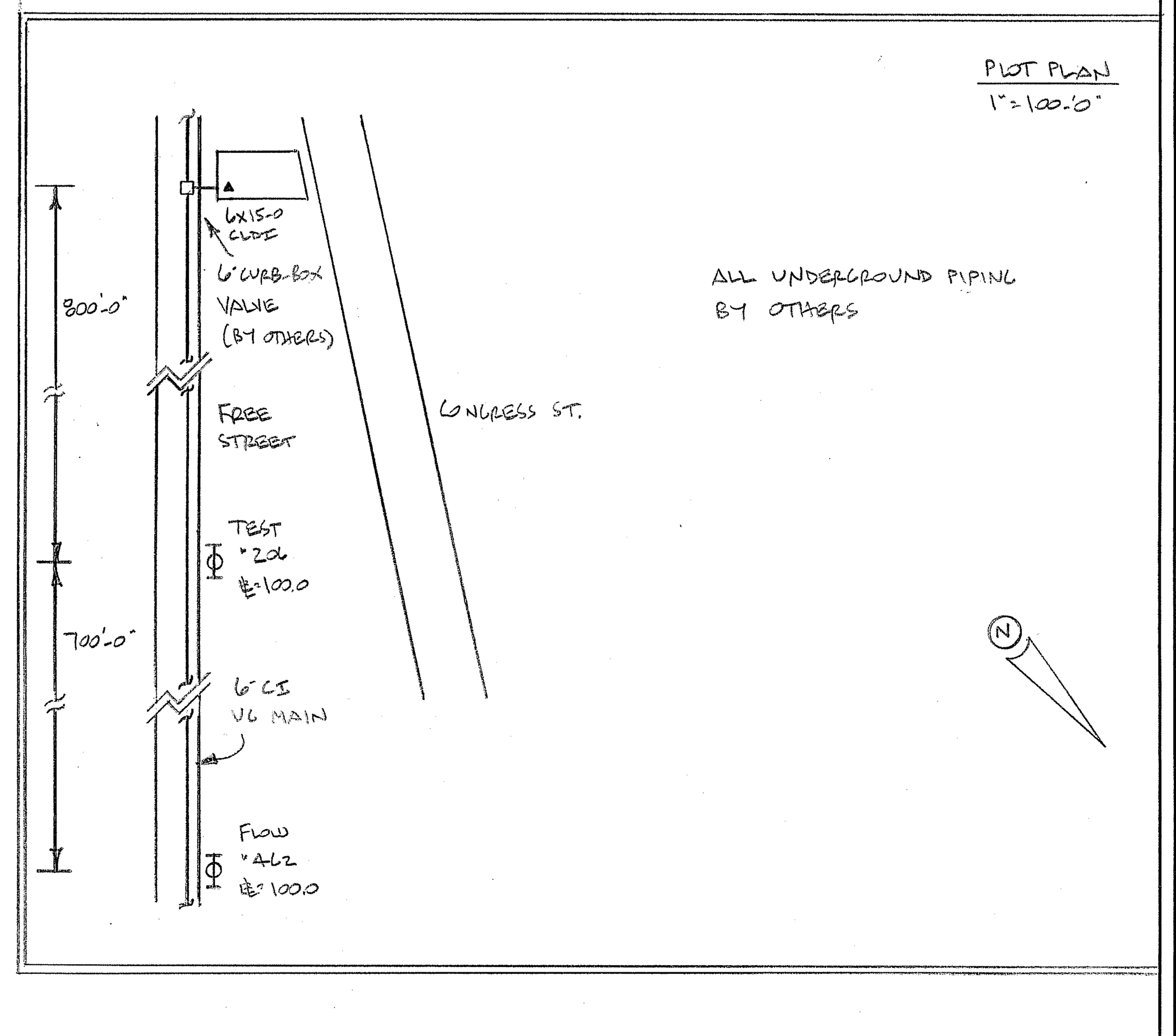

PLOT PLAN
1"=100'-0"

ALL UNDERGROUND PIPING BY OTHERS

HYDRAULIC DESIGN CRITERIA

Density ___
Remote Area ___
K Factor ___ Head Size ___
Hose Allowance ___
Water Supply 5/7/2010
Static 64 PSI
Residual 62 PSI
Water Flowing 992 GPM
Size of Supply 6" CI

1. Type of Hazard LIGHT / OH2 2. Deflector Distance 1" TO 6"
3. Pipe Type Used BLACK 40 / TW 4. Sprinkler Area 10,070 SF
5. Type of Construction COMBUSTIBLE – WOOD BEAMS & JOISTS
6. Maximum Spacing Allowed 200 SF / 130 SF
7. PIPE SIZING METHOD; PIPE SCHEDULE ☒ HYDRAULICALLY CALCULATED ☐
8. ALL HANGERS AND LOCATIONS TO BE IN ACCORDANCE WITH N F P A PAMPHLET NO. 13
9. HIGH DEGREE TEMPERATURE SPRINKLER HEADS TO BE INSTALLED IN ACCORDANCE WITH N F P A PAMPHLET NO. 13

CIRCLE HANGER TYPE TO BE USED

HANGERS

Symbol	Description
/	3/8" SAMMY SUPERSCREW
	WOOD GST 30
	3/8" ALL THREAD ROD
	PIPE RING

ABBREVIATIONS

B	Bottom of Beam
D	Bottom of Deck
P	Bottom of Pipe
HV	Hose Valve
N & C	Nipple and Cap
NIC	Not in Contract
NTS	Not to Scale
OBJ	Open Bar Joists
PRV	Pressure Red Valve
RM	Roof Manifold
SP	Standpipe
TOB	Top of Beam
TOP	Top of Pipe
TOS	Top of Steel
UON	Unless Otherwise Noted
℄	Centerline
NAS	No Automatic Sprinklers
OTA	Open To Above

CONTRACT RESPONSIBILITIES

ITEM	FPC	OTHERS
STREET CONN		/
UGD MAIN		/
EXCAVATION		/
FLUSHING		/
WIRING		/
PAINTING		/
TAMPER SWITCHES	/	
FLOW SWITCHES	/	
CUT & PATCHING		/

SPRINKLER HEAD LEGEND

SYMBOL	MAKE	MODEL	FINISH	TYPE	TEMP.	N.P.T.	ORIFICE	K-FACTOR (S/N #)	TOTAL
-○- -◎-	RELIABLE	F1FR56	BRASS	QR SSU	200°	½"	½"	5.6 / RA1425	65
-○-	RELIABLE	F1FR56	BRASS	QR SSP	200°	½"	½"	5.6 / RA1414	21
-●-	RELIABLE	F1FR56	WHITE	QR SSP	155°	½"	½"	5.6 / RA1414	8
-●-	RELIABLE	F1FR56	BRASS	QR SSP	200°	½"	½"	5.6 / RA1414	23
-◎-	RELIABLE	'G4A'	WHITE	QR CONCEALED	165°	½"	½"	5.6 / RS418	57
▽V	RELIABLE	F1FR56	WHITE	QR VERT SW	155°	½"	½"	5.6 / RA1485	12
▽	RELIABLE	F1FR56	WHITE	QR REC HSW	155°	½"	½"	5.6 / RA1435	4
								TOTALS	190

SUBMITTALS

SENT TO	DATE SENT		DATE RECEIVED
ISO		☐	
FM		☐	
LM		☐	
IRI		☐	
LA		☐	
STATE FIRE		☒	
LOCAL FIRE		☒	
LOCAL WATER		☐	
GEN CONTR, OWNER		☒	

LICENSE # 093
R.M.S. #278
PERMIT #

SPRINKLER SYSTEMS INC.
P.O. BOX 1285
LEWISTON MAINE
04240

SPRINGER'S JEWELERS
580 CONGRESS STREET
PORTLAND, MAINE 04101

CONTRACT WITH OWNER

SYSTEM TYPE		NO.	DATE	REVISIONS DESCRIPTION
WET	☒			
DRY	☐			
DELUGE	☐			
PREACTION	☐			
ME. LIFE	☐			
	☐			

SCALE ¼" = 1'-0"
DRAWN BY SEG
CHECKED BY SEG
DATE 6-4-12
TOTAL SPKRS ON JOB 190
SHEET # 1 OF 2
JOB # 12016

N122253