

N:\Starbucks\Starbucks Northeast\ME\STRM0127_7433_Hay Building_ME\05_Implementation\Revit\7433_Hay Building_ME_OTP.rvt 12/17/2013 5:42:58 PM



©2011 STARBUCKS COFFEE COMPANY

STARBUCKS COFFEE COMPANY
 2401 UTAH AVENUE SOUTH
 SEATTLE, WASHINGTON 98134
 (206) 318-1575

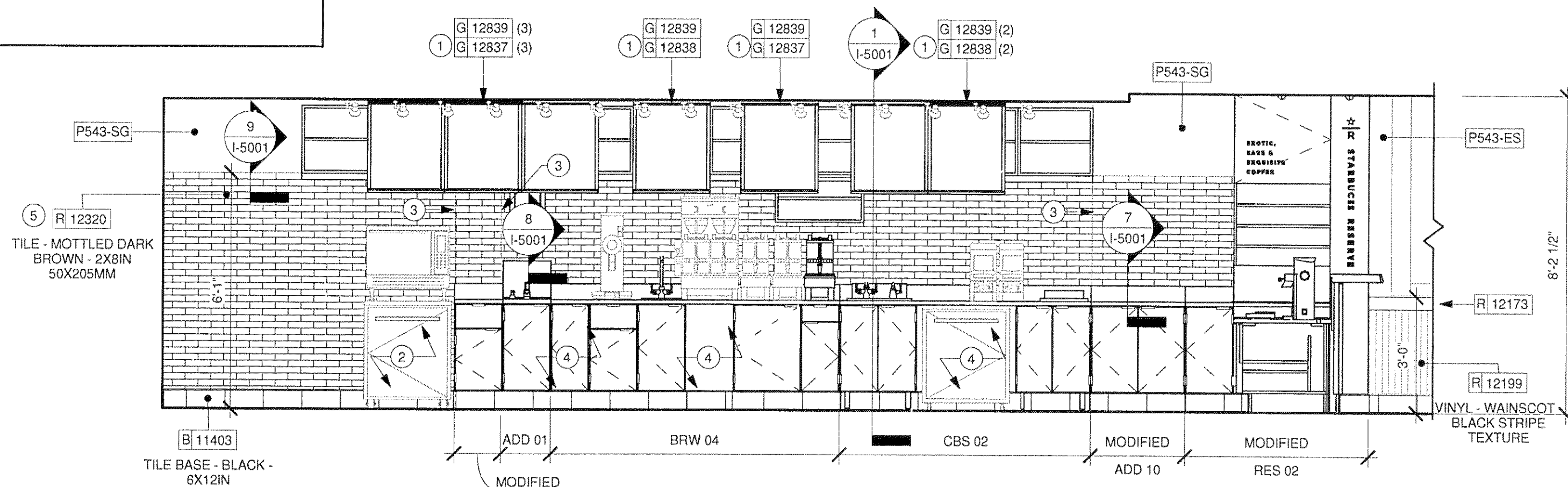
THESE DRAWINGS AND SPECIFICATIONS ARE CONFIDENTIAL AND SHALL REMAIN THE SOLE PROPERTY OF STARBUCKS CORPORATION, WHICH IS THE OWNER OF THE COPYRIGHT IN THIS WORK. THEY SHALL NOT BE REPRODUCED (IN WHOLE OR IN PART), SHARED WITH THIRD PARTIES OR USED IN ANY MANNER ON OTHER PROJECTS OR EXTENSIONS TO THIS PROJECT WITHOUT THE PRIOR WRITTEN CONSENT OF STARBUCKS CORPORATION.

INTERIOR ELEVATION NOTES

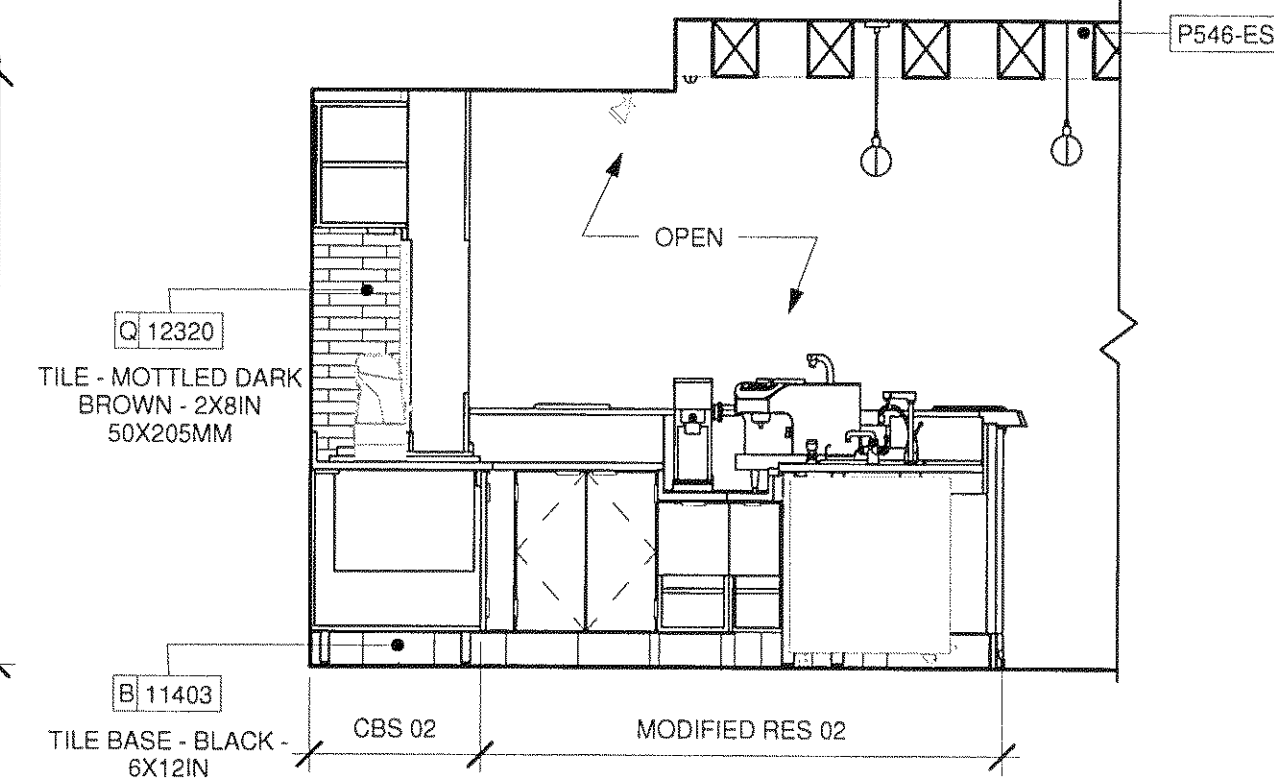
- A. REFER TO MANUFACTURERS' INSTRUCTIONS SHIPPED WITH ARTWORK FOR INSTALLATION INSTRUCTIONS AND SPACING.
- B. INSTALL WALL CABINETS BEFORE BACKBAR WALL TILE. RUN BACKBAR WALL TILE TO UNDERSIDE OF WALL CABINETS, NOT BEHIND CABINETS.
- C. PAINT SUBSTITUTIONS ARE NOT ALLOWED. USE STARBUCKS' NATIONAL ACCOUNT "COLOR CODE" WHEN ORDERING PAINTS.
- D. PAINT FINISHES SHALL BE APPLIED AS FOLLOWS, UNLESS OTHERWISE NOTED:
 - ALL WOOD AND METAL SURFACES SHALL BE PAINTED SEMIGLOSS, OR EQUAL.
 - ALL ACCENT AND TRIM PAINT TO BE SEMIGLOSS, OR EQUAL.
 - ALL WALL AND CEILING PAINTS TO BE EGGSHELL, OR EQUAL.
- E. FOR PAINT AND WALL TREATMENT SCHEDULES, REFER TO THE WALL FINISH PLAN. FOR GRAPHICS SCHEDULE, REFER TO THE FURNITURE, FIXTURES, AND EQUIPMENT PLAN.

SHEET NOTES

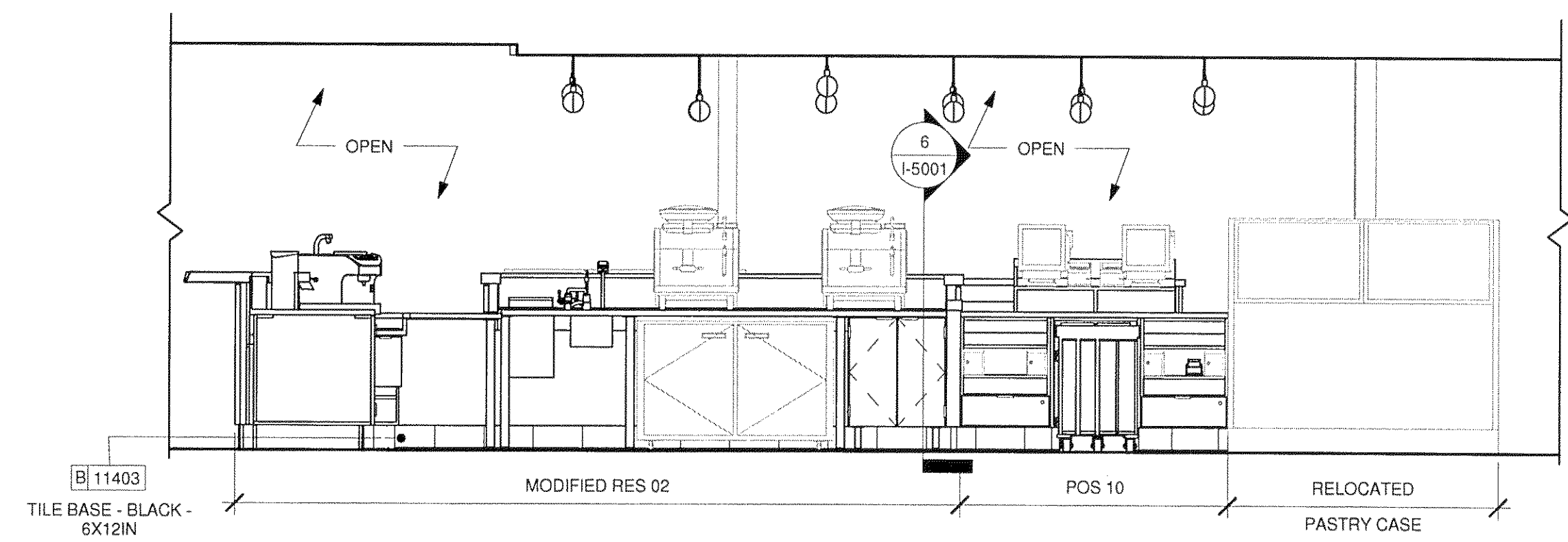
1. ATTACH MENU HINGE TO TOP OF CABINET TO ALLOW ACCESS TO CABINET SHELVES BEHIND, TYPICAL.
2. BACKBAR WALL TILE RUNS BEHIND WARMING STATION.
3. CONTINUE WALL TILE TO INSIDE CORNER
4. FRP PANEL BEHIND CASEWORK FROM FLOOR TILE TO 1" BELOW TOP OF BACKSPLASH.
5. INSTALL TILE AT 1/2 OFFSET.



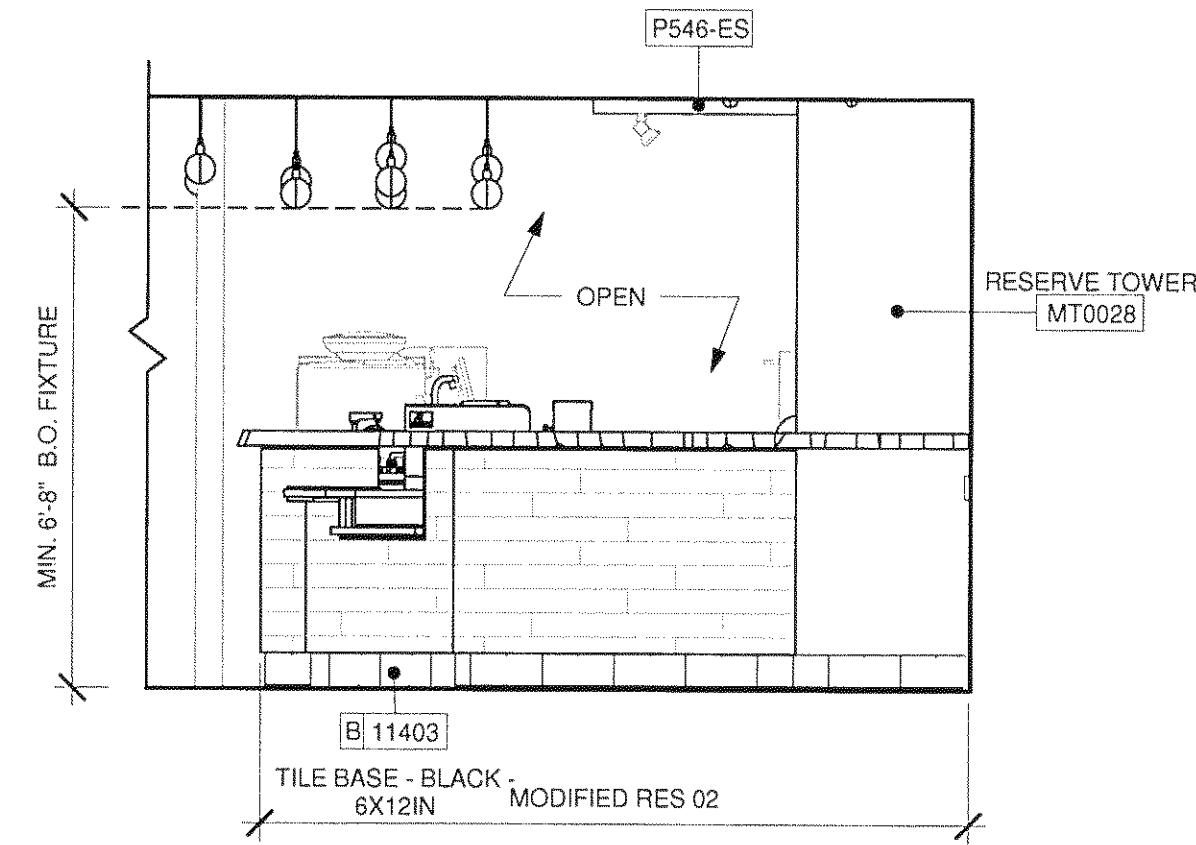
1 ELEVATION @ BACKBAR
 Scale: 3/8" = 1'-0"



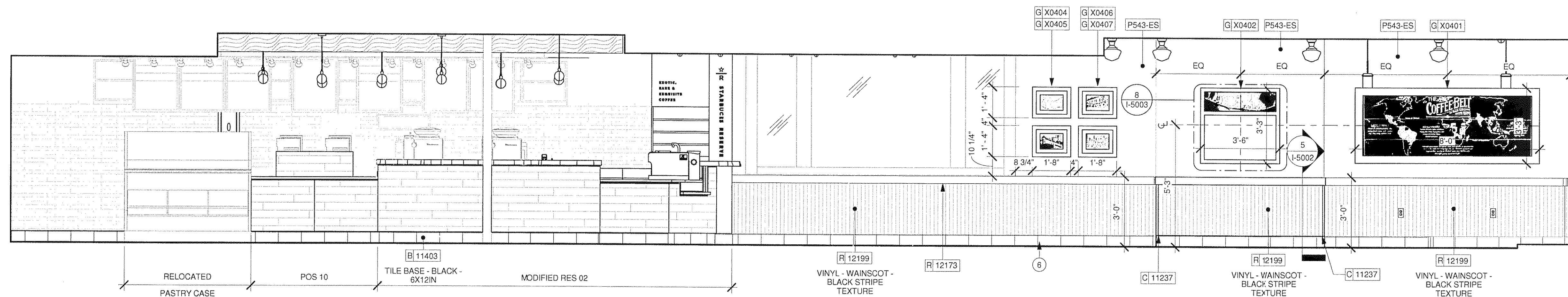
2 ELEVATION @ SIDE BAR
 Scale: 3/8" = 1'-0"



3 ELEVATION @ FRONT BAR (PARTNER SIDE)
 Scale: 3/8" = 1'-0"




4 ELEVATION @ SIT-HERE
 Scale: 3/8" = 1'-0"



5 ELEVATION @ FRONTBAR (CUSTOMER SIDE)
 Scale: 3/8" = 1'-0"

FULL REMODEL

| Revision Schedule | | | |
|-------------------|------|----|-------------|
| Rev | Date | By | Description |
| | | | |
| | | | |
| | | | |
| | | | |



PROJECT NAME: HAY BUILDING
PROJECT ADDRESS: 594 CONGRESS STREET
 PORTLAND, ME 04101
COUNTY: CUMBERLAND

STORE #: 7433
PROJECT #: 04704-026
CONCEPT: NCS
PALETTE: REGIONAL MODERN
ISSUE DATE: 12-16-2013
DESIGN MANAGER: ETA KLUGER
LEED® AP: N/A
PRODUCTION DESIGNER: J.NEAL
CHECKED BY: T. REISING

SHEET TITLE:
INTERIOR ELEVATIONS

SCALE: As indicated

SHEET NUMBER:
 I-2101