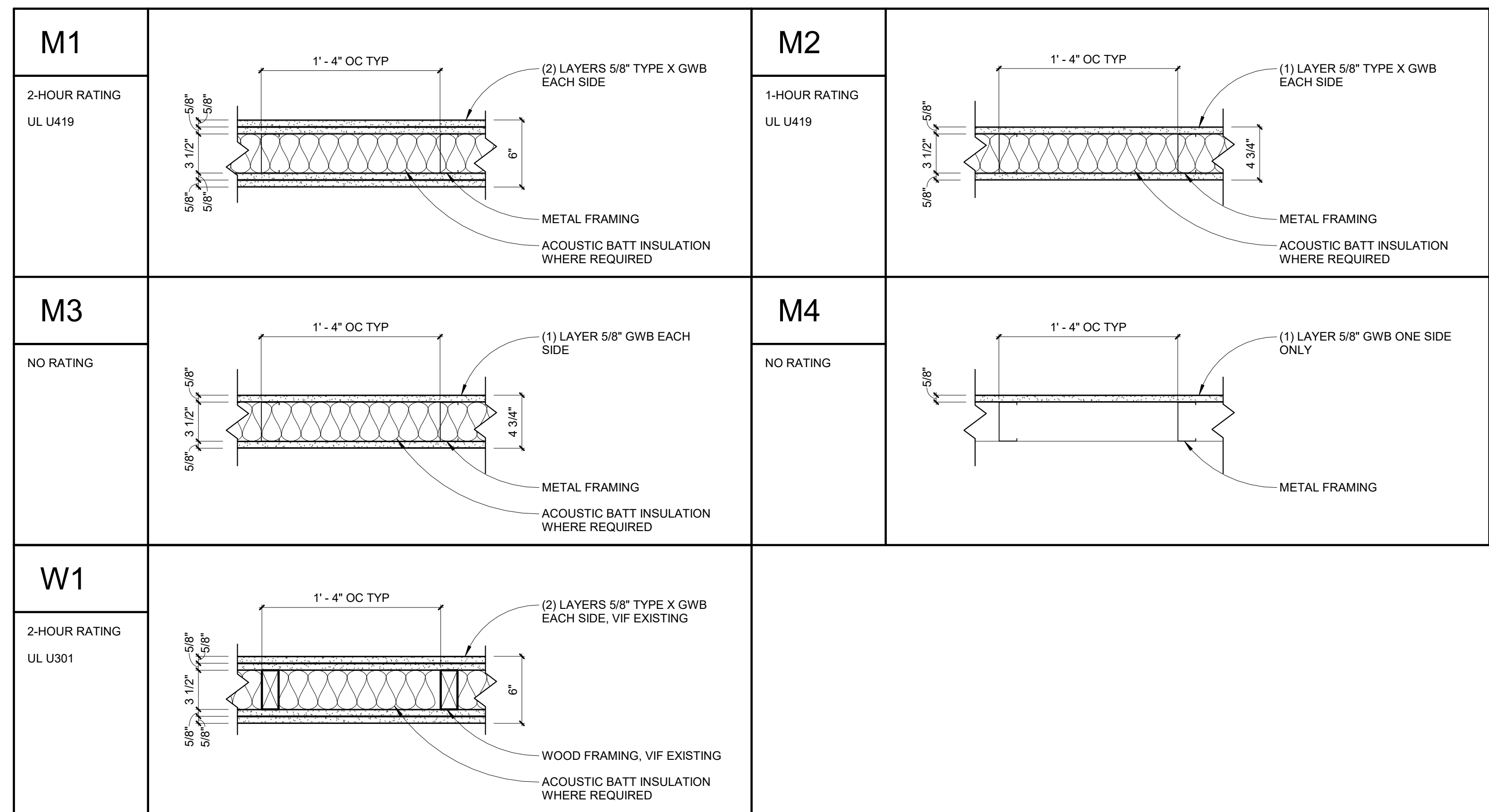
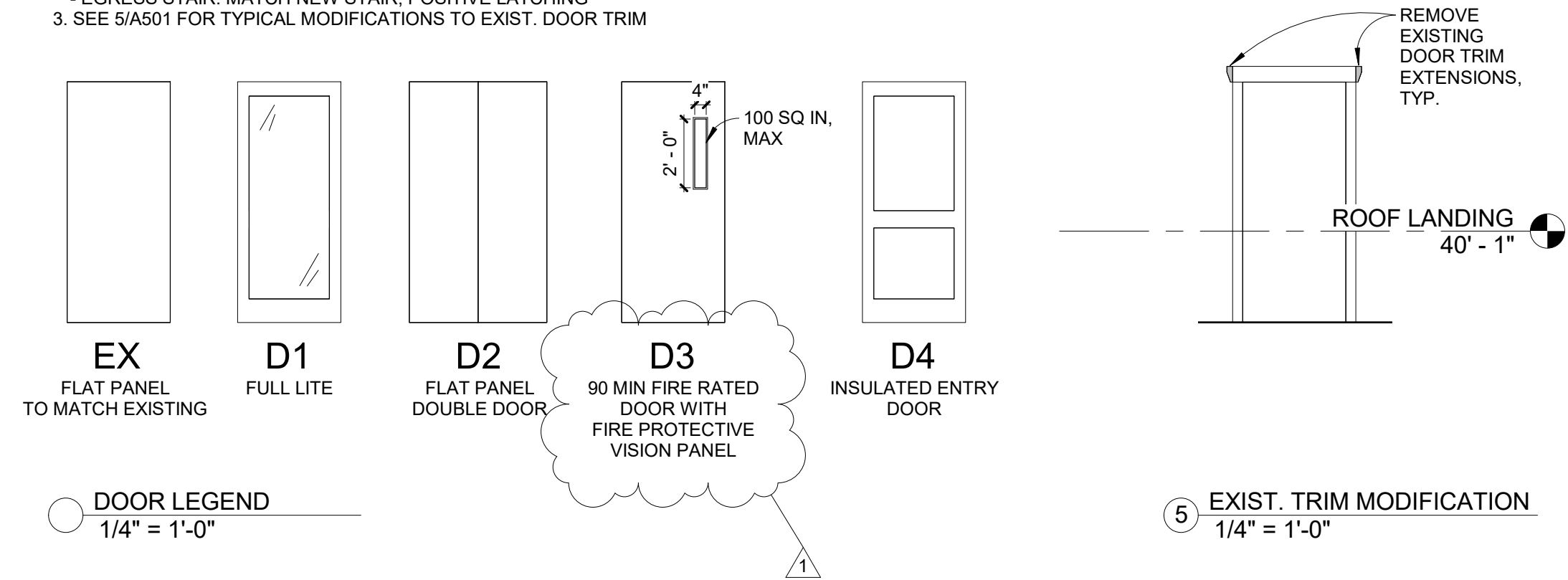


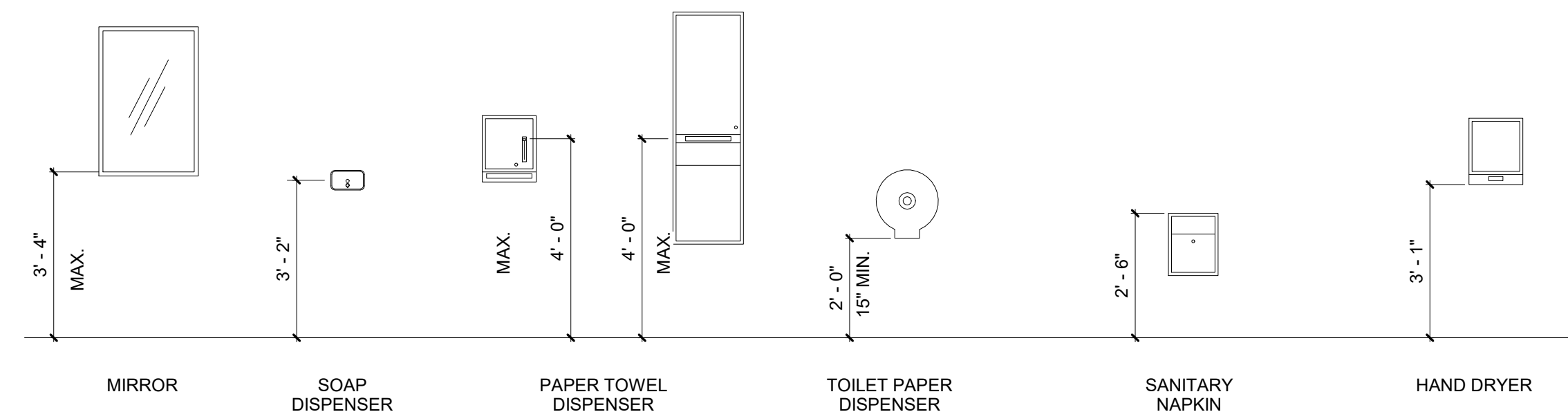
DOOR SCHEDULE						
Mark	Type	Width	Height	Operation	Hardware	Comments
111A	D4	3' - 0"	7' - 0"		ENTRY / EGRESS	
111B	EX	3' - 0"	7' - 0"	SWING	ENTRY / EGRESS	60 MIN RATED
300	EX	3' - 0"	7' - 0"	SWING	PRIVACY	
405A	EX	3' - 0"	7' - 0"	SWING	PRIVACY	EXISTING DOOR IN NEW LOCATION
406A	D1	3' - 0"	7' - 0"	SWING	PASSAGE	NEW FULL LITE GLASS DOOR
412A	D2	4' - 0"	7' - 0"	SWING	DUMMY	
413A	EX	3' - 0"	7' - 0"	SWING	PRIVACY	EXISTING DOOR IN NEW LOCATION
415A	EX	3' - 0"	7' - 0"	SWING	PRIVACY	EXISTING DOOR IN NEW LOCATION
416A	EX	3' - 0"	7' - 0"	SWING	PRIVACY	EXISTING DOOR IN NEW LOCATION
417A	EX	3' - 0"	7' - 0"	SWING	PRIVACY	EXISTING DOOR IN NEW LOCATION
EX-1	EX	3' - 0"	7' - 0"	SWING	PRIVACY	EXISTING DOOR IN NEW LOCATION
EX-2	EX	3' - 0"	7' - 0"	SWING	PASSAGE	EXISTING DOOR IN NEW LOCATION
EX-5	D2	3' - 0"	7' - 0"	SWING	DUMMY	
OH1	OH	11' - 0"	8' - 11 1/2"	OVERHEAD	ELECTRIC OPERATOR	
ST2-1	D3	3' - 0"	7' - 0"	SWING	EGRESS	90 MIN RATED
ST2-2	D3	3' - 0"	7' - 0"	SWING	EGRESS	90 MIN RATED
ST2-3	D3	3' - 0"	7' - 0"	SWING	EGRESS	90 MIN RATED
ST2-4	D3	3' - 0"	7' - 0"	SWING	EGRESS	90 MIN RATED

GENERAL DOOR NOTES

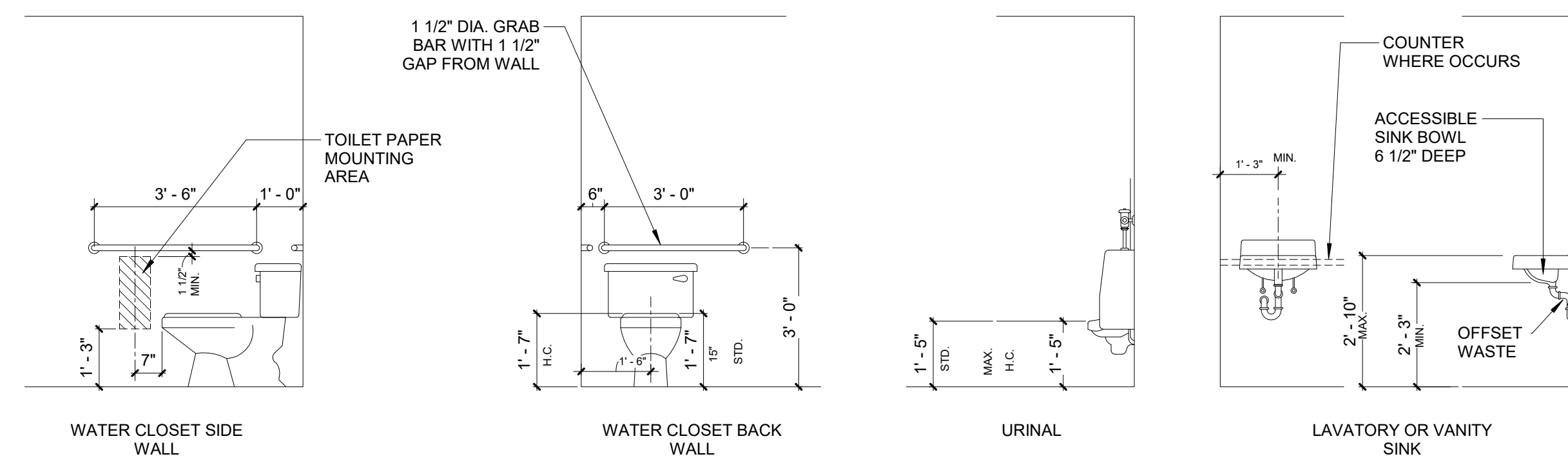
- ALL GLASS TO BE TEMPERED AND/OR RATED AS REQ'D BY CODE
- AT EXISTING DOORS TO REMAIN (TYPE EX), NEW HARDWARE AS FOLLOWS:
 - ALL OFFICE SPACES: PRIVACY
 - ELECTRICAL: STORAGE
 - EGRESS STAIR: MATCH NEW STAIR, POSITIVE LATCHING
- SEE 5/A501 FOR TYPICAL MODIFICATIONS TO EXIST. DOOR TRIM




FINISH SCHEDULE								
Room #	Name	Floor	Base	Wall Finish				Ceiling
				North	East	South	West	
111	LOBBY	CT	CT	EXIST GWB, PTD / GREEN WALL	NEW PTD WD PANEL	EXIST GWB, PTD	EXIST GWB, PTD	GWB, PTD
401	LOBBY	WD	EXIST./MATCH EXIST./METAL	GWB, PTD	GWB, PTD	EXIST GWB, PTD	GWB, PTD/METAL PANELS	GWB, PTD
402	ELECTRICAL ROOM	EXIST.	EXIST	EXIST	EXIST	EXIST	EXIST	ACT
403	OFFICE 3	CPT	EXIST	EXIST GWB, PTD	EXIST GWB, PTD	EXIST GWB, PTD	EXIST GWB, PTD	ACT
404	OFFICE 2	CPT	EXIST	EXIST GWB, PTD	EXIST GWB, PTD	EXIST GWB, PTD	EXIST GWB, PTD	ACT
405	OFFICE 1	CPT	EXIST./MATCH EXIST	EXIST GWB, PTD	EXIST GWB, PTD	NEW/EXIST GWB, PTD	NEW/EXIST GWB, PTD	ACT
406	CONFERENCE ROOM	WD	EXIST./MATCH EXIST	NEW/EXIST GWB, PTD	NEW/EXIST GWB, PTD	NEW/EXIST GWB, PTD	GWB, PTD/METAL PANELS	GWB, PTD
407	OFFICE 11	CPT	EXIST	EXIST GWB, PTD	EXIST GWB, PTD	EXIST GWB, PTD	EXIST GWB, PTD	ACT
408	OFFICE 10	CPT	EXIST	EXIST GWB, PTD	EXIST GWB, PTD	EXIST GWB, PTD	EXIST GWB, PTD	ACT
409	OFFICE 9	CPT	EXIST	EXIST GWB, PTD	EXIST GWB, PTD	EXIST GWB, PTD	EXIST GWB, PTD	ACT
410	OFFICE 8	CPT	EXIST	EXIST GWB, PTD	EXIST GWB, PTD	EXIST GWB, PTD	EXIST GWB, PTD	ACT
411	OFFICE 7	CPT	EXIST	EXIST GWB, PTD	EXIST GWB, PTD	EXIST GWB, PTD	EXIST GWB, PTD	ACT
412	KITCHEN	MCT	EXIST./MATCH EXIST	EXIST GWB, PTD	GWB, PTD	NEW/EXIST GWB, PTD	EXIST GWB, PTD	ACT
413	UNISEX TOILET	MCT	EXIST./MATCH EXIST	EXIST GWB, PTD	GWB, PTD	NEW/EXIST GWB, PTD	GWB, PTD	ACT
414	OPEN OFFICE	CPT	EXIST./MATCH EXIST	EXIST GWB, PTD	EXIST GWB, PTD	GWB, PTD	NEW/EXIST GWB, PTD	ACT
415	OFFICE 6	CPT	EXIST./MATCH EXIST	GWB, PTD	GWB, PTD	EXIST GWB, PTD	GWB, PTD	ACT
416	OFFICE 5	CPT	EXIST./MATCH EXIST	GWB, PTD	GWB, PTD	EXIST GWB, PTD	GWB, PTD	ACT
417	OFFICE 4	CPT	EXIST./MATCH EXIST	GWB, PTD	NEW/EXIST GWB, PTD	EXIST GWB, PTD	GWB, PTD	ACT
EL1	EXISTING ELEVATOR	EXIST	- - -	EXIST	EXIST	EXIST	EXIST	ACT
EX	UNISEX ADA TOILET	MCT	EXIST./MATCH EXIST	EXIST GWB, PTD	EXIST GWB, PTD	NEW/EXIST GWB, PTD	EXIST GWB, PTD	ACT
ST1	EXISTING STAIR	EXIST	EXIST	EXIST	EXIST	EXIST	EXIST	ACT
ST2	NEW STAIR	RUBBER	RUBBER	NEW/EXIST GWB, PTD	GWB, PTD	EXIST BRICK, REFINISHED AS REQ'D	GWB, PTD	ACT



TYPICAL TOILET ACCESSORIES MOUNTING HEIGHTS



TYPICAL PLUMBING FIXTURES AND ACCESSORIES MOUNTING HEIGHTS



24 PREBLE STREET
LOBBY, STAIR AND 4TH FLOOR
PORTLAND, MAINE 04101

BRI BURN
architecture for life
29 Maple St. Suite 202 Portland, ME 04101
207-774-6642

CONSULTANTS:

REVISIONS:

No.	Name	Date
1	Rev 1	1/10/17

ISSUED: 11/16/16

PROJECT No: 1606

DRAWN BY: LLLB

CHECKED BY: CMB

SHEET TITLE:

SCHEDULES

A501