ELECTRICAL/LIGHTING SYMBOL LEGEND

	DUPLEX OUTLET		SURFACE MOUNTED LIGHT FIXTURE
GFI	DUPLEX OUTLET - GFI		RECESSED LIGHT FIXTURE
USB	COMBINATION RECEPTACLE AND DUAL USB CHARGER		WALL MOUNTED LIGHT FIXTURE
EXT	DUPLEX OUTLET FOR EXTERIOR INSTALLATION		EXHAUST FAN/LIGHT
D	240V DRYER OUTLET		GARAGE DOOR OPENER
R	240V RANGE OUTLET		4' SURFACE MOUNTED FLUORESCENT LIGHT FIXTURE
240	240V OUTLET		UNDER-CABINET LIGHT FIXTURE
	2-GANG OUTLET		PENDANT LIGHT FIXTURE
S	SINGLE SWITCH		WALL MOUNTED STRIP LIGHT
S 3	3 OR 4-WAY SWITCH		CEILING FAN/LIGHT
X	STRUCTURED WIRING OUTLET: 2X CAT6, 1X COAX, 1X FIBER OPTIC		CENTRAL VACUUM INTLET
	FLOOR MOUNTED DUPLEX OUTLET	DMS	WALL MOUNTED DUCTLESS MINI SPLIT UNIT
		HTB	ELECTRIC HEATED TOWEL BAR/RADIATOR
			2X2 LED TROFFER LIGHT FOR ACT INSTALLATION

GENERAL RCP NOTES

1. REMOVE XSITING ACT TILE TO INSTALL SPRINKLER SYTEM THROUGHOUT 4TH FLOOR, SALVAGE EXISTING TILE GRID TO EXTENT POSSIBLE, NEW CEILING TILE THROUGHOUT, TYP.
2. MAINTAIN EXISTING CLG HEIGHT AT ALL ACT AREAS, 10'-0" +/-, VIF.
3. AT NEW GWB CEILINGS EXTEND HEIGHT OF BORDERING WALLS AS NEEDED FOR HIGHER CEILING. TYP.
4. MECHANICAL DIFFUSERS NOT SHOWN. GC COORDINATE WITH DESIGN - BUILD MECHANICAL CONTRACTOR
5. SPRINKLER SYSTEM NOT SHOWN. GC COORDINATE WITH SPRINKLER MANUFACTURE FOR NFPA 13 COMPLIANT SPRINKLER SYSTEM

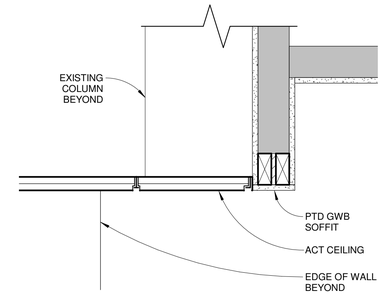

2 CEILING TRANSITION DETAIL
1 1/2" = 1'-0"

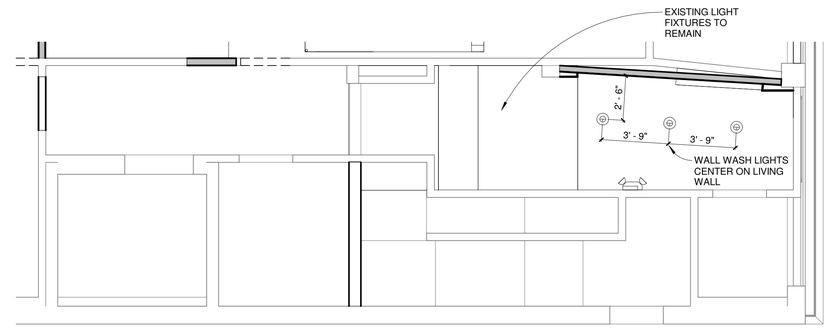

3 ENTRY LOBBY - RCP
1/4" = 1'-0"

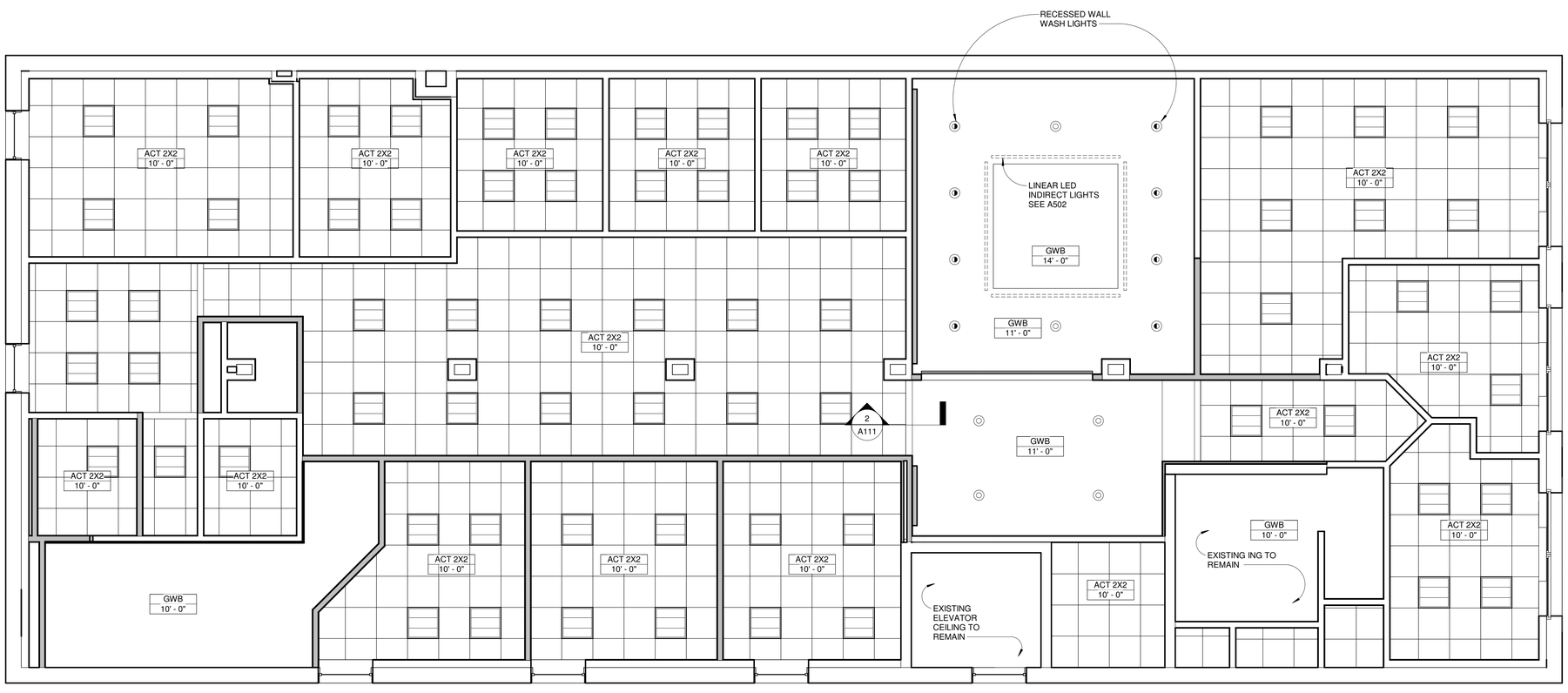

1 LEVEL 4 - RCP
1/4" = 1'-0"

LICENSED ARCHITECT CHRISTOPHE R M. BRILEY No. 2788 STATE OF MAINE

24 PREBLE STREET

24 PREBLE STREET
PORTLAND, MAINE 04101

BR BURN architecture for life
28 Maple St. Suite 202 Portland, ME 04101
207-774-9402

CONSULTANTS:

REVISIONS:

No.	Name	Date

ISSUED: 09-14-16
PROJECT No: 1606
DRAWN BY: LLB/CMB
CHECKED BY: CMB
SHEET TITLE: ELECTRICAL/ LIGHTING PLANS

A111