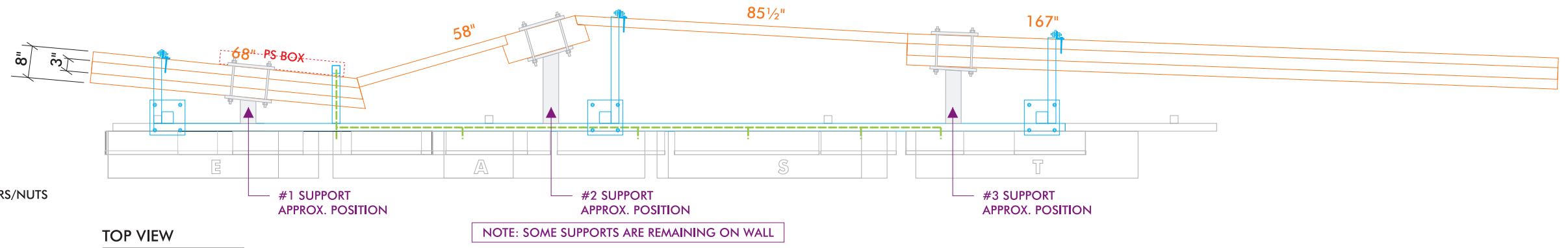
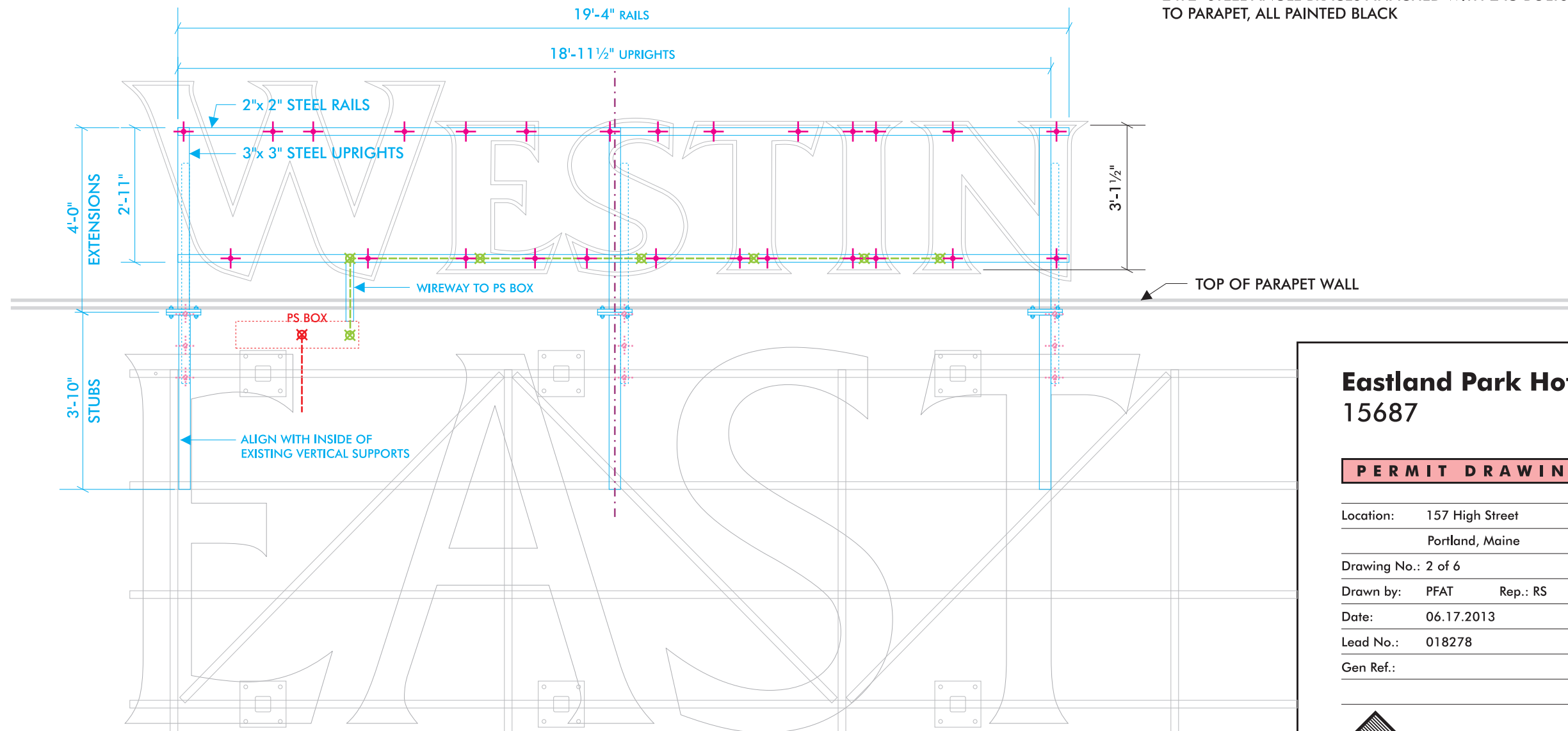
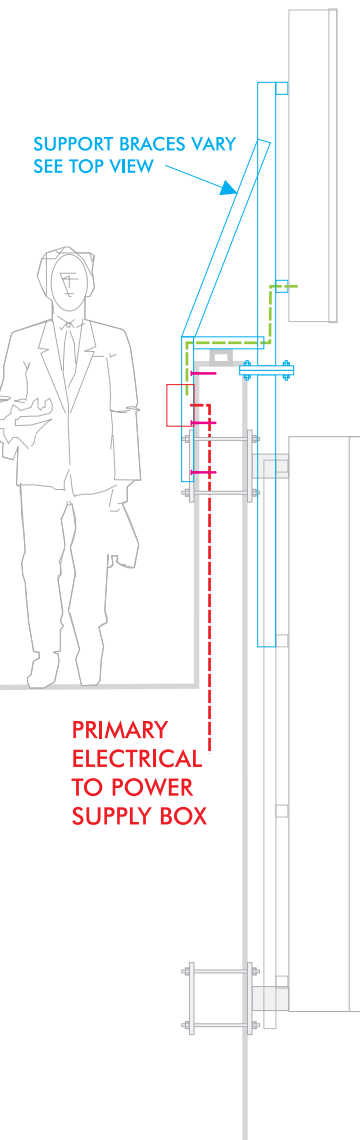


PLATE DETAIL  
SCALE: 1 1/2" = 1'-0"



(2) FABRICATED 2"x 2" STEEL SQ. TUBE FRAME SUPPORT RAILS, (BOTTOM RAIL ACTS AS WIREWAY),  
(3) 3"x 3" STEEL SQ. TUBE VERTICAL UPRIGHT STUBS WITH WELDED PLATE, WELD TO EXISTING FRAME, SAME FAB. FOR UPRIGHT EXTENSIONS TO LETTER RAILS  
2"x 2" STEEL ANGLE BRACES ATTACHED WITH LAG BOLTS BACK TO PARAPET, ALL PAINTED BLACK



EXISTING LETTERS SHOWN IN GRAY  
LETTER DIMENSIONS ARE GOOD  
(NOT EXACT SHAPES),  
EXISTING FRAME SHOWN IN GRAY

FRAME DETAILS  
SCALE: 3/8" = 1'-0"

**Eastland Park Hotel  
15687**

**PERMIT DRAWING**

Location: 157 High Street

Portland, Maine

Drawing No.: 2 of 6

Drawn by: PFAT Rep.: RS

Date: 06.17.2013

Lead No.: 018278

Gen Ref.:



Neokraft Signs Inc. <http://www.neokraft.com>  
686 Main Street T:207.782.9654 F:782.0009  
Lewiston, Maine 04240 1.800.339.2258

© COPYRIGHT 2013, BY NEOKRAFT SIGNS, INC.