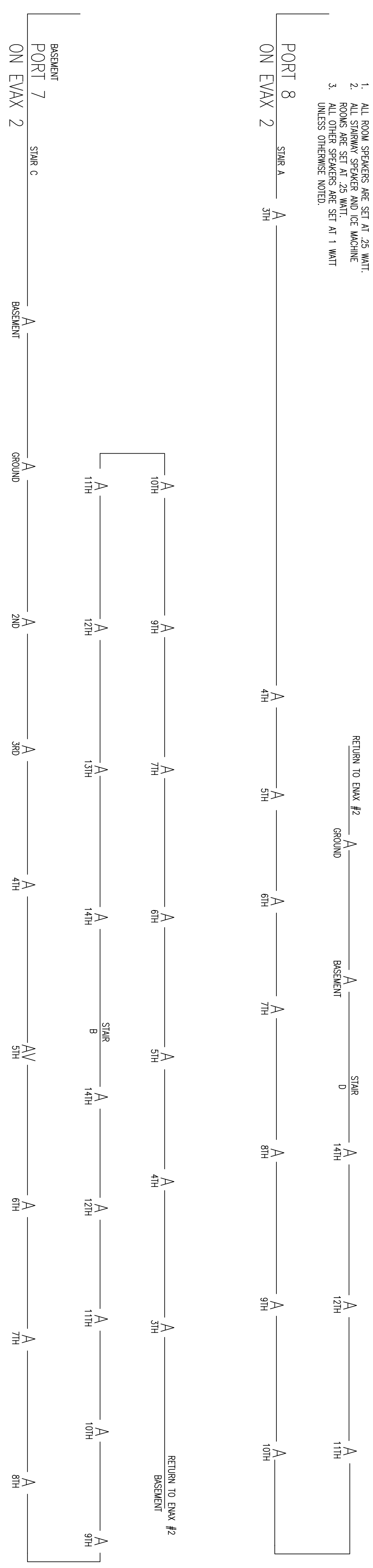
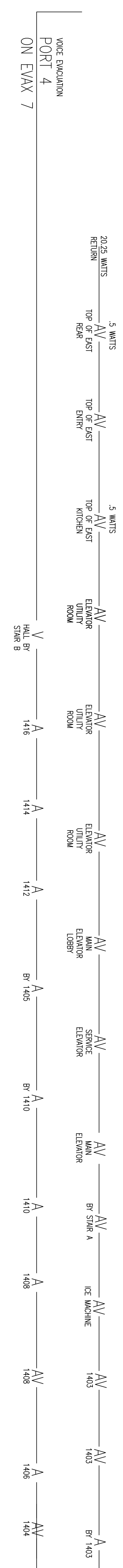


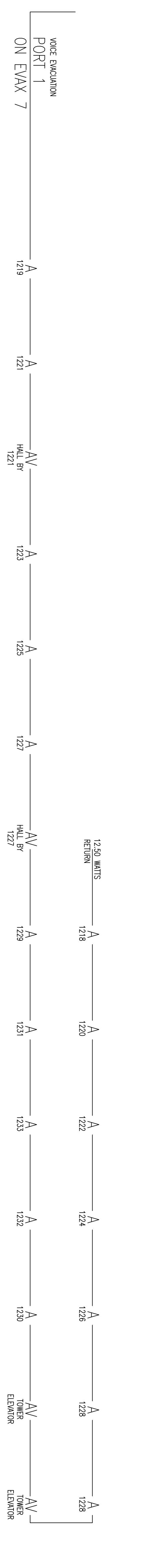
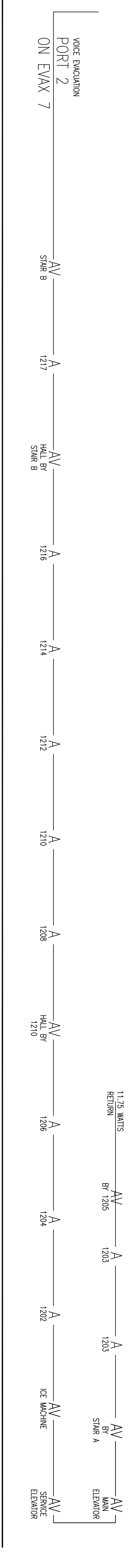
1. ALL ROOM SPEAKERS ARE SET AT .25 WATT.
2. ALL STAIRWAY SPEAKER AND ICE MACHINE ROOMS ARE SET AT .25 WATT.
3. ALL OTHER SPEAKERS ARE SET AT 1 WATT UNLESS OTHERWISE NOTED.



- NOTE
1. ALL ROOM SPEAKERS ARE SET AT .5 WATT.
 2. ALL STAIRWAY SPEAKER AND ICE MACHINE ROOMS ARE SET AT .25 WATT.
 3. ALL OTHER SPEAKERS ARE SET AT 1 WATT UNLESS OTHERWISE NOTED.



1. ALL ROOM SPEAKERS ARE SET AT .5 WATT.
2. ALL STAIRWAY SPEAKER AND ICE MACHINE ROOMS ARE SET AT .25 WATT.
3. ALL OTHER SPEAKERS ARE SET AT 1 WATT UNLESS OTHERWISE NOTED.



Eastland Hotel

Portland, ME

PROJECT:

RISERS

DRAWING:

REVISIONS

CONSULTANT:



Phone: (207) 775-5755
 Fax: (207) 781-2064
 325 US ROUTE ONE
 FALMOUTH, ME 04105

DATE: 10/02/12
 SCALE: NTS
 DRAWN BY: RJH
 APPROVED BY: -
 SHEET: 8