

# DISPLAY THIS CARD ON PRINCIPAL FRONTAGE OF WORK CITY OF PORTLAND

BUILDING DEPARTMENT

## PERMIT

Permit Number: 030691

Please Read Application And Notes, If Any, Attached

This is to certify that Congress Square Associates/ Applicant  
has permission to Installation of Vent Kit and Range Hood on-Commercial  
AT 26 Forest Ave. 037 E003001

provided that the person or persons, firm or corporation accepting this permit shall comply with all of the provisions of the Statutes of Maine and of the ordinances of the City of Portland regulating the construction, maintenance and use of buildings and structures, and of the application on file in this department.

Apply to Public Works for street line and grade if nature of work requires such information.

Notification of inspection must be given and written permission procured before this building or part thereof is altered or closed-in. HEAVY NOTICE IS REQUIRED.

A certificate of occupancy must be procured by owner before this building or part thereof is occupied.

### OTHER REQUIRED APPROVALS

Fire Dept. [Signature]  
Health Dept. \_\_\_\_\_  
Appeal Board \_\_\_\_\_  
Other \_\_\_\_\_  
Department Name

[Signature] 3/23/04  
Director - Building & Inspection Services

**PENALTY FOR REMOVING THIS CARD**

**City of Portland, Maine - Building or Use Permit Application**

389 Congress Street, 04101 Tel: (207) 874-8703, Fax: (207) 874-8716

Permit No: 03-0691	Issue Date: MAR 25 2003	CBL: 087 E003001
-----------------------	----------------------------	---------------------

Location of Construction: 26 Forest Ave.	Owner Name: Congress Square Associates	Owner Address: 10 Congress Square Plz	Phone:
Business Name:	Contractor Name: Applicant	Contractor Address: Portland	Phone: 2077756666
Lessee/Buyer's Name	Phone:	Permit Type: Additions - Commercial	Zone: B3c

Past Use: New World Market/Mixed Use Commercial	Proposed Use: New World Market/Mixed Use Commercial with Range Hood and Vent	Permit Fee: \$30.00	Cost of Work: \$895.00	CEO District: 2
Proposed Project Description: Installation of Vent Kit and Range Hood/Non-Commercial		FIRE DEPT: <input checked="" type="checkbox"/> Approved <input type="checkbox"/> Denied	INSPECTION: Use Group: B Type: JB 3/23/03 Signature: [Signature]	
		Signature: [Signature]	Signature: [Signature]	
		PEDESTRIAN ACTIVITIES DISTRICT (P.A.D.)		
		Action: <input type="checkbox"/> Approved <input type="checkbox"/> Approved w/Conditions <input type="checkbox"/> Denied		
		Signature: _____ Date: _____		

Permit Taken By: gad	Date Applied For: 06/16/2003	<b>Zoning Approval</b>		
<p>1. This permit application does not preclude the Applicant(s) from meeting applicable State and Federal Rules.</p> <p>2. Building permits do not include plumbing, septic or electrical work.</p> <p>3. Building permits are void if work is not started within six (6) months of the date of issuance. False information may invalidate a building permit and stop all work..</p>		<b>Special Zone or Reviews</b> <input type="checkbox"/> Shoreland <input type="checkbox"/> Wetland <input type="checkbox"/> Flood Zone <input type="checkbox"/> Subdivision <input type="checkbox"/> Site Plan Maj <input type="checkbox"/> Minor <input type="checkbox"/> MM <input type="checkbox"/> Date: 6/27/03	<b>Zoning Appeal</b> <input type="checkbox"/> Variance <input type="checkbox"/> Miscellaneous <input type="checkbox"/> Conditional Use <input type="checkbox"/> Interpretation <input type="checkbox"/> Approved <input type="checkbox"/> Denied Date:	<b>Historic Preservation</b> <input type="checkbox"/> Not in District or Landmark <input type="checkbox"/> Does Not Require Review <input type="checkbox"/> Requires Review <input type="checkbox"/> Approved <input type="checkbox"/> Approved w/Conditions <input type="checkbox"/> Denied Date:

**CERTIFICATION**

I hereby certify that I am the owner of record of the named property, or that the proposed work is authorized by the owner of record and that I have been authorized by the owner to make this application as his authorized agent and I agree to conform to all applicable laws of this jurisdiction. In addition, if a permit for work described in the application is issued, I certify that the code official's authorized representative shall have the authority to enter all areas covered by such permit at any reasonable hour to enforce the provision of the code(s) applicable to such permit.

SIGNATURE OF APPLICANT	ADDRESS	DATE	PHONE
RESPONSIBLE PERSON IN CHARGE OF WORK, TITLE		DATE	PHONE

**City of Portland, Maine - Building or Use Permit**

389 Congress Street, 04101 Tel: (207) 874-8703, Fax: (207) 874-8716

<b>Permit No:</b> 03-0691	<b>Date Applied For:</b> 06/16/2003	<b>CBL:</b> 037 E003001
------------------------------	--	----------------------------

<b>Location of Construction:</b> 26 Forest Ave.	<b>Owner Name:</b> Congress Square Associates	<b>Owner Address:</b> 10 Congress Square Plz	<b>Phone:</b>
<b>Business Name:</b>	<b>Contractor Name:</b> Applicant	<b>Contractor Address:</b> Portland	<b>Phone</b> (207) 775-6666
<b>Lessee/Buyer's Name</b>	<b>Phone:</b>	<b>Permit Type:</b> Additions - Commercial	

<b>Proposed Use:</b> New World Market/Mixed Use Commercial with Range Hood and Vent	<b>Proposed Project Description:</b> Installation of Vent Kit and Range Hood/Non-Commercial
--	--

<b>Dept:</b> Zoning	<b>Status:</b> Approved	<b>Reviewer:</b> Marge Schmuckal	<b>Approval Date:</b> 06/27/2003	<b>Note:</b>	<b>Ok to Issue:</b> <input checked="" type="checkbox"/>
<b>Dept:</b> Building	<b>Status:</b> Approved	<b>Reviewer:</b> Mike Nugent	<b>Approval Date:</b> 03/23/2004	<b>Note:</b>	<b>Ok to Issue:</b> <input checked="" type="checkbox"/>
<b>Dept:</b> Fire	<b>Status:</b> Approved with Conditions	<b>Reviewer:</b> Lt. MacDougal	<b>Approval Date:</b> 06/19/2003	<b>Note:</b> 1) the vent system shall be installed in accordance with NFPA 96 standards	<b>Ok to Issue:</b> <input checked="" type="checkbox"/>

**Comments:**  
7/7/2003-mjn: Proposal does not comply with the 1993 BOCA Mechanical Code, Plans are incomplete, no penetration or termination information, no fire supression etc. Advised contractor, applicant's line continually busy.  
3/18/2004-mjn: New Plans received this date recirculated for approval to Marge S. & Lt. Mac.

# All Purpose Building Permit Application

If you or the property owner owes real estate or personal property taxes or user charges on any property within the City, payment arrangements must be made before permits of any kind are accepted.

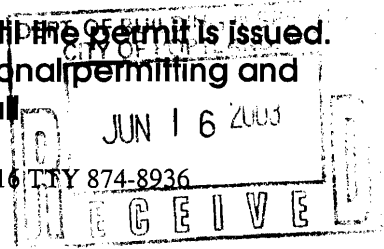
Location/Address of Construction: <u>26 FOREST AVE. NEW WORLD MARKET PLD. ME 04101</u>		
Total Square Footage of Proposed Structure <u>APPROXIMATELY 2,5 X 3 METERS</u>		Square Footage of Lot <u>1270</u>
Tax Assessor's Chart, Block & Lot Chart# <u>037</u> Block# <u>E</u> Lot# <u>003</u>	Owner: <u>ISMAIL ABDALLAH</u>	Telephone: <u>775-6666</u>
Lessee/Buyer's Name (If Applicable)	Applicant name, address & telephone: <u>ISMAIL ABDALLAH NEW WORLD MARKET</u>	Cost Of Work: \$ <u>895.00</u> Fee: \$ <u>30.00</u>
Current use: <u>MISC. EQUIPMENT 26 FOREST AVE. PORTLAND, ME 04101</u>		
If the location is currently vacant, what was prior use: <u>MISC. EQUIPMENT</u>		
Approximately how long has it been vacant: <u>1 1/2 YEAR</u>		
Proposed use: <u>SANDWICHES (RESTAURANT)</u>		
Project description: <u>change of use for a home occupation, to add; Addition of Commercial Hood + system / Range</u>		
Contractor's name, address & telephone:		
Who should we contact when the permit is ready: <u>ISMAIL ABDALLAH - TEL. 775-6666</u>		
Mailing address: <u>NEW WORLD MARKET, 26 FOREST AVE. PORTLAND, ME 04101</u>		
We will contact you by phone when the permit is ready. You must come in and pick up the permit and review the requirements before starting any work, with a Plan Reviewer. A stop work order will be issued and a \$100.00 fee if any work starts before the permit is picked up. <b>PHONE:</b>		

**IF THE REQUIRED INFORMATION IS NOT INCLUDED IN THE SUBMISSIONS THE PERMIT WILL BE AUTOMATICALLY DENIED AT THE DISCRETION OF THE BUILDING/PLANNING DEPARTMENT, WE MAY REQUIRE ADDITIONAL INFORMATION IN ORDER TO APPROVE THIS PERMIT.**

*I hereby certify that I am the Owner of record of the named property, or that the owner of record authorizes the proposed work and that I have been authorized by the owner to make this application as his/her authorized agent. I agree to conform to all applicable laws of this jurisdiction. In addition, if a permit for work described in this application is issued, I certify that the Code Official's authorized representative shall have the authority to enter all areas covered by this permit at any reasonable hour to enforce the provisions of the codes applicable to this permit.*

Signature of applicant: 	Date: <u>06/15/03</u>
---	-----------------------

**This is NOT a permit, you may not commence ANY work until the permit is issued. If you are in a Historic District you may be subject to additional permitting and fees with the Planning Department on the 4th floor of City Hall**



# BUILDING PERMIT INSPECTION PROCEDURES

Please call 874-8703 or 874-8693 to schedule your inspections as agreed upon

Permits expire in 6 months, if the project is not started or ceases for 6 months.

The Owner or their designee is required to notify the inspections office for the following inspections and provide adequate notice. Notice must be called in 48-72 hours in advance in order to schedule an inspection:

By initializing at each inspection time, you are agreeing that you understand the inspection procedure and additional fees from a "Stop Work Order" and "Stop Work Order Release" will be incurred if the procedure is not followed as stated below.

**Pre-construction Meeting:** Must be scheduled with your inspection team upon receipt of this permit. ~~Jay Reynolds, Development Review Coordinator at 874-8632~~ must also be contacted at this time, before any site work begins on any project other than single family additions or alterations.

**Footing/Building Location Inspection:** Prior to pouring concrete

**Re-Bar Schedule Inspection:** Prior to pouring concrete

**Foundation Inspection:** Prior to placing ANY backfill

**Framing/Rough Plumbing/Electrical:** Prior to any insulating or drywalling

**Final/~~Certificate of Occupancy~~:** Prior to any occupancy of the structure or use. NOTE: There is a ~~\$75.00~~ fee per inspection at this point.

Certificate of Occupancy is not required for certain projects. Your inspector can advise you if your project requires a Certificate of Occupancy. All projects DO require a final inspection

**If any of the inspections do not occur, the project cannot go on to the next phase, REGARDLESS OF THE NOTICE OR CIRCUMSTANCES.**

**CERIFICATE OF OCCUPANICES MUST BE ISSUED AND PAID FOR, BEFORE THE SPACE MAY BE OCCUPIED**

Signature of Applicant/Designee

Date

Signature of Inspections Official

Date

CBL: 037E003

Building Permit #:

030691

**Permit Nbr** 
**Location of Construction** 
**Appl. Date**

**Status** 
**Permit Type** 
**Issue Date**

**CBL** 
**Territory Nbr** 
**Estimated Cost** 
**Date Closed**

Comment Date	Comment	Add	Delet	Save
<input type="text" value="07/07/2003"/>	<input type="text" value="Proposal does not comply with the 1993 BOCA Mechanical Code, Plans are incomplete, no penetratio termination information, no fire supression etc. Advised contractor, applicant's line continually busy."/>			
	<b>Name</b> <input type="text" value="mjn"/>	<b>Follow Up Date</b> <input type="text"/>	<b>Completed</b> <input type="text"/>	

**CreatedBy** 
**CreateDate** 
**ModBy** 
**ModDate**

037 E003

# City of Portland, Maine

## Office of the City Clerk

License No. 1598

Issue Date 01/08/2003

**To all Whom These Presents May Concern:**

**This is to certify that the Municipal Officers have granted a license to  
ISMAIL E. ABDALLAH**

**Doing business as AFRICAN STORE  
at 26 FOREST AVE**

**for FSE W/PREP**

**and at that place only on the following conditions:**

**This license is granted subject to strict observance of all laws, ordinances and regulations enacted for the protection of the City of Portland so far as they may apply and is to continue in force until 01/31/2004 unless sooner revoked.**



*Juda C. Cohen* (BL)

City Clerk

**THIS LICENSE IS NOT TRANSFERABLE  
PLEASE POST IN A CONSPICUOUS PLACE**

**African Store  
26 Forest Avenue  
Portland, Maine**

**Fan and Ductwork Specifications  
for  
Food Service Equipment Renovations**

**Prepared by:**

**Whitney Engineering, P.A.  
10 Danforth Street  
Portland, Maine**

**March 19, 2004**



SECTION 15841 - EXHAUST FAN AND DUCTWORK

PART 1 - GENERAL

1.01 DESCRIPTION OF WORK

Extent of low pressure ductwork is indicated on drawings and by requirements of this section. Low pressure ductwork is defined as ductwork subjected to velocities of 2500 FPM or less, and operating pressure of 2" W.G. or less, positive or negative.

1.02 QUALITY COMPLIANCE

A. SMACNA Standards: All duct including prefabricated dual-wall duct shall comply with SMACNA "HVAC Duct Construction Standards Metal and Flexible"; 2nd Edition 1995.

B. ASHRAE Standards: Comply with ASHRAE Handbook 2000 HVAC Systems and Equipment, Chapter 16 "Duct Construction" for fabrication and installation of ductwork.

C. BOCA: Comply with the International Mechanical Code/1998.

D. NFPA Compliance: NFPA 90A "Standard for the Installation of Air Conditioning and Ventilating Systems", 1999 Edition.

E. Kitchen Range Hood Exhaust

NFPA 96 "Standard for Ventilation Control and Fire Protection of Commercial Cooking Operations", 2001 Edition.

F. Sheet Metal Work

1. Duct from Kitchen Range Hood to Up Blast exhaust fan on roof
2. Demolition of existing ducts
3. Electrical connections to Up Blast roof exhaust fan.
4. Installing kitchen range hood in place provided by Others
5. Roof patching
6. Sealing of duct sections and duct-wall to floors seams

G. Dimensions

1. Size of ducts marked on drawings will be adhered to as closely as possible. The right is reserved to vary duct sizes to accommodate structural conditions during progress of work without additional cost to Owner. Duct layout is schematic to indicate size and general arrangement only. All ducts shall be arranged to adjust to "field conditions". Sheet Metal Installer shall coordinate work with Electrical Contractor and other trades.

## H. Submittals –Kitchen Hood, Fan and Ducts

1. Product Data: Submit manufacturer's technical product data, including rated temperatures, clearances, fitting dimensions, materials, supports and materials.
2. Shop Drawings: Submit manufacturer's assembly-type shop drawings indicating dimensions, support loadings, required clearances, and methods of assembly of components.
3. Submit certified test documents for kitchen hood. NOTE: No hood by any manufacturer shall be acceptable without certified test documentation.

## PART 2 - PRODUCTS

## 2.01 KITCHEN RANGE HOOD, FAN AND DUCT

## A. Kitchen Range Hood and Duct

1. Kitchen Range Hood: Carroll Manufacturing Co. Model NDF-C-48 shall be provided and suspended in location by Food Service Equipment Contractor including hood light switch and Ansul R-102 fire suppression system. Hood shall have factory fabricated 3" clearance space on back and right side for clearance to combustible materials

Hood manufacturer shall provide 10" x 10" opening through 3" spacer and back of hood for exhaust duct connection per NFPA 96 (2001).

2. Grease Duct: Duct: Hood exhaust duct shall be constructed of not less than 16 gauge black iron. All seams, joints and penetrations shall have liquid and vapor tight continuous welds. Join duct to hood and exhaust fan per NFPA 96 (2001).

Grease duct shall include hood and fan transitions as well as all supports, guides, fittings, cleanouts, drains and clearance to combustibles in accordance with NFPA 96 (2001).

Provide gasketed cleanout access doors per NFPA 96 (2001).

3. Kitchen Range Hood Exhaust Fan: Fan shall be belt driven up blast type fan with spun aluminum dome, breather tubes, fan wheel and hub. Fan shall have built-in removable grease trough container with drain tube. Provide 24" high aluminum steel reinforced curb, hinged base kit, all stainless steel or cadmium plated fasteners and hardware, steel reinforced motor compartment with insulated Class B and pre-wired to external weatherproof junction box. Provide service disconnect switch. Exhaust fan shall be UL Listed for use with kitchen grease exhaust hood. Fan motor shall be 2-speed 1800/900 RPM. Fan shall be Cook VCR-XP or approved equal.

Note: Unlisted fan for kitchen hood is not acceptable.

4. Hood Fan Control: Provide and wire Kitchen Hood Exhaust Fan ON-OFF switch with red pilot light on wall adjacent to hood.
5. Grease Extractors: By Food Service Equipment Contractor.
6. Testing and Balancing: Food Service Equipment Contractor shall inspect, test and balance kitchen hood exhaust system after installation is complete.
7. Fire Suppression System: By Food Service Equipment Contractor.

PART 3 - EXECUTION

3.01 GENERAL

Assemble and install ductwork in accordance with recognized industry practices to achieve air and liquid tight system capable of performing kitchen hood exhaust service. Install each run with minimum of joints. Align ductwork accurately at connections within 1/8" misalignment tolerance and with internal surfaces smooth. Support ducts rigidly with suitable ties, braces, hangers and anchors of type which will hold ducts true-to-shape and to prevent buckling.

3.02 SEALING EXHAUST DUCT

Duct is welded liquid tight.

3.03 LOCATION OF DUCT

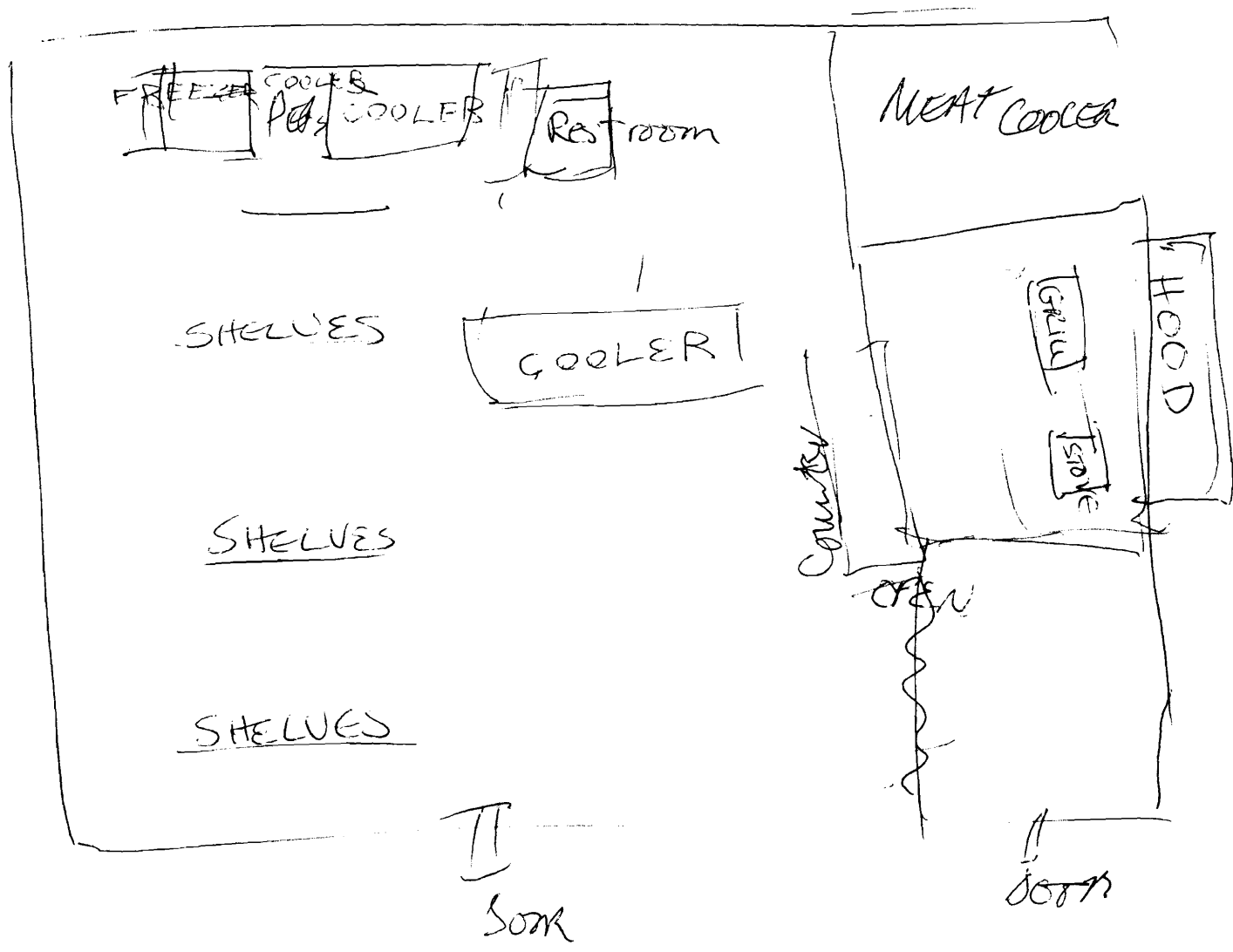
- A. Locate exhaust duct to avoid winds and building openings. Locate ductwork in shortest route which does not obstruct usable space or block access for servicing building or access to driveway. Hold duct close to wall. Coordinate layout with suspended ceiling, lighting layouts and similar finished work.
- B. Electrical Equipment Spaces: Do not run ductwork through electrical equipment spaces and enclosures.
- C. Support ductwork in manner complying with SMACNA "HVAC Duct Standards - 2nd Edition 1995" hangers and supports section.

3.04 CLEANING AND PROTECTION

- A. Clean ductwork internally of dust and debris. Clean external surfaces of foreign substances which might cause corrosive deterioration of metal or, where ductwork is to be painted, might interfere with painting or cause paint deterioration.
- B. Strip protective paper from stainless ductwork surfaces, and repair finish wherever it has been damaged.
- C. Temporary Closure: At ends of duct which are not connected to equipment or air

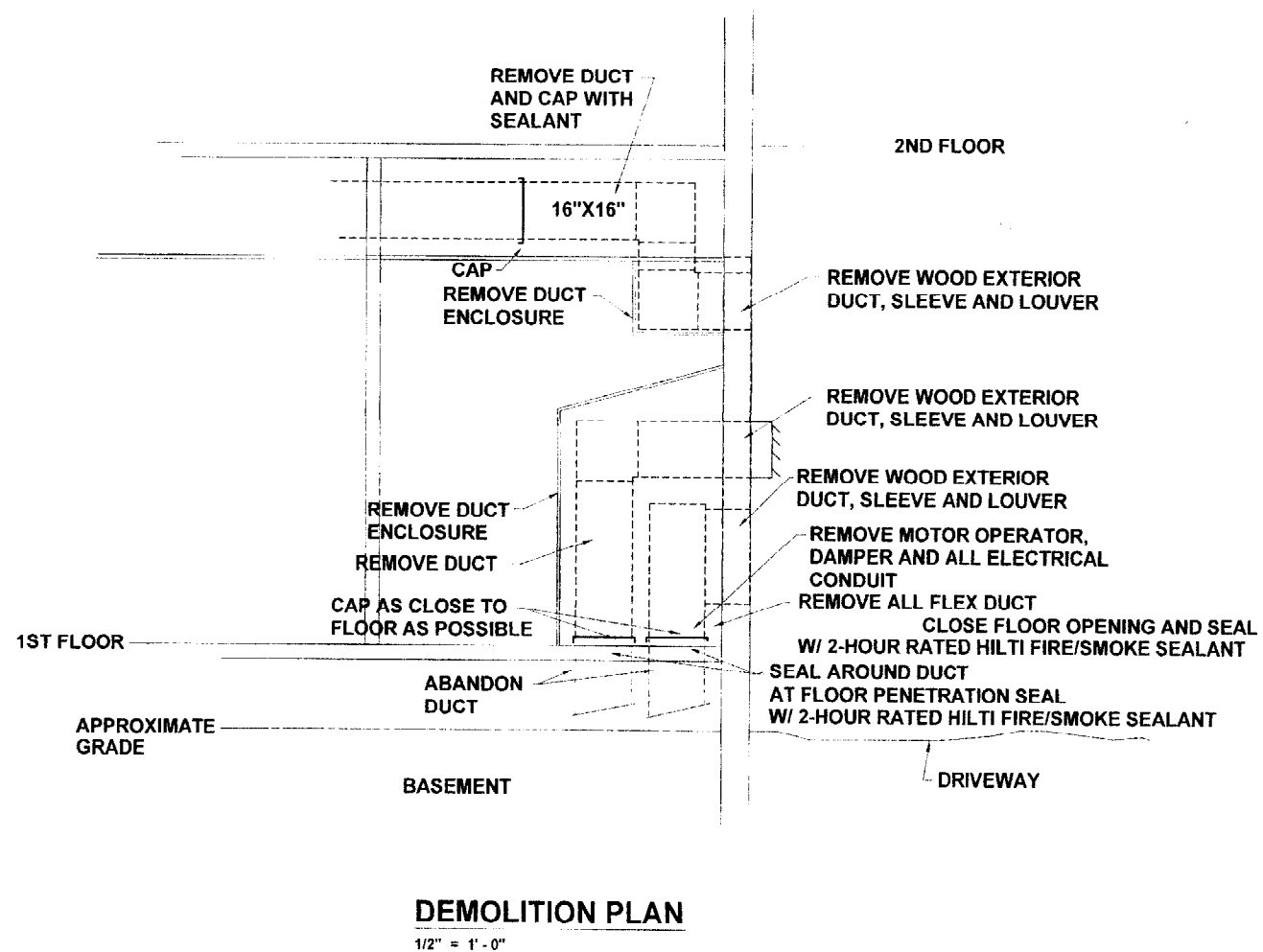
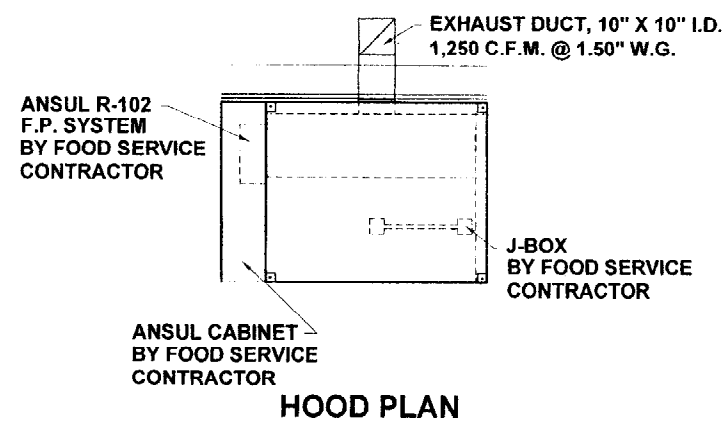
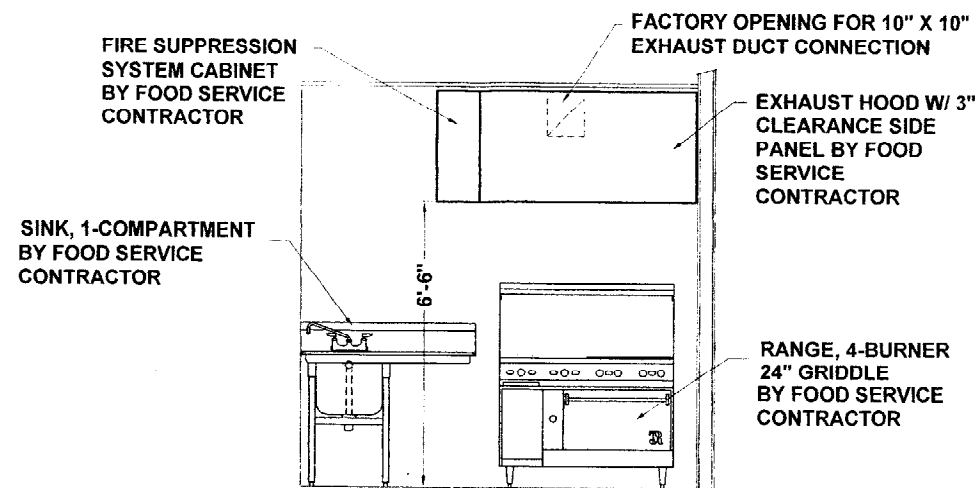
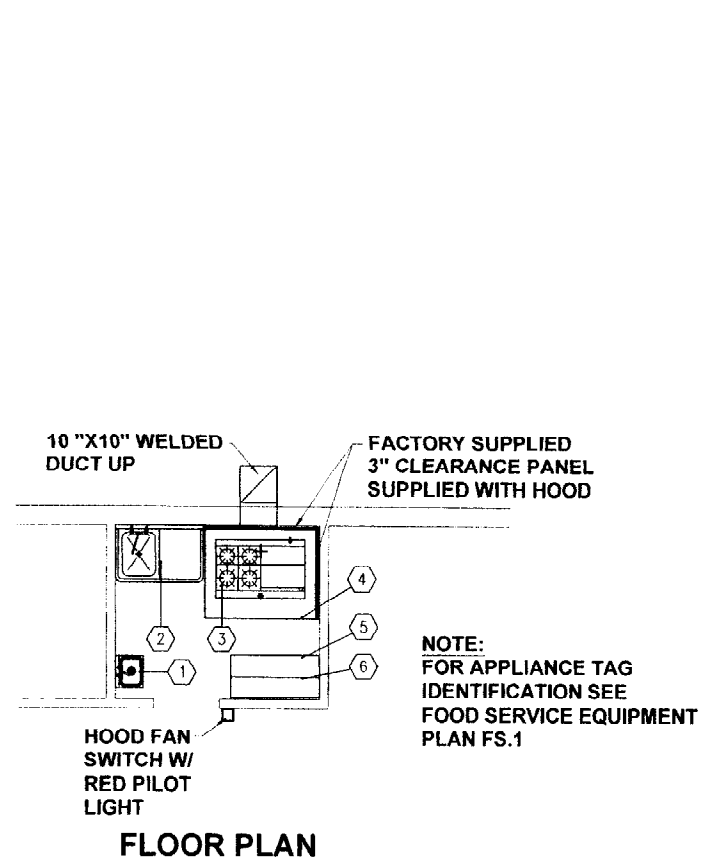
distribution devices at time of ductwork installation, provide temporary closure of polyethylene film or other covering which will prevent entrance of dust and debris until such time connections are to be completed.

**END OF SECTION 15841**









**WHITNEY ENGINEERING, P.A.**

10 Dunforth Street  
Portland, Maine 04101  
(207) 874-7449

PROJECT:  
ISMAIL ABDALLAH RESTURANT  
26 FOREST AVENUE  
PORTLAND, MAINE 04101

NAME:  
COMMERCIAL KITCHEN HOOD EXHAUST SYSTEM

Revisions:	
REV.	DESCRIPTION



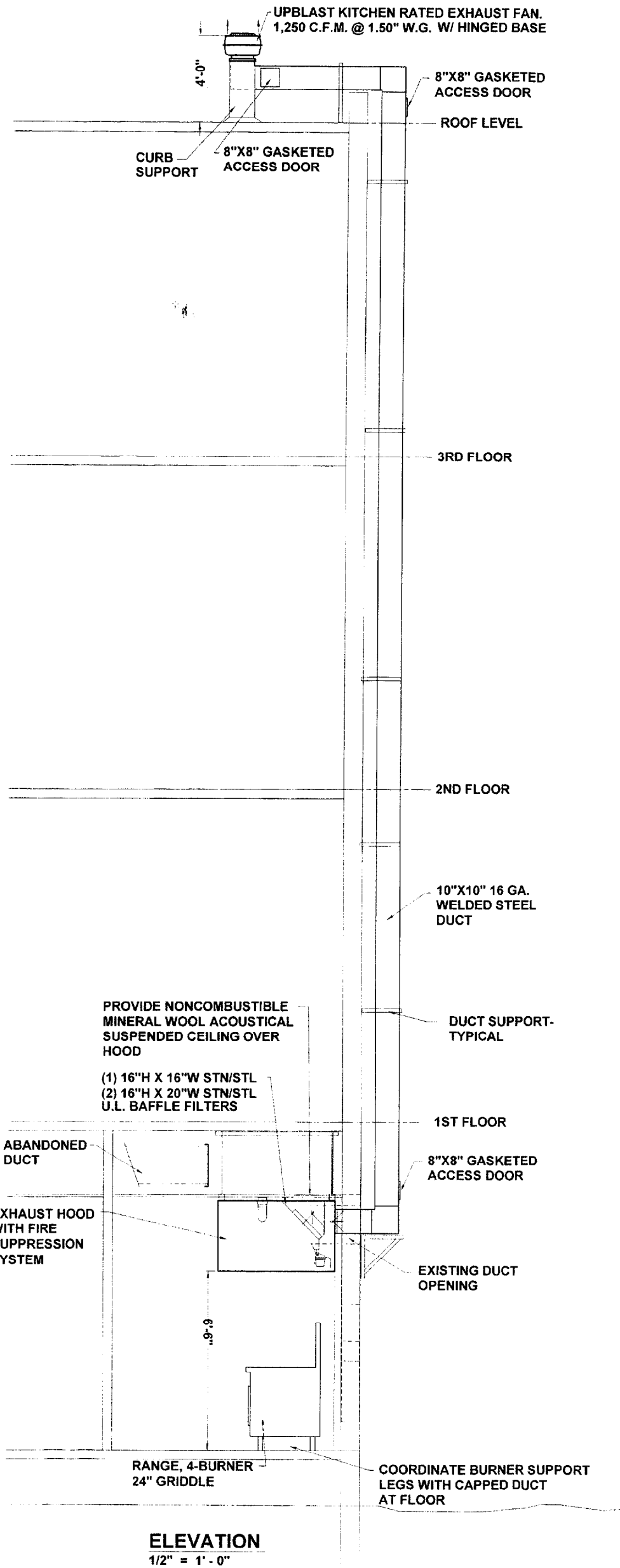
**FAN & DUCT  
PLAN AND ELEVATION**

SCALE: AS NOTED  
DATE: MARCH 19, 2004  
DRAWN: RPW  
CHECKED: RPW  
CAD FILE: African Store M1.dwg

SHEET No.

**M-1**





M-2

FAN & DUCT  
PLAN AND ELEVATION

SCALE: AS NOTED

DATE: MARCH 18, 2004

DRAWN: RPW

CHECKED: RPW

CAO FILE: Aritman Stone M.D.M.

SHEET NO.



**WHITNEY ENGINEERING, P.A.**

10 Danforth Street  
Portland, Maine 04101  
(207) 874-7449

PROJECT: ISMAIL ABDALLAH RESTURANT  
26 FOREST AVENUE  
PORTLAND, MAINE 04101

NAME: COMMERCIAL KITCHEN HOOD EXHAUST SYSTEM



**CITY OF PORTLAND, MAINE**  
Department of Building Inspections

6/16 20 03

Received from

~~New World Market~~

*Now called African Store*

Location of Work

26 Forest Ave.

Cost of Construction

\$ \_\_\_\_\_

Permit Fee

\$ 30.00

Building (I1)

Plumbing (I5)

Electrical (I2)

Site Plan (U2)

Other \_\_\_\_\_

CBL:

037-E-003

Check #:

98

Total Collected \$

30.00

**THIS IS NOT A PERMIT**

No work is to be started until PERMIT CARD is actually posted upon the premises. Acceptance of fee is no guarantee that permit will be granted. PRESERVE THIS RECEIPT. In case permit cannot be granted the amount of the fee will be refunded upon return of the receipt less \$10.00 or 10% whichever is greater.

WHITE - Applicant's Copy  
YELLOW - Office Copy  
PINK - Permit Copy

