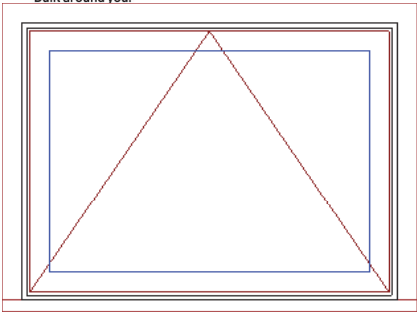


SIZES TO BE FIELD VERIFIED PRIOR TO ORDERING

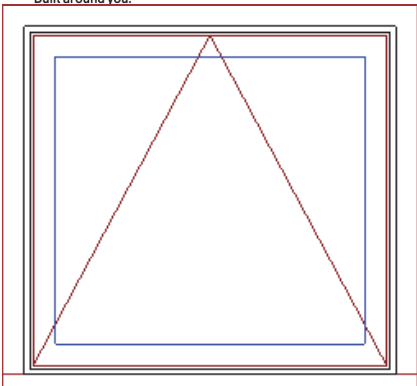
| | | | | |
|---------|------------------------------|--|--|--|
| Line #1 | Mark Unit: AWNING / TEMPERED | | | |
| Qty: 1 | | | | |



As Viewed From The Exterior
FS 38 29/32" X 28 45/64"
RO 39 29/32" X 29 13/64"

- Ebony Clad Exterior
 - Primed Pine Interior
 - Back Prime
 - Clad Ultimate Awning - Roto Operating
 - Outside of Exterior Casing 43" X 32"
 - Rough Opening 39 29/32" X 29 13/64"
 - Frame Size 38 29/32" X 28 45/64"
 - Ebony Clad Sash Exterior
 - Primed Pine Sash Interior
 - IG - 3/4 in - 1 Lite
 - Tempered Low E2 w/Argon
 - Stainless Perimeter Bar
 - Ogee Interior Glazing Profile
 - Standard Bottom Rail
 - Black Weather Strip
 - White Folding Handle
 - White Multi - Point Lock
 - Aluminum Screen
 - Charcoal Hi-Transparency Fbrgls Mesh
 - White Surround
 - 4 9/16" Jamb
 - Casing with Subsill
 - Ebony Ridgeland A1446 Clad Casing
 - Ebony A1453 Subsill
 - Applied End Cap/Subsill Lineal Cap Option
 - Installed Installation Brackets
- ***Note: When installing units with casing, always install, flash, and seal (including the use of backer rod in masonry applications) the window or door per the installation instructions included with the unit. Review the impact the casing has on the wall thickness. An exterior casing can extend beyond the frame of the unit and require additional wall thickness.

| | | | | |
|---------|-------------------|--|--|--|
| Line #2 | Mark Unit: AWNING | | | |
| Qty: 1 | | | | |



As Viewed From The Exterior
FS 34 29/32" X 32 45/64"
RO 35 29/32" X 33 13/64"

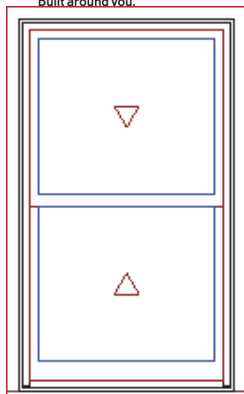
- Ebony Clad Exterior
 - Primed Pine Interior
 - Back Prime
 - Clad Ultimate Awning - Roto Operating
 - Outside of Exterior Casing 39" X 36"
 - Rough Opening 35 29/32" X 33 13/64"
 - Frame Size 34 29/32" X 32 45/64"
 - Ebony Clad Sash Exterior
 - Primed Pine Sash Interior
 - IG - 3/4 in - 1 Lite
 - Low E2 w/Argon
 - Stainless Perimeter Bar
 - Ogee Interior Glazing Profile
 - Standard Bottom Rail
 - Black Weather Strip
 - White Folding Handle
 - White Multi - Point Lock
 - Aluminum Screen
 - Charcoal Hi-Transparency Fbrgls Mesh
 - White Surround
 - 4 9/16" Jamb
 - Casing with Subsill
 - Ebony Ridgeland A1446 Clad Casing
 - Ebony A1453 Subsill
 - Applied End Cap/Subsill Lineal Cap Option
 - Installed Installation Brackets
- ***Note: When installing units with casing, always install, flash, and seal (including the use of backer rod in

masonry applications) the window or door per the installation instructions included with the unit. Review the impact the casing has on the wall thickness. An exterior casing can extend beyond the frame of the unit and require additional wall thickness.

| | | | | |
|---------|------------------------|--|--|--|
| Line #3 | Mark Unit: DOUBLE HUNG | | | |
| Qty: 1 | | | | |



Built around you.®



As Viewed From The Exterior

FS 35 17/32" X 61 13/64"
RO 36 17/32" X 61 45/64"

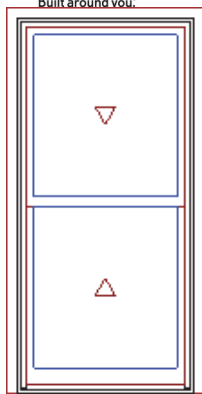
Ebony Clad Exterior
Primed Pine Interior
Back Prime
Clad Ultimate Double Hung - Next Generation
Outside of Exterior Casing 39 5/8" X 64 1/2"
Rough Opening 36 17/32" X 61 45/64"
Top Sash
Ebony Clad Sash Exterior
Primed Pine Sash Interior
IG - 1 Lite
Low E2 w/Argon
Stainless Perimeter Bar
Ogee Interior Glazing Profile
Bottom Sash
Ebony Clad Sash Exterior
Primed Pine Sash Interior
IG - 1 Lite
Low E2 w/Argon
Stainless Perimeter Bar
Ogee Interior Glazing Profile
White Interior Weatherstrip Package
Black Exterior Weatherstrip Package
White Sash Lock
Half Screen
Charcoal Hi-Transparency Fbrgl's Mesh
Ebony Surround
4 9/16" Jamb's
Casing with Subsill
Ebony Ridgeland A1446 Clad Casing
Ebony A1453 Subsill
Applied End Cap/Subsill Lineal Cap Option
Installed Installation Brackets

***Note: When installing units with casing, always install, flash, and seal (including the use of backer rod in masonry applications) the window or door per the installation instructions included with the unit. Review the impact the casing has on the wall thickness. An exterior casing can extend beyond the frame of the unit and require additional wall thickness.

| | | | | |
|---------|------------------------|--|--|--|
| Line #4 | Mark Unit: DOUBLE HUNG | | | |
| Qty: 1 | | | | |



Built around you.®



As Viewed From The Exterior

FS 34 13/32" X 73 13/64"
RO 35 13/32" X 73 45/64"

Ebony Clad Exterior
Primed Pine Interior
Back Prime
Clad Ultimate Double Hung - Next Generation
Outside of Exterior Casing 38 1/2" X 76 1/2"
Rough Opening 35 13/32" X 73 45/64"
Top Sash
Ebony Clad Sash Exterior
Primed Pine Sash Interior
IG - 1 Lite
Low E2 w/Argon
Stainless Perimeter Bar
Ogee Interior Glazing Profile
Bottom Sash
Ebony Clad Sash Exterior
Primed Pine Sash Interior
IG - 1 Lite
Low E2 w/Argon
Stainless Perimeter Bar
Ogee Interior Glazing Profile
White Interior Weatherstrip Package
Black Exterior Weatherstrip Package
White Sash Lock
Half Screen

Charcoal Hi-Transparency Fbrgls Mesh
Ebony Surround
4 9/16" Jamb
Casing with Subsill
Ebony Ridgeland A1446 Clad Casing
Ebony A1453 Subsill
Applied End Cap/Subsill Lineal Cap Option
Installed Installation Brackets

***Note: When installing units with casing, always install, flash, and seal (including the use of backer rod in masonry applications) the window or door per the installation instructions included with the unit. Review the impact the casing has on the wall thickness. An exterior casing can extend beyond the frame of the unit and require additional wall thickness.

| | | | | |
|---------|------------|--|--|--|
| Line #5 | Mark Unit: | | | |
| Qty: 1 | | | | |

No Image Available

Marvin Parts

15221329 COIL STOCK 18" X 50' - COCONUT CREAM/EBONY