


4x4 WELDED
RINGS

HOLLOW
BLACK IRON
PIPE
WELDED
FLANGE

5' Flat Stock
WELDED

4
WEEP
HOLES
4 SET
SCREWS



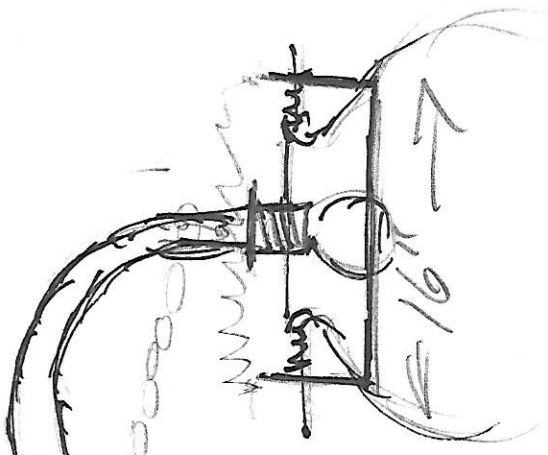
CONE OF METAL TO
WELDED TO
INSIDE WALL
(Stops water from
leaking to globe)

10"

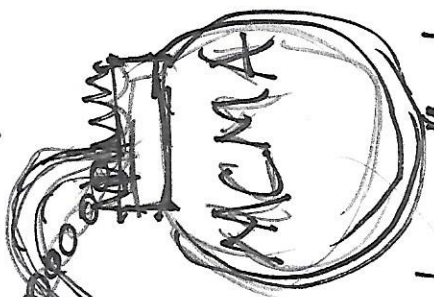
CHAIN

4" dia 2 Support
CHAINS
FLANGE

BLACK
IRON
PIPE
WELDED



16"



STRANS (THE
FACE
OF
BUILDING)

TOP OF
DOOR

VISIBLE FROM
DOWN THE
STREET

30"