


TYPICAL BARRIER FREE REQUIREMENTS

STANDARD ABBREVIATIONS

ABV	ABOVE	S	SOUTH
ACT	ACoustic CEILING TILE	SEL	SEALANT
AFF	ABOVE FINISHED FLOOR	SH	SHELF
ALT	ALTERNATE	SHTH	SHEATHING
APPROX	APPROXIMATE	SIM	SIMILAR
ARCH	ARCHITECT (URAL)	SLR	SEALER
AUTO	AUTOMATIC	SPEC	SPECIFICATION (S) OR PROJECT MANUAL
BD	BOARD	SQ	SQUARE
BF	BARRIER FREE (ADA)	ST, STL, S/S	STAINLESS STEEL
BLK	BLOCK (NG)	ST	STEEL
BOT	BOTTOM	STD	STANDARD
BRG	BEARING	STGL	SAFETY GLASS
BTN	BETWEEN	STOR, STO.	STORAGE
CABT	CABINET	SUSP	SUSPENDED
CEM	CEMENT	SYM	SYMMETRY (ICAL)
CHT	CEILING HEIGHT	SYM	SYNTHETIC
CL, CLO	CLOSET	SYS	SYSTEM
CLR	CLEAR (ANCE)	TBD	TO BE DETERMINED
CMU	CONCRETE MASONRY UNIT	TBS	TO BE SELECTED BY CONTRACTING OFFICER
COL	COLUMN	TEMP	TEMPERED OR TEMPORARY
CONC	CONCRETE	TGL	TEMPERED GLAZING
CONT	CONTINUOUS OR CONTINUE	THRESH	THRESHOLD
CORR	CORRESPONDING	THK	THICK (NESS)
CT	CERAMIC TILE	TOL	TOLERANCE
CTR	COUNTER	TYP	TYPICAL
C.O.	CONTRACTING OFFICER	UC	UNDERCUT
DEMO	DEMOLISH, DEMOLITION	UNO	UNLESS NOTED OTHERWISE
DIM	DIMENSION	VERT	VERTICAL
DIV	DIVISION	VIF	VERIFY IN FIELD
DN	DOWN	VIN	VINYL
DOC	DOCUMENT	VNB	VINYL BASE
DR	DOOR	VNR	VENEER
DTL	DETAIL	VT	VINYL TILE
DWG	DRAWING	W	WREST
E	EAST	WB	WOOD BASE
EA	EACH	WC	WATER CLOSET
ELEC	ELECTRIC (AL)	WD	WOOD
EL, ELEV	ELEVATION	WD	STACKING WASHER & DRYER
EMER	EMERGENCY	WIND	WINDOW
E/P	ELECTRICAL PANEL (SEE E-DWGS)	WH	WALL HUNG
EQ	EQUAL	WC	WALK IN CLOSET
EQUIP	EQUIPMENT	W/O	WITHOUT
EXIST	EXISTING	WR	WATER RESISTANT
EXP, EXPSD	EXPOSED	WREST	WREST
EXT	EXTERIOR		
FA	FIRE ALARM		
FD	FLOOR DRAIN		
FIN	FINISH (ED)		
FLR	FLOOR (ING)		
FOUND	FOUNDATION		
FR	FIRE RATED		
FRAM	FRAMING		
FUR	FURRED (ING)		
GA	GAGE, GAUGE		
GB	GRAB BAR		
GC	GENERAL CONTRACT (OR)		
GL	GLASS, GLAZING		
GT	SCOUT		
GV	GALVANIZED		
GYP BD, GWB	GYP SUM WALL BOARD		
HDR	HEADER		
HGT	HEIGHT		
HORIZ	HORIZONTAL		
HRD	HARDWARE		
HGT	HEIGHT		
HVS	HEATING		
HVAC	HEATING/VENTILATING/AIR CONDITIONING		
HW	HARD WOOD		
INCL	INCLUDE (D), (ING)		
INDV	INDIVIDUAL		
INSUL	INSULATION		
INT	INTERIOR		
JC	JANITOR'S CLOSET		
JT	JOINT		
KEC	KITCHEN EQUIPMENT CONTRACTOR		
KITTE	KITCHENETTE		
LAM	LAMINATE (D)		
LAV	LAVATORY		
LT	LIGHT		
MAS	MASONRY		
MAX	MAXIMUM		
MBR	MEMBER		
MECH	MECHANIC (AL)		
MED	MEDIUM		
MFR	MANUFACTURE (ER)		
MIN	MINIMUM		
MIRR	MIRROR		
MM	MILLIMETER (S)		
M.O.	MASONRY OPENING		
MTD	MOUNTED		
MTL	METAL		
MTRL	MATERIAL (S)		
MN	MICROWAVE		
N	NORTH		
NOM	NOMINAL		
NTS	NOT TO SCALE		
OC	ON CENTER		
OH	OVERHEAD		
O.H.	OPPOSITE HAND		
PART	PARTITION		
PLS	PLASTER		
PLUMB	PLUMBING		
PNT, PFD	PAINTED		
PWD	PLYWOOD		
QT	QUARRY TILE		
RCP	REFLECTED CEILING PLAN		
REF	REFERENCE		
REFR / REF.	REFRIGERATOR		
REG	REGISTER		
REQD	REQUIRED		
RES, RESIL	RESILIENT		
RET	RETURN		
REV	REVISION (S), REVISED		
RO	ROUGH		
RO	ROUGH OPENING		
ROY	RIGHT OF WAY		

BARBA+WHEELLOCK
ARCHITECTURE SUSTAINABILITY PRESERVATION
500 CONGRESS STREET
PORTLAND, MAINE 04101
207.772.2722
WWW.BARBAWHEELLOCK.COM

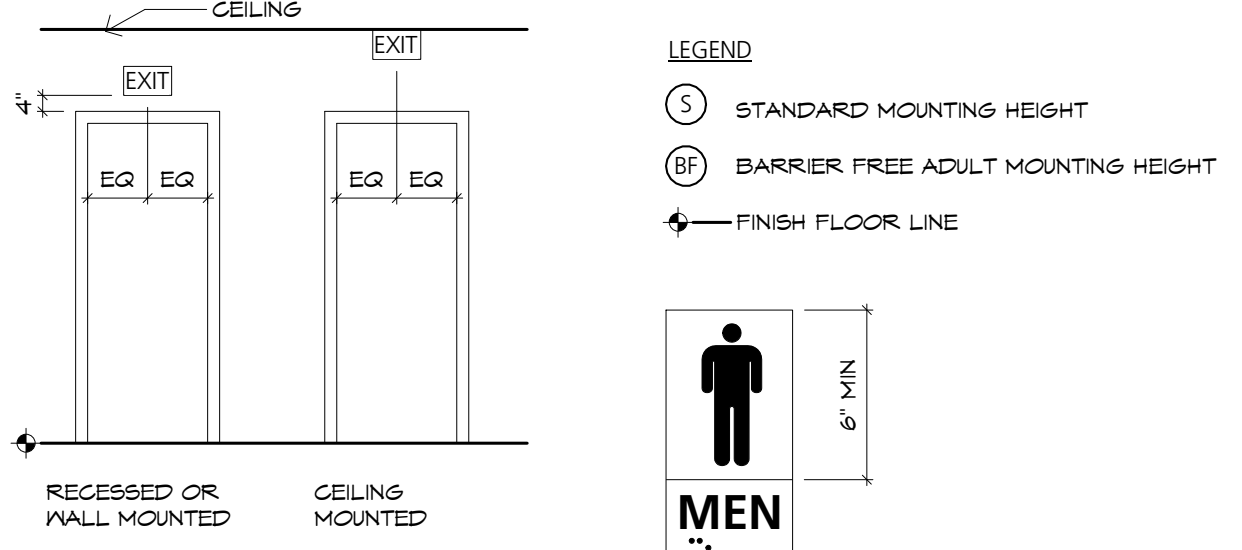
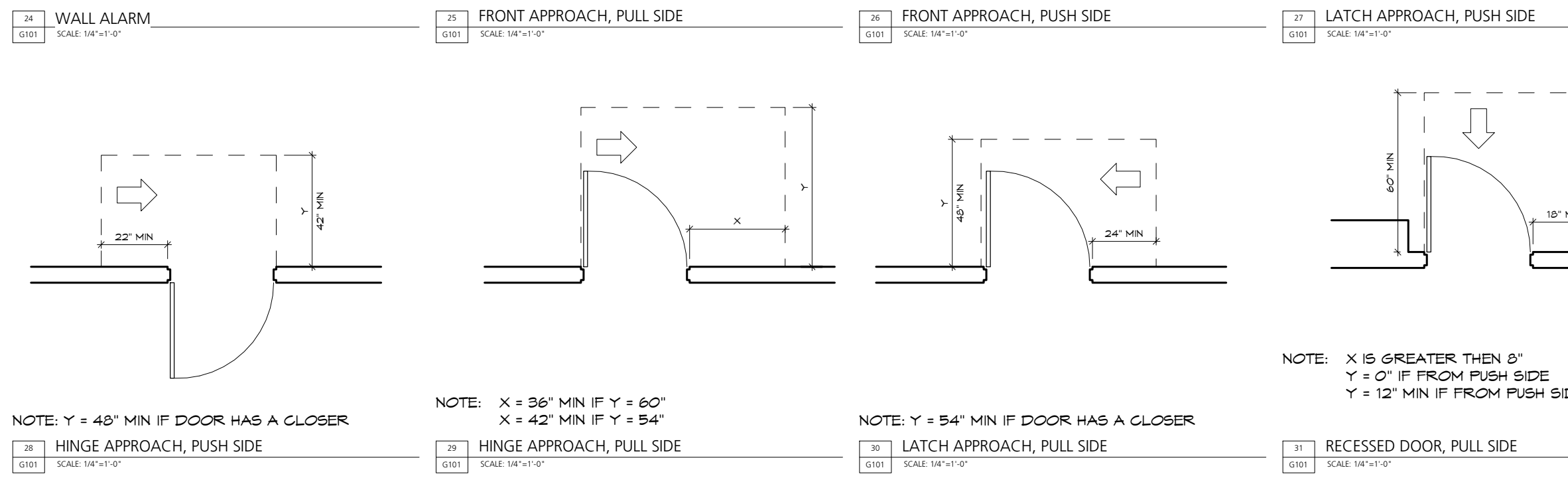
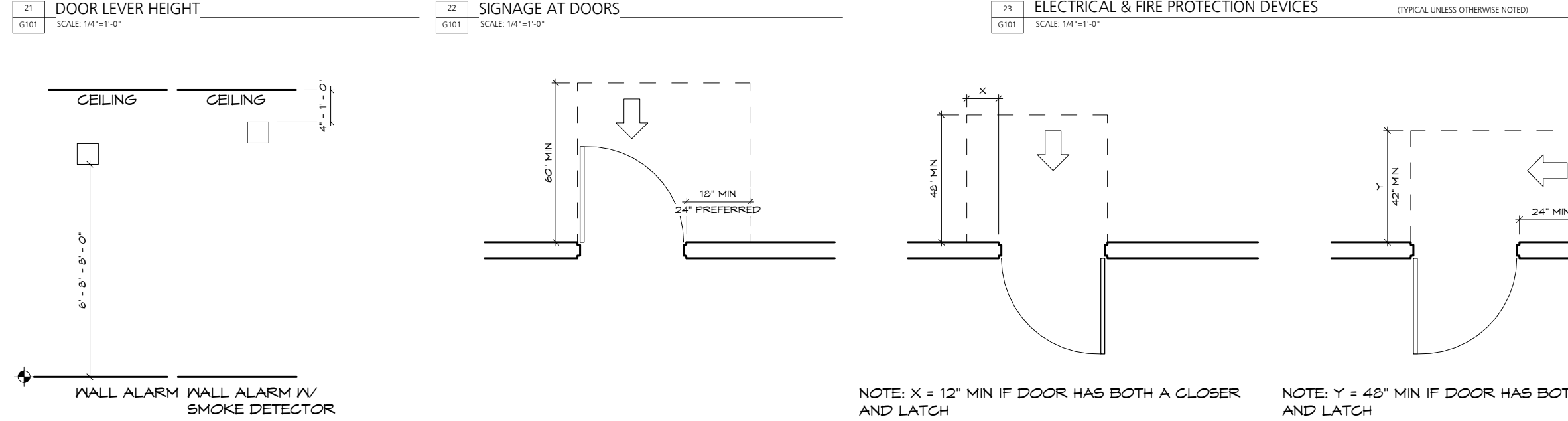
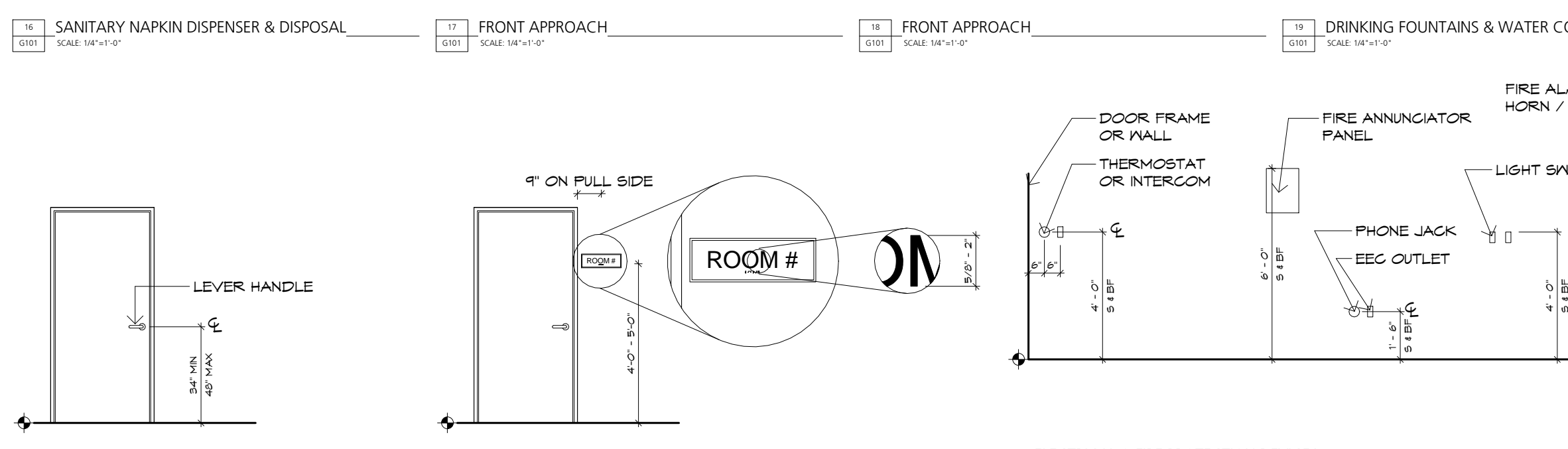
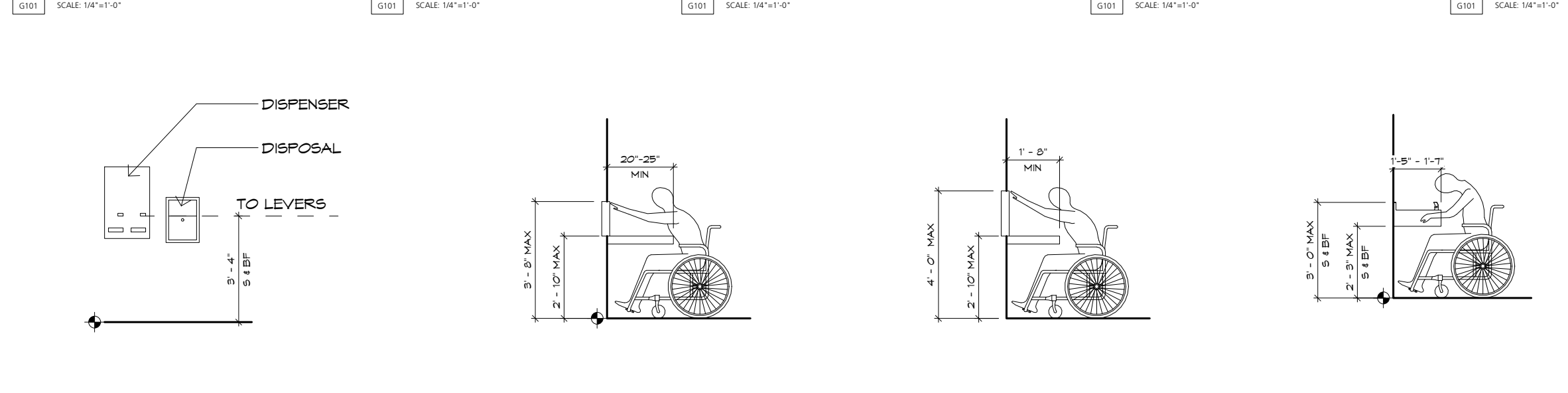
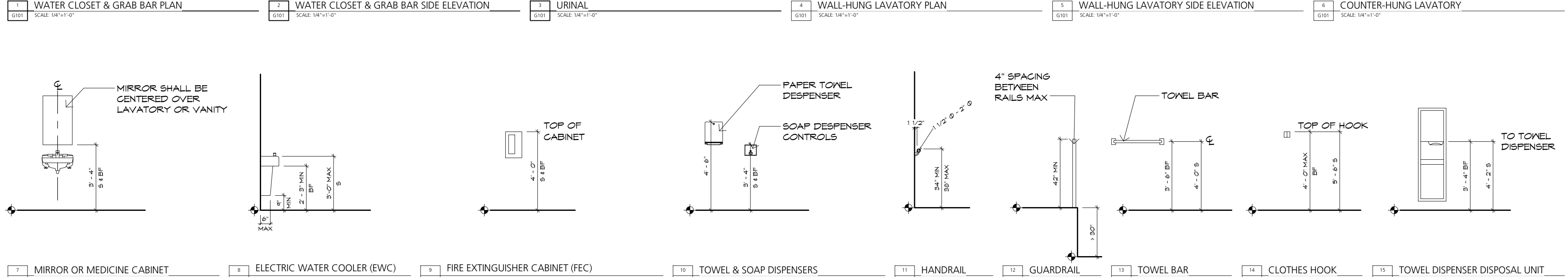
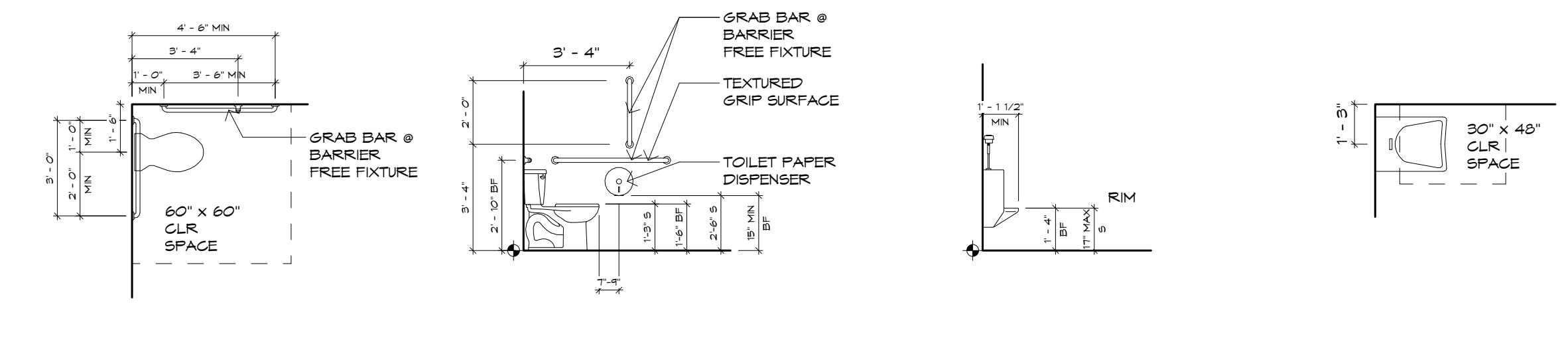


FOR PERMIT ONLY
NOT FOR CONSTRUCTION

511 CONGRESS STREET EVENT SPACE
OCEAN GARE REALTY
511 CONGRESS STREET
PORTLAND, ME 04101

ABBREVIATIONS, SYMBOLS, ADA NOTES & FIXTURE HEIGHTS
ISSUED FOR: PERMIT
DRAWN BY: B+W
DATE: 01 / 02 / 2017
Copyright © 2018 Barba + Wheellock

511 EVENT SPACE
G101



NOTES FOR BARRIER-FREE ACCESSIBILITY:

- PROPOSED WORK SHALL COMPLY WITH APPLICABLE REQUIREMENTS OF ANSI A117.1. CONTROLS AND OPERATING MECHANISMS SHALL BE OPERABLE WITH ONE HAND AND SHALL NOT REQUIRE TIGHT GRASPING, FINGERS OR TWISTING OF THE WRIST.
- ACCESSIBLE ROUTES TO BE PROVIDED BETWEEN FACILITIES ON THE GROUND FLOOR, PROVIDING A MINIMUM OF 36 INCHES OF WIDTH ALONG THE ACCESSIBLE ROUTE AND A MINIMUM OF 32 INCHES OF WIDTH AT DOORWAYS. PROPOSED STORAGE FACILITIES SUCH AS CABINETS, SHELVES, CLOSETS AND DRAWERS SHALL COMPLY WITH APPLICABLE REQUIREMENTS.
- CLEAR FLOOR SPACE OF MINIMUM OF 30 INCHES BY 48 INCHES IS PROVIDED FOR APPROACH TO ALL STORAGE FACILITIES.
- HARDWARE FOR STORAGE FACILITIES SHALL BE OPERABLE WITH ONE HAND AND SHALL NOT REQUIRE TIGHT GRASPING, FINGERS OR TWISTING OF THE WRIST.
- MOUNT ALL FIXTURES AT BARRIER FREE HEIGHT UNLESS INDICATED ON PLAN BY A SYMBOL. A SYMBOL AT ANY ROOM SHALL INCLUDE ONE OF ANY FIXTURE AND ACCESSORY WITHIN THE ROOM.
- PROVIDE SOLID WOOD BLOCKING AS REQUIRED FOR MOUNTING HEIGHTS. SEE MANUFACTURER'S SPECIFICATIONS FOR ITEM TO BE MOUNTED. GRAB BARS/TOWEL PAPER DISPENSER/TOP AND BOTTOM OF MEDICINE CABINET/MIRROR/PUBLIC TELEPHONE/TOWEL AND SOAP DISPENSER/CLOTHES HOOK/TOWEL BAR/SANITARY NAPKIN DISPENSER & DISPOSAL/CLOSET SHELF AND ROD/TOWEL PARTITIONS/HAND DRYER & ANY OTHER ITEM REQUIRING BLOCKING FOR WALL MOUNTING PURPOSES.

SPACE ALLOWANCES AND REACH RANGES:

- A CLEAR FLOOR SPACE OF 30" x 48" SHALL BE PROVIDED FOR FORWARD AND PARALLEL APPROACHES.
- 60" DIAMETER SPACE SHALL BE PROVIDED FOR WHEELCHAIR TURNING.

DOORS:

- DOORWAYS SHALL HAVE A MINIMUM CLEAR OPENING OF 32" WITH THE DOOR OPEN TO 90 DEGREES MEASURED BETWEEN THE FACE OF THE DOOR AND THE STOP FOR CLEARWAY WIDTH AND DEPTH.
- FOR MANEUVERING CLEARANCES AT DOORS SEE FIGURES 25 THRU 31.
- FOR DOOR LEVER HARDWARE HEIGHT SEE FIGURE 21.

WATERCLOSETS:

- THE HEIGHT OF WATERCLOSETS SHALL BE 17" TO 19" ABOVE THE FLOOR TO THE TOP OF THE TOILET SEAT. FOR HEIGHT, CONFIGURATIONS AND GRAB BARS SEE FIGURES 5 & 6.

LAVATORIES AND SINKS:

- LAVATORIES SHALL BE MOUNTED WITH A CLEARANCE OF 24" FROM THE FLOOR TO THE BOTTOM OF THE APRON. KNEE AND THE TOE CLEARANCE TO COMPLY WITH FIGURES 2 & 3.
- SINKS SHALL BE MOUNTED WITH THE COUNTER OR RIM NO HIGHER THAN 34" FROM THE FLOOR.
- A CLEAR FLOOR SPACE OF 30" x 48" SHALL BE PROVIDED IN FRONT OF A LAVATORY OR SINK TO ALLOW A FORWARD APPROACH AND TO COMPLY WITH FIGURE 4.
- HOT WATER AND DRAIN PIPES UNDER LAVATORIES OR SINKS SHALL BE INSULATED, OR OTHERWISE COVERED TO PREVENT CONTACT.

MATERIAL DESIGNATION

CONCRETE	WOOD BLOCKING INTERRUPTED OR SHIMS	WOOD BLOCKING	WOOD BLOCKING INTERRUPTED OR SHIMS
GWB	RIGID INSULATION	RIGID INSULATION	RIGID INSULATION
METALS	SPRAY FOAM INSULATION	SPRAY FOAM INSULATION	SPRAY FOAM INSULATION
FINISH WOOD	BLOWN-IN CELLULOSE INSULATION	BLOWN-IN CELLULOSE INSULATION	BLOWN-IN CELLULOSE INSULATION
WOOD BLOCKING, NAILER, ETC.	BLANKET OR BATT INSULATION	BLANKET OR BATT INSULATION	BLANKET OR BATT INSULATION
PLYWOOD	SEALANT	SEALANT	SEALANT
EXISTING			

GRAPHIC SYMBOLS

