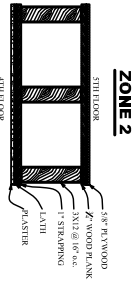
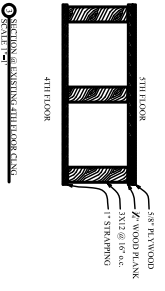


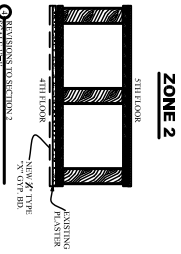
SECTION @ INTERSECTION OF FLOOR CLING.  
SCALE: 1/4\"/>



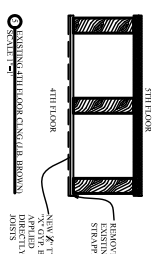
SECTION @ INTERSECTION OF FLOOR CLING.  
SCALE: 1/4\"/>



SECTION @ INTERSECTION OF FLOOR CLING.  
SCALE: 1/4\"/>



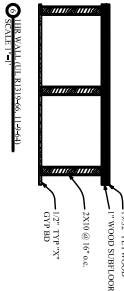
SECTION @ INTERSECTION OF FLOOR CLING.  
SCALE: 1/4\"/>



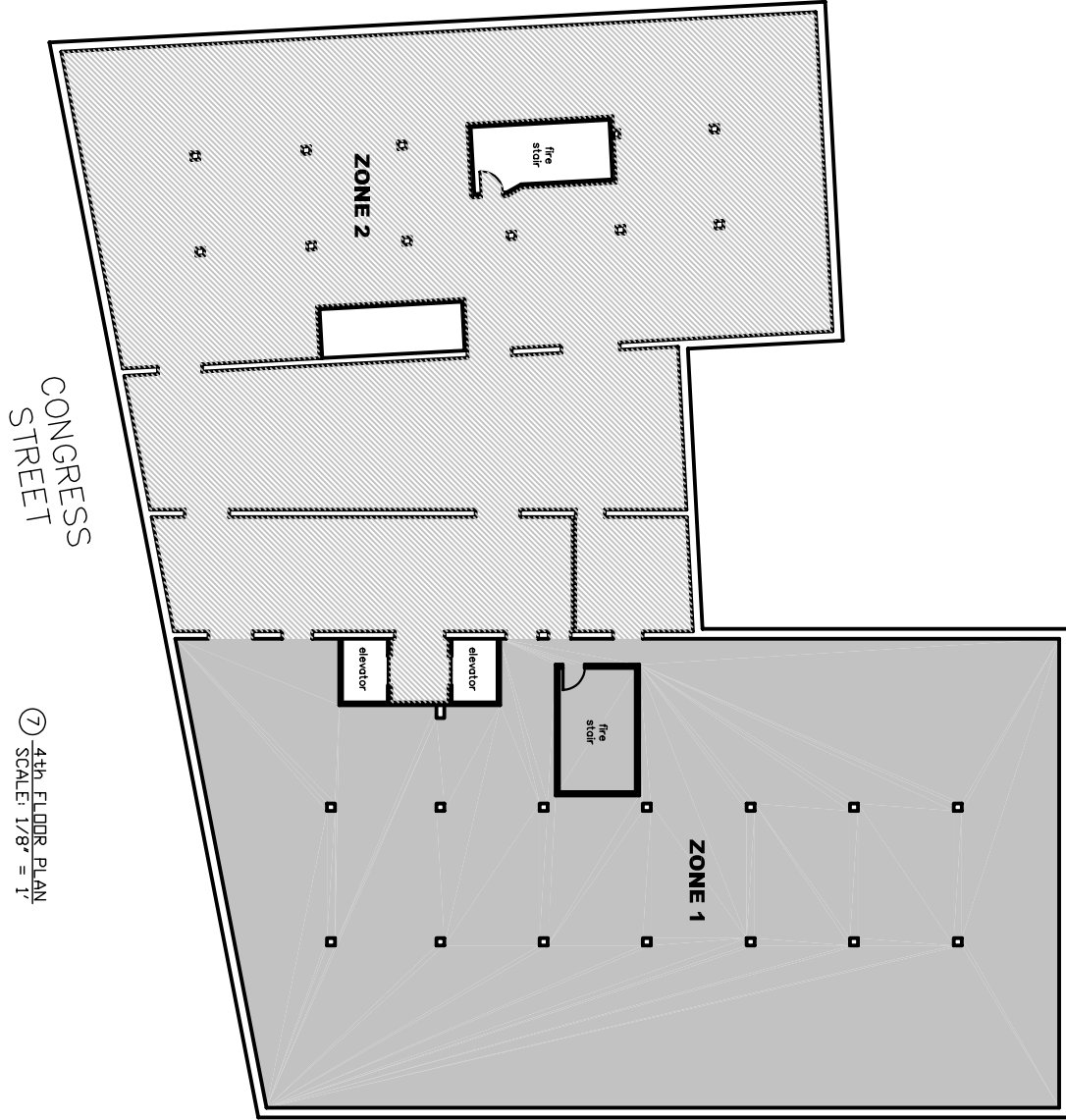
SECTION @ INTERSECTION OF FLOOR CLING.  
SCALE: 1/4\"/>

**GENERAL NOTES**  
 1. Remove all existing ceiling materials and install new ceiling as shown.  
 2. All ceiling materials to be installed as per manufacturer's instructions.  
 3. All ceiling materials to be installed as per manufacturer's instructions.

**COMPARATIVE FLOOR / CEILING ASSEMBLY**



SECTION @ INTERSECTION OF FLOOR CLING.  
SCALE: 1/4\"/>



4th FLOOR PLAN  
SCALE: 1/8" = 1'

CONGRESS STREET

A-1	4th Floor Ceiling Repair	Date: June 20, 2005	Scale: as noted	Project: J.B. Brown Bldg. 531 Congress Street Portland, ME	ARCHETYPE, P.A. ARCHITECTS 48 Union Wharf Portland, Maine 04101 (207) 772-6022 Fax (207) 772-4056	OWNER: Peter Skapinsky HEGA Realty Trust C/O Dirigo Management Co. One City Center Portland, ME 04101
	Revisions:					