



Tom Jordan  
 258 Main Street  
 Yarmouth, ME 04096  
 Mobile: 207-232-6527



**BILL TO:**

**SHIP TO:**

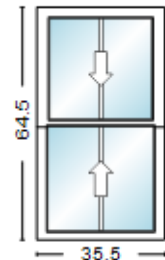
**Phone**  
**Email**

**Phone**  
**Fax**

QUOTE #	PO #	QUOTE NAME	PROJECT	JOB NAME	BID BY
958559		415 CUMBERLAND AVE	DUCAS CONSTRUCTION		

LINE #	LINE TYPE	DESCRIPTION	QTY	U/M	NET PRICE	EXTENDED
100-1	WindowAndDoor	PK- 299	4	EA		

Vinyl 8000 Premium Double Hung Operating 35.5 x 64.5  
 Custom: Frame Width = 35.5, Frame Height = 64.5, Sash Split = 50/50, Screen Width = 30.6875, Screen Height = 61.875  
 Complete Unit, Drawing Numbers = , Product Offering Special Modification = No  
 Frame Color = White, Interior Finish = White  
 Sash-Panel Color = White, Night Latches = No  
 Estimated Top Sash Weight = 22.47141, Estimated Bottom Sash Weight = 23.9251  
 Dual Insulated, Low-E, Standard Bead, Argon Gas = Yes, Spacer Channel = Standard Intercept Spacer  
 Hardware = Applied, Standard Hardware Type, Standard Handle, White, Lock-Keepers = 2-Locks, Window Opening Control Device = No  
 Screen Option = Full Screen Shipped Separately, White, Fiberglass Mesh  
 Contour Grille In Air, Equal, 11/16", White, 2W1H  
 Integral Rigid Vinyl Nailing Fin, No Drip Cap  
 1 15/16", Dry Wall Return = None  
 U-Factor = 0.29, SHGC = 0.26, CR = 55, VT = 0.46, AI = 0.08, CPD = SIE-N-124-00352-00002, Energy Star Region = NC, GapFill1 = ARG, W m 2k = -1  
 Rough Opening Width = 36, Rough Opening Height = 65  
 Non-Manufacturer Related =  
 Unit 1: Lower Glass Width = 30.0625, Lower Glass Height = 29.65625, Upper Glass Width = 29.0625, Upper Glass Height = 28.65625, Lower Glass Sash Width = 32.625, Lower Glass Sash Height = 32.19525, Upper Glass Sash Width = 31.625, Upper Glass Sash Height = 31.19525



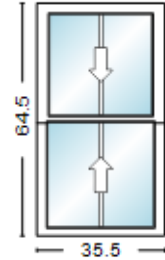
**Rough Opening:** 36" X 65"  
**Overall Unit Size:** 35.5" X 64.5"  
**Room Location:** A

QUOTE #	PO #	QUOTE NAME	PROJECT	JOB NAME	BID BY
958559		415 CUMBERLAND AVE	DUCAS CONSTRUCTION		

LINE #	LINE TYPE	DESCRIPTION	QTY	U/M	NET PRICE	EXTENDED
--------	-----------	-------------	-----	-----	-----------	----------

200-1	WindowAndDoor	PK- 299	4	EA		
-------	---------------	---------	---	----	--	--

Vinyl 8000 Premium Double Hung Operating 35.5 x 64.5  
 Custom: Frame Width = 35.5, Frame Height = 64.5, Sash Split = 50/50, Screen Width = 30.6875, Screen Height = 61.875  
 Complete Unit, Drawing Numbers = , Product Offering Special Modification = No  
 Frame Color = White, Interior Finish = White  
 Sash-Panel Color = White, Night Latches = No  
 Estimated Top Sash Weight = 22.47141, Estimated Bottom Sash Weight = 23.9251  
 Dual Insulated, Low-E, Standard Bead, Argon Gas = Yes, Spacer Channel = Standard Intercept Spacer  
 Hardware = Applied, Standard Hardware Type, Standard Handle, White, Lock-Keepers = 2-Locks, Window Opening Control Device = No  
 Screen Option = Full Screen Shipped Separately, White, Fiberglass Mesh  
 Contour Grille In Air, Equal, 1 1/16", White, 2W1H  
 Integral Rigid Vinyl Nailing Fin, No Drip Cap  
 1 15/16", Dry Wall Return = None  
 U-Factor = 0.29, SHGC = 0.26, CR = 55, VT = 0.46, AI = 0.08, CPD = SIE-N-124-00352-00002, Energy Star Region = NC, GapFill1 = ARG, W m 2k = -1  
 Rough Opening Width = 36, Rough Opening Height = 65  
 Non-Manufacturer Related =  
 Unit 1: Lower Glass Width = 30.0625, Lower Glass Height = 29.65625, Upper Glass Width = 29.0625, Upper Glass Height = 28.65625, Lower Glass Sash Width = 32.625, Lower Glass Sash Height = 32.19525, Upper Glass Sash Width = 31.625, Upper Glass Sash Height = 31.19525

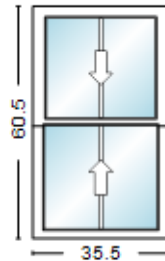


**Rough Opening:** 36" X 65"  
**Overall Unit Size:** 35.5" X 64.5"  
**Room Location:** B - MULL PARTS BY OTHERS

LINE #	LINE TYPE	DESCRIPTION	QTY	U/M	NET PRICE	EXTENDED
--------	-----------	-------------	-----	-----	-----------	----------

300-1	WindowAndDoor	PK- 299	4	EA		
-------	---------------	---------	---	----	--	--

Vinyl 8000 Premium Double Hung Operating 35.5 x 60.5  
 Custom: Frame Width = 35.5, Frame Height = 60.5, Sash Split = 50/50, Screen Width = 30.6875, Screen Height = 57.875  
 Complete Unit, Drawing Numbers = , Product Offering Special Modification = No  
 Frame Color = White, Interior Finish = White  
 Sash-Panel Color = White, Night Latches = No  
 Estimated Top Sash Weight = 21.03072, Estimated Bottom Sash Weight = 22.43884  
 Dual Insulated, Low-E, Standard Bead, Argon Gas = Yes, Spacer Channel = Standard Intercept Spacer  
 Hardware = Applied, Standard Hardware Type, Standard Handle, White, Lock-Keepers = 2-Locks, Window Opening Control Device = No  
 Screen Option = Full Screen Shipped Separately, White, Fiberglass Mesh  
 Contour Grille In Air, Equal, 1 1/16", White, 2W1H  
 Integral Rigid Vinyl Nailing Fin, No Drip Cap  
 1 15/16", Dry Wall Return = None  
 U-Factor = 0.29, SHGC = 0.26, CR = 55, VT = 0.46, AI = 0.08, CPD = SIE-N-124-00352-00002, Energy Star Region = NC, GapFill1 = ARG, W m 2k = -1  
 Rough Opening Width = 36, Rough Opening Height = 61  
 Non-Manufacturer Related =  
 Unit 1: Lower Glass Width = 30.0625, Lower Glass Height = 27.65625, Upper Glass Width = 29.0625, Upper Glass Height = 26.65625, Lower Glass Sash Width = 32.625, Lower Glass Sash Height = 30.19525, Upper Glass Sash Width = 31.625, Upper Glass Sash Height = 29.19525



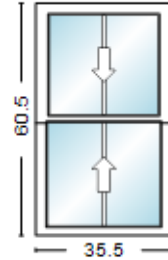
**Rough Opening:** 36" X 61"  
**Overall Unit Size:** 35.5" X 60.5"  
**Room Location:** C

QUOTE #	PO #	QUOTE NAME	PROJECT	JOB NAME	BID BY
958559		415 CUMBERLAND AVE	DUCAS CONSTRUCTION		

LINE #	LINE TYPE	DESCRIPTION	QTY	U/M	NET PRICE	EXTENDED
--------	-----------	-------------	-----	-----	-----------	----------

400-1 WindowAndDoor PK- 299 4 EA

Vinyl 8000 Premium Double Hung Operating 35.5 x 60.5  
 Custom: Frame Width = 35.5, Frame Height = 60.5, Sash Split = 50/50, Screen Width = 30.6875, Screen Height = 57.875  
 Complete Unit, Drawing Numbers = , Product Offering Special Modification = No  
 Frame Color = White, Interior Finish = White  
 Sash-Panel Color = White, Night Latches = No  
 Estimated Top Sash Weight = 21.03072, Estimated Bottom Sash Weight = 22.43884  
 Dual Insulated, Low-E, Standard Bead, Argon Gas = Yes, Spacer Channel = Standard Intercept Spacer  
 Hardware = Applied, Standard Hardware Type, Standard Handle, White, Lock-Keepers = 2-Locks, Window Opening Control Device = No  
 Screen Option = Full Screen Shipped Separately, White, Fiberglass Mesh  
 Contour Grille In Air, Equal, 1 1/16", White, 2W1H  
 Integral Rigid Vinyl Nailing Fin, No Drip Cap  
 1 15/16", Dry Wall Return = None  
 U-Factor = 0.29, SHGC = 0.26, CR = 55, VT = 0.46, AI = 0.08, CPD = SIE-N-124-00352-00002, Energy Star Region = NC, GapFill1 = ARG, W m 2k = -1  
 Rough Opening Width = 36, Rough Opening Height = 61  
 Non-Manufacturer Related =  
 Unit 1: Lower Glass Width = 30.0625, Lower Glass Height = 27.65625, Upper Glass Width = 29.0625, Upper Glass Height = 26.65625, Lower Glass Sash Width = 32.625, Lower Glass Sash Height = 30.19525, Upper Glass Sash Width = 31.625, Upper Glass Sash Height = 29.19525

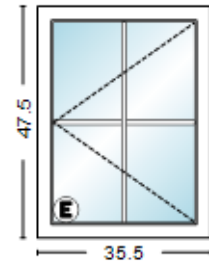


**Rough Opening:** 36" X 61"  
**Overall Unit Size:** 35.5" X 60.5"  
**Room Location:** D - MULL PARTS BY OTHERS

LINE #	LINE TYPE	DESCRIPTION	QTY	U/M	NET PRICE	EXTENDED
--------	-----------	-------------	-----	-----	-----------	----------

500-1 WindowAndDoor PK- 299 2 EA

Vinyl 8000 CasementAwning Casement Left 35.5 x 47.5  
 36 x 48, Frame Width = 35.5, Frame Height = 47.5, Screen Width = 30.3745, Screen Height = 42.3745  
 Complete Unit, Drawing Numbers = , DP Rating = Standard, Product Offering Special Modification = No  
 Frame Color = White, Interior Finish = White  
 Sash-Panel Color = White  
 Estimated Sash Weight = 34.38243  
 Dual Insulated, Low-E, Standard Bead, Argon Gas = Yes, Spacer Channel = Standard Intercept Spacer  
 E-Guard Finish (Beige), Roto, Standard Handle, White, Window Opening Control Device = No  
 Screen Option = Full Screen Shipped Separately, White, Fiberglass Mesh  
 Contour Grille In Air, Equal, 1 1/16", White, 2W2H  
 Integral Rigid Vinyl Nailing Fin, No Drip Cap  
 1 15/16", Dry Wall Return = None  
 U-Factor = 0.28, SHGC = 0.23, CR = 59, VT = 0.41, AI = 0.03, CPD = SIE-N-127-00197-00002, Energy Star Region = NC,SC,S, GapFill1 = ARG, W m 2k = -1  
 Rough Opening Width = 36, Rough Opening Height = 48  
 Non-Manufacturer Related =  
 Unit 1: Glass Width = 29.8125, Glass Height = 41.8125, Sash Width = 33.3125, Sash Height = 45.3125



**Rough Opening:** 36" X 48"  
**Overall Unit Size:** 35.5" X 47.5"  
**Room Location:** E

QUOTE #	PO #	QUOTE NAME	PROJECT	JOB NAME	BID BY
958559		415 CUMBERLAND AVE	DUCAS CONSTRUCTION		

LINE #	LINE TYPE	DESCRIPTION	QTY	U/M	NET PRICE	EXTENDED
600-1	WindowAndDoor	PK- 299	2	EA		

Vinyl 8000 Premium Double Hung Operating 35.5 x 41.125

Custom: Frame Width = 35.5, Frame Height = 41.125, Sash Split = 50/50, Screen Width = 30.6875, Screen Height = 38.5

Complete Unit, Drawing Numbers = , Product Offering Special Modification = No

Frame Color = White, Interior Finish = White

Sash-Panel Color = White, Night Latches = No

Estimated Top Sash Weight = 14.05235, Estimated Bottom Sash Weight = 15.23982

Dual Insulated, Low-E, Standard Bead, Argon Gas = Yes, Spacer Channel = Standard Intercept Spacer

Hardware = Applied, Standard Hardware Type, Standard Handle, White, Lock-Keepers =

2-Locks, Window Opening Control Device = No

Screen Option = Full Screen Shipped Separately, White, Fiberglass Mesh

Contour Grille In Air, Equal, 11/16", White, 2W1H

Integral Rigid Vinyl Nailing Fin, No Drip Cap

1 15/16", Dry Wall Return = None

U-Factor = 0.29, SHGC = 0.26, CR = 55, VT = 0.46, AI = 0.08, CPD = SIE-N-124-00352-00002,

Energy Star Region = NC, GapFill1 = ARG, W m 2k = -1

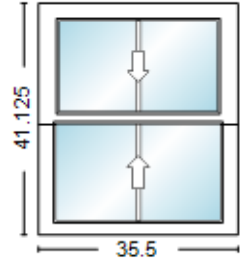
Rough Opening Width = 36, Rough Opening Height = 41.625

Non-Manufacturer Related =

Unit 1: Lower Glass Width = 30.0625, Lower Glass Height = 17.96875, Upper Glass Width =

29.0625, Upper Glass Height = 16.96875, Lower Glass Sash Width = 32.625, Lower Glass Sash

Height = 20.50775, Upper Glass Sash Width = 31.625, Upper Glass Sash Height = 19.50775



**Rough Opening:** 36" X 41.625"

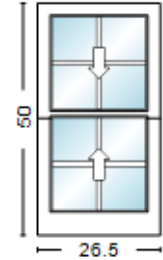
**Overall Unit Size:** 35.5" X 41.125"

**Room Location:** F

QUOTE #	PO #	QUOTE NAME	PROJECT	JOB NAME	BID BY
958559		415 CUMBERLAND AVE	DUCAS CONSTRUCTION		

LINE #	LINE TYPE	DESCRIPTION	QTY	U/M	NET PRICE	EXTENDED
700-1	WindowAndDoor	PK- 299	2	EA		

Aluminum Clad Wood Windows Double Hung Operating 26.5 x 50  
 Custom: Frame Width = 26.5, Frame Height = 50, Sash Split = 50/50, Screen Width = 24.65625, Screen Height = 48.46875  
 Complete Unit, Drawing Numbers = , DP Rating = Standard, Product Offering Special Modification = No  
 Color Collection = Show All, Frame Color = White 001, AAMA 2604, Natural, Pine Interior Sash-Panel Color = White 001, Sash-Panel Clad Finish = AAMA 2604  
 Dual Insulated, Low-E, Standard Bead, Argon Gas = Yes, Spacer Channel = Black Warm Edge Spacer  
 Hardware = Applied, Standard Hardware Type, Champagne, Jamb Liner Type = Concealed, Lock-Keepers = 1-Lock, Window Opening Control Device = No  
 Screen Option = Full Screen Shipped Separately, White 001, AAMA 2604, Fiberglass Mesh Simulated Divided Lite, Equal, Grille Profile = None, 7/8", Putty Style = Exterior Only, Exterior Grille Color = White 001, Clad Grille Finish = 2604, Natural, Pine Interior, w/spacer, Dark Bronze Anodized, 2W2H  
 Vinyl Nail Fin, No Drip Cap  
 4-9/16"  
 U-Factor = 0.3, SHGC = 0.25, CR = 59, VT = 0.44, AI = 0.16, CPD = SIE-N-111-00351-00002, Energy Star Region = NC,SC,S, GapFill1 = ARG, W m 2k = -1  
 Rough Opening Width = 27.25, Rough Opening Height = 50.5  
 Non-Manufacturer Related =  
 Unit 1: Glass Width = 21.03125, Glass Height = 20.6875, Lower Glass Sash Width = 23.40625, Lower Glass Sash Height = 24.59375, Upper Glass Sash Width = 23.40625, Upper Glass Sash Height = 23.35938

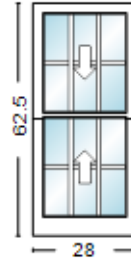


**Rough Opening:** 27.25" X 50.5"  
**Overall Unit Size:** 26.5" X 50"  
**Room Location:** G

QUOTE #	PO #	QUOTE NAME	PROJECT	JOB NAME	BID BY
958559		415 CUMBERLAND AVE	DUCAS CONSTRUCTION		

LINE #	LINE TYPE	DESCRIPTION	QTY	U/M	NET PRICE	EXTENDED
800-1	WindowAndDoor	PK- 299	2	EA		

Aluminum Clad Wood Windows Double Hung Operating 28 x 62.5  
 Custom: Frame Width = 28, Frame Height = 62.5, Sash Split = 50/50, Screen Width = 26.15625, Screen Height = 60.96875  
 Complete Unit, Drawing Numbers = , DP Rating = Standard, Product Offering Special Modification = No  
 Color Collection = Show All, Frame Color = White 001, AAMA 2604, Natural, Pine Interior Sash-Panel Color = White 001, Sash-Panel Clad Finish = AAMA 2604  
 Dual Insulated, Low-E, Standard Bead, Argon Gas = Yes, Spacer Channel = Black Warm Edge Spacer  
 Hardware = Applied, Standard Hardware Type, Champagne, Jamb Liner Type = Concealed, Lock-Keepers = 1-Lock, Window Opening Control Device = No  
 Screen Option = Full Screen Shipped Separately, White 001, AAMA 2604, Fiberglass Mesh Simulated Divided Lite, Equal, Grille Profile = None, 7/8", Putty Style = Exterior Only, Exterior Grille Color = White 001, Clad Grille Finish = 2604, Natural, Pine Interior, w/spacer, Dark Bronze Anodized, 3W2H  
 Vinyl Nail Fin, No Drip Cap  
 4-9/16"  
 U-Factor = 0.3, SHGC = 0.25, CR = 59, VT = 0.44, AI = 0.16, CPD = SIE-N-111-00351-00002, Energy Star Region = NC,SC,S, GapFill1 = ARG, W m 2k = -1  
 Rough Opening Width = 28.75, Rough Opening Height = 63  
 Non-Manufacturer Related =  
 Unit 1: Glass Width = 22.53125, Glass Height = 26.9375, Lower Glass Sash Width = 24.90625, Lower Glass Sash Height = 30.84375, Upper Glass Sash Width = 24.90625, Upper Glass Sash Height = 29.60938

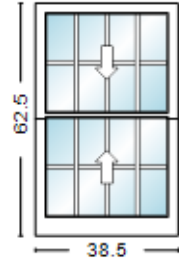


**Rough Opening:** 28.75" X 63"  
**Overall Unit Size:** 28" X 62.5"  
**Room Location:** H

QUOTE #	PO #	QUOTE NAME	PROJECT	JOB NAME	BID BY
958559		415 CUMBERLAND AVE	DUCAS CONSTRUCTION		

LINE #	LINE TYPE	DESCRIPTION	QTY	U/M	NET PRICE	EXTENDED
900-1	WindowAndDoor	PK- 299	1	EA		

Aluminum Clad Wood Windows Double Hung Operating 38.5 x 62.5  
 Custom: Frame Width = 38.5, Frame Height = 62.5, Sash Split = 50/50, Screen Width = 36.65625, Screen Height = 60.96875  
 Complete Unit, Drawing Numbers = , DP Rating = Standard, Product Offering Special Modification = No  
 Color Collection = Show All, Frame Color = White 001, AAMA 2604, Natural, Pine Interior Sash-Panel Color = White 001, Sash-Panel Clad Finish = AAMA 2604  
 Dual Insulated, Low-E, Standard Bead, Argon Gas = Yes, Spacer Channel = Black Warm Edge Spacer  
 Hardware = Applied, Standard Hardware Type, Champagne, Jamb Liner Type = Concealed, Lock-Keepers = 2-Locks, Window Opening Control Device = No  
 Screen Option = Full Screen Shipped Separately, White 001, AAMA 2604, Fiberglass Mesh Simulated Divided Lite, Equal, Grille Profile = None, 7/8", Putty Style = Exterior Only, Exterior Grille Color = White 001, Clad Grille Finish = 2604, Natural, Pine Interior, w/spacer, Dark Bronze Anodized, 4W2H  
 Vinyl Nail Fin, No Drip Cap  
 4-9/16"  
 U-Factor = 0.3, SHGC = 0.25, CR = 59, VT = 0.44, AI = 0.16, CPD = SIE-N-111-00351-00002, Energy Star Region = NC,SC,S, GapFill1 = ARG, W m 2k = -1  
 Rough Opening Width = 39.25, Rough Opening Height = 63  
 Non-Manufacturer Related =  
 Unit 1: Glass Width = 33.03125, Glass Height = 26.9375, Lower Glass Sash Width = 35.40625, Lower Glass Sash Height = 30.84375, Upper Glass Sash Width = 35.40625, Upper Glass Sash Height = 29.60938

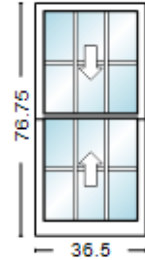


**Rough Opening:** 39.25" X 63"  
**Overall Unit Size:** 38.5" X 62.5"  
**Room Location:** I

QUOTE #	PO #	QUOTE NAME	PROJECT	JOB NAME	BID BY
958559		415 CUMBERLAND AVE	DUCAS CONSTRUCTION		

LINE #	LINE TYPE	DESCRIPTION	QTY	U/M	NET PRICE	EXTENDED
1000-1	WindowAndDoor	PK- 299	2	EA		

Aluminum Clad Wood Windows Double Hung Operating 36.5 x 76.75  
 Custom: Frame Width = 36.5, Frame Height = 76.75, Sash Split = 50/50, Screen Width = 34.65625, Screen Height = 75.21875  
 Complete Unit, Drawing Numbers = , DP Rating = Standard, Product Offering Special Modification = No  
 Color Collection = Show All, Frame Color = White 001, AAMA 2604, Natural, Pine Interior Sash-Panel Color = White 001, Sash-Panel Clad Finish = AAMA 2604  
 Dual Insulated, Low-E, Standard Bead, Argon Gas = Yes, Spacer Channel = Black Warm Edge Spacer  
 Hardware = Applied, Standard Hardware Type, Champagne, Jamb Liner Type = Concealed, Lock-Keepers = 2-Locks, Window Opening Control Device = No  
 Screen Option = Full Screen Shipped Separately, White 001, AAMA 2604, Fiberglass Mesh Simulated Divided Lite, Equal, Grille Profile = None, 7/8", Putty Style = Exterior Only, Exterior Grille Color = White 001, Clad Grille Finish = 2604, Natural, Pine Interior, w/spacer, Dark Bronze Anodized, 3W2H  
 Vinyl Nail Fin, No Drip Cap  
 4-9/16"  
 U-Factor = 0.3, SHGC = 0.25, CR = 59, VT = 0.44, AI = 0.16, CPD = SIE-N-111-00351-00002, Energy Star Region = NC,SC,S, GapFill1 = ARG, W m 2k = -1  
 Rough Opening Width = 37.25, Rough Opening Height = 77.25  
 Non-Manufacturer Related =  
 Unit 1: Glass Width = 31.03125, Glass Height = 34.0625, Lower Glass Sash Width = 33.40625, Lower Glass Sash Height = 37.96875, Upper Glass Sash Width = 33.40625, Upper Glass Sash Height = 36.73438



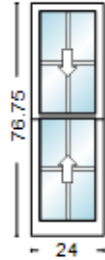
**Rough Opening:** 37.25" X 77.25"  
**Overall Unit Size:** 36.5" X 76.75"  
**Room Location:** J



QUOTE #	PO #	QUOTE NAME	PROJECT	JOB NAME	BID BY
958559		415 CUMBERLAND AVE	DUCAS CONSTRUCTION		

LINE #	LINE TYPE	DESCRIPTION	QTY	U/M	NET PRICE	EXTENDED
1100-1	WindowAndDoor	PK- 299	2	EA		

Aluminum Clad Wood Windows Double Hung Operating 24 x 76.75  
 Custom: Frame Width = 24, Frame Height = 76.75, Sash Split = 50/50, Screen Width = 22.15625, Screen Height = 75.21875  
 Complete Unit, Drawing Numbers = , DP Rating = Standard, Product Offering Special Modification = No  
 Color Collection = Show All, Frame Color = White 001, AAMA 2604, Natural, Pine Interior Sash-Panel Color = White 001, Sash-Panel Clad Finish = AAMA 2604  
 Dual Insulated, Low-E, Standard Bead, Argon Gas = Yes, Spacer Channel = Black Warm Edge Spacer  
 Hardware = Applied, Standard Hardware Type, Champagne, Jamb Liner Type = Concealed, Lock-Keepers = 1-Lock, Window Opening Control Device = No  
 Screen Option = Full Screen Shipped Separately, White 001, AAMA 2604, Fiberglass Mesh Simulated Divided Lite, Equal, Grille Profile = None, 7/8", Putty Style = Exterior Only, Exterior Grille Color = White 001, Clad Grille Finish = 2604, Natural, Pine Interior, w/spacer, Dark Bronze Anodized, 2W2H  
 Vinyl Nail Fin, No Drip Cap  
 4-9/16"  
 U-Factor = 0.3, SHGC = 0.25, CR = 59, VT = 0.44, AI = 0.16, CPD = SIE-N-111-00351-00002, Energy Star Region = NC,SC,S, GapFill1 = ARG, W m 2k = -1  
 Rough Opening Width = 24.75, Rough Opening Height = 77.25  
 Non-Manufacturer Related =  
 Unit 1: Glass Width = 18.53125, Glass Height = 34.0625, Lower Glass Sash Width = 20.90625, Lower Glass Sash Height = 37.96875, Upper Glass Sash Width = 20.90625, Upper Glass Sash Height = 36.73438



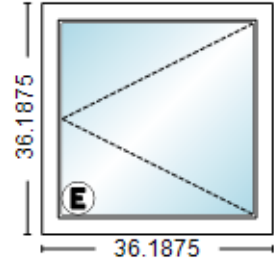
**Rough Opening:** 24.75" X 77.25"  
**Overall Unit Size:** 24" X 76.75"  
**Room Location:** K

QUOTE #	PO #	QUOTE NAME	PROJECT	JOB NAME	BID BY
958559		415 CUMBERLAND AVE	DUCAS CONSTRUCTION		

LINE #	LINE TYPE	DESCRIPTION	QTY	U/M	NET PRICE	EXTENDED
--------	-----------	-------------	-----	-----	-----------	----------

1200-1	WindowAndDoor	PK- 299	2	EA		
--------	---------------	---------	---	----	--	--

Aluminum Clad Wood Windows Casement Left 36.1875 x 36.1875  
 31 x 31, Frame Width = 36.1875, Frame Height = 36.1875, Screen Width = 32.4375, Screen Height = 31.375  
 Complete Unit, Drawing Numbers = , DP Rating = Standard, Product Offering Special Modification = No  
 Color Collection = Show All, Frame Color = White 001, Weatherstrip Color = White, AAMA 2604, Natural, Pine Interior  
 Sash-Panel Color = White 001, Sash-Panel Clad Finish = AAMA 2604, Sash-Panel Weatherstrip Color = White  
 Dual Insulated, Low-E, Standard Bead, Argon Gas = Yes, Spacer Channel = Black Warm Edge Spacer  
 Hardware = Shipped with Unit, Egress, E-Guard Finish (Beige), Encore, Champagne, Window Opening Control Device = No  
 Screen Option = Full Screen Shipped Separately, White, Fiberglass Mesh  
 Vinyl Nail Fin, No Drip Cap  
 4-9/16"  
 U-Factor = 0.29, SHGC = 0.26, CR = 60, VT = 0.46, AI = 0.01, CPD = SIE-N-96-00859-00001, Energy Star Region = NC, GapFill1 = ARG, W m 2k = 1.65  
 Rough Opening Width = 36.9375, Rough Opening Height = 36.6875  
 Non-Manufacturer Related =  
 Unit 1: Glass Width = 31, Glass Height = 31, Sash Width = 34.59375, Sash Height = 34.59375

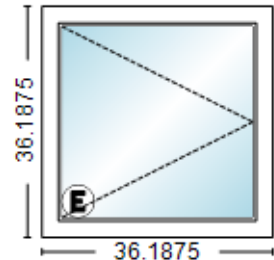


**Rough Opening:** 36.9375" X 36.6875"  
**Overall Unit Size:** 36.1875" X 36.1875"  
**Room Location:** DORMER

LINE #	LINE TYPE	DESCRIPTION	QTY	U/M	NET PRICE	EXTENDED
--------	-----------	-------------	-----	-----	-----------	----------

1300-1	WindowAndDoor	PK- 299	2	EA		
--------	---------------	---------	---	----	--	--

Aluminum Clad Wood Windows Casement Right 36.1875 x 36.1875  
 31 x 31, Frame Width = 36.1875, Frame Height = 36.1875, Screen Width = 32.4375, Screen Height = 31.375  
 Complete Unit, Drawing Numbers = , DP Rating = Standard, Product Offering Special Modification = No  
 Color Collection = Show All, Frame Color = White 001, Weatherstrip Color = White, AAMA 2604, Natural, Pine Interior  
 Sash-Panel Color = White 001, Sash-Panel Clad Finish = AAMA 2604, Sash-Panel Weatherstrip Color = White  
 Dual Insulated, Low-E, Standard Bead, Argon Gas = Yes, Spacer Channel = Black Warm Edge Spacer  
 Hardware = Shipped with Unit, Egress, E-Guard Finish (Beige), Encore, Champagne, Window Opening Control Device = No  
 Screen Option = Full Screen Shipped Separately, White, Fiberglass Mesh  
 Vinyl Nail Fin, No Drip Cap  
 4-9/16"  
 U-Factor = 0.29, SHGC = 0.26, CR = 60, VT = 0.46, AI = 0.01, CPD = SIE-N-96-00859-00001, Energy Star Region = NC, GapFill1 = ARG, W m 2k = 1.65  
 Rough Opening Width = 36.9375, Rough Opening Height = 36.6875  
 Non-Manufacturer Related =  
 Unit 1: Glass Width = 31, Glass Height = 31, Sash Width = 34.59375, Sash Height = 34.59375



**Rough Opening:** 36.9375" X 36.6875"  
**Overall Unit Size:** 36.1875" X 36.1875"  
**Room Location:** DORMER

QUOTE #	PO #	QUOTE NAME	PROJECT	JOB NAME	BID BY
958559		415 CUMBERLAND AVE	DUCAS CONSTRUCTION		

PROJECT	QUOTE
DUCAS CONSTRUCTION	415 CUMBERLAND AVE
Comments:	

**COMPANY**

Unless otherwise noted on the line item, this product is covered under a Sierra Pacific Windows limited warranty. Please see your dealer, the Website WWW.SIERRAPACIFICWINDOWS.COM or our marketing literature for a copy of the applicable limited warranty for specific language, limitations and exclusions.

The pricing on this Quote is valid for 30 days and not intended to be used as a final Invoice. (Contingent on current pricebook) The Quote does not include charges for Shop Drawings.

Sierra Pacific offers a variety of wood species produced in combinations of solid and veneer-wrapped wood parts that have varying grain patterns. Wood characteristics also vary due to the species of the wood. The combination of these items could result in color variations of the finished stained products. Outswing Doors will have a complementary species of wood threshold.

**RATINGS**

Oversized units and certain mulled/stacked configurations have not been tested and therefore have no design pressure (DP) rating. Job-specific engineering analysis may be available for these non-rated units. Please contact your DST group to determine available options for non-tested product. A complete list of tested products is available at WWW.SIERRAPACIFICWINDOWS.COM

The Transcend H3 products do not have a DP rating.

If units are being installed in an area requiring specific DP ratings, the unit must be installed in the exact manner tested, as shown in our certified installation details. These details can be found on the Florida Building Code website at www.floridabuilding.org or can be obtained by contacting Sierra Pacific's Architectural Services Department at 800-433-4873 ext. 1734

Recent building code changes require the addition of limiting devices on any operating unit installed where the finished clear opening of the unit is within 24" of the floor and is more than 72" above the finished grade or other surface below the window. Please check with your local building department to determine if this code is a requirement in your jurisdiction and order units accordingly.

**THERMAL PERFORMANCE**

This quote may contain glazing options that include coating 'i89'. These glazing options may create an increased risk of room side glass condensation in areas where the winter outdoor temperatures are below freezing (32°F/0°C).

**We Appreciate Your Business!**