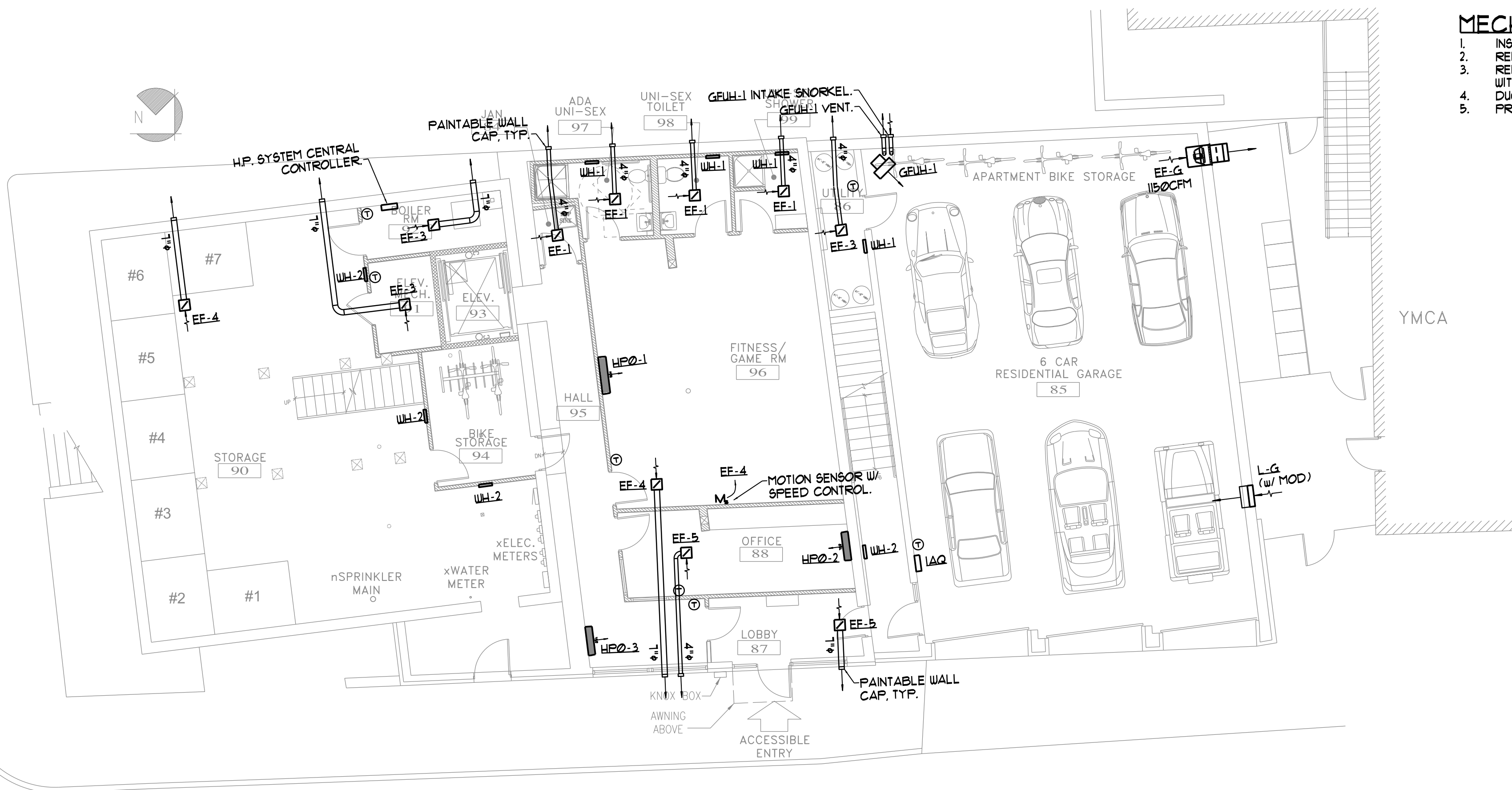


**FIRST FLOOR MECHANICAL PLAN**  
SCALE - 1/8"=1'-0"

**MECHANICAL NOTES**


1. INSTALL DAMPERS IN ACCESSIBLE LOCATIONS OR PROVIDE ACCESS PANELS.
2. REFER TO REFRIGERANT SYSTEM SCHEMATICS FOR PIPING CONFIGURATION AND SIZES.
3. REFRIGERANT PIPING BETWEEN INDOOR AND OUTDOOR UNITS SHALL BE FIELD ROUTED WITH CONFIGURATION SIMILAR TO SCHEMATICS, VERIFY FINAL LAYOUT WITH MANUFACTURER.
4. DUCTWORK SHALL BE ROUTED IN FLOOR TRUSS SPACE WHEREVER POSSIBLE.
5. PROVIDE CRD's AND FD's AS REQUIRED AT RATED WALL AND FLOOR PENETRATIONS.




**LOWER LEVEL MECHANICAL PLAN**  
SCALE - 1/8"=1'-0"

**MECHANICAL NOTES**

1. INSTALL DAMPERS IN ACCESSIBLE LOCATIONS OR PROVIDE ACCESS PANELS.
2. REFER TO REFRIGERANT SYSTEM SCHEMATICS FOR PIPING CONFIGURATION AND SIZES.
3. REFRIGERANT PIPING BETWEEN INDOOR AND OUTDOOR UNITS SHALL BE FIELD ROUTED WITH CONFIGURATION SIMILAR TO SCHEMATICS, VERIFY FINAL LAYOUT WITH MANUFACTURER.
4. DUCTWORK SHALL BE ROUTED IN FLOOR TRUSS SPACE WHEREVER POSSIBLE.
5. PROVIDE CRD's AND FD's AS REQUIRED AT RATED WALL AND FLOOR PENETRATIONS.



ALPHAarchitects  
17 CHESTNUT STREET  
PORTLAND, ME 04101  
PHONE: 207.761.9500  
FAX: 207.761.9595  
design@alphaarchitects.com



**BENNETT  
ENGINEERING**  
MECHANICAL • ELECTRICAL  
(207) 866-9475

**Station 415**  
415 Cumberland Avenue  
Portland, ME. 04101

JOB: 16110

ISSUE DATE	
PRELIM	01-17-16
SFMO	-
CD's	-
REV. 1	-
REV. 2	-
PRINT	09-30-16

LOWER LEVEL & FIRST  
FLOOR MECHANICAL  
PLANS

**M1.0**

FOR PERMIT 09-30-16