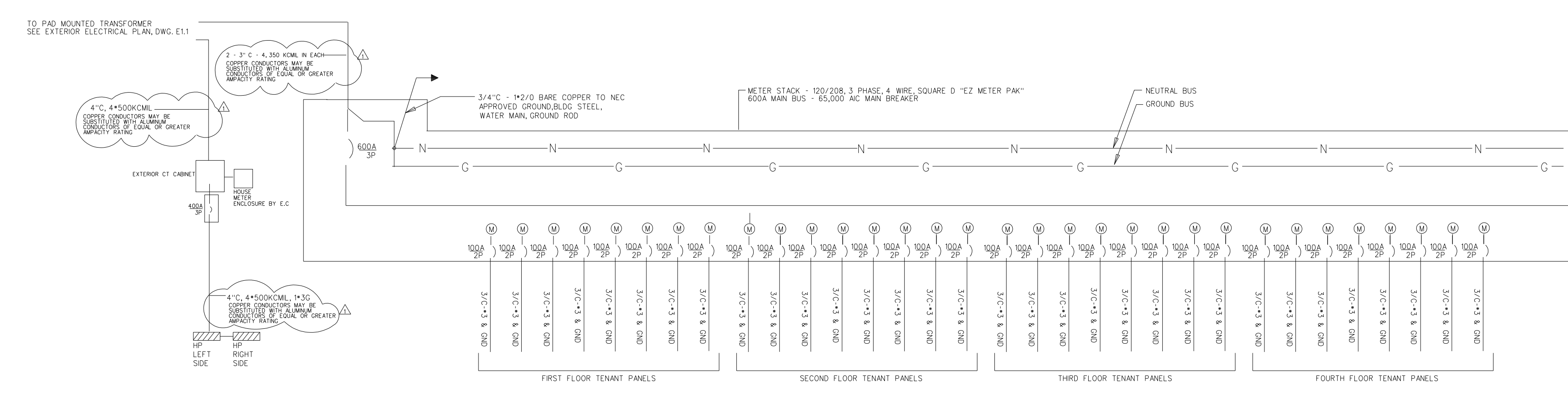
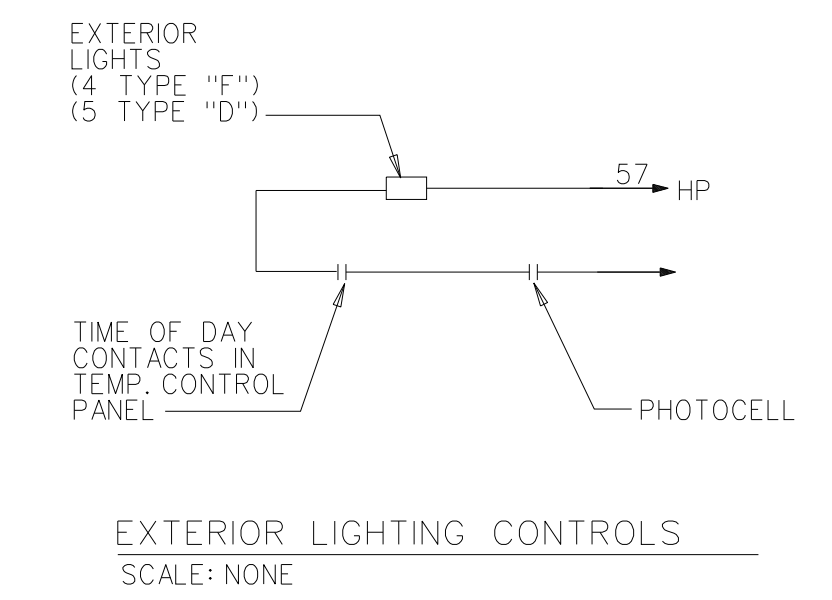
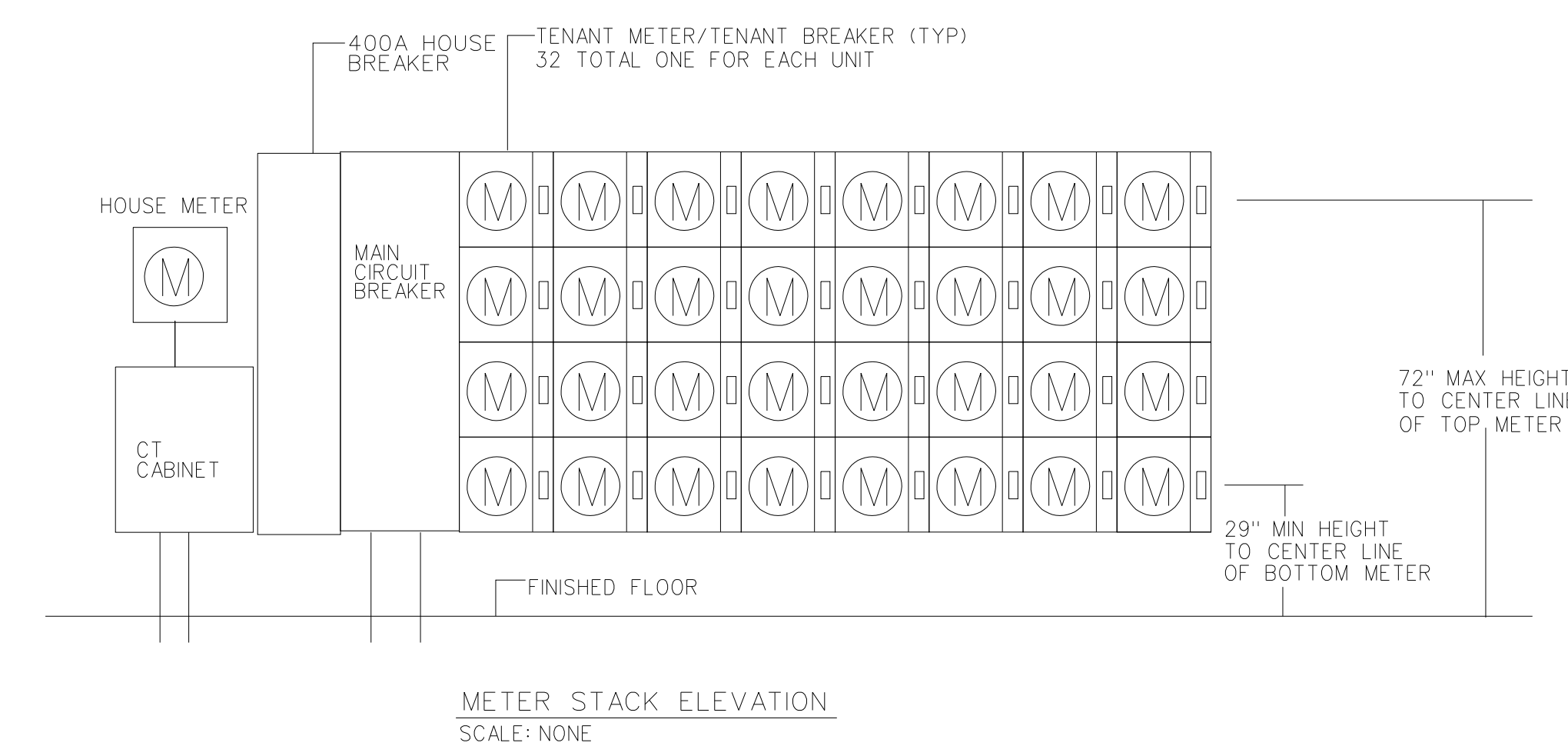


LIGHTING FIXTURE SCHEDULE			
TYPE	DESCRIPTION	LAMPS QUANTITY & TYPE	REMARKS
A	TERON *EE326QE-120	3 - 32W Q	CEILING SURFACE.
B	COLUMBIA *WC4-332-3EB8LH-120	2 - F32T8/SPX35	SURFACE MOUNTED WRAPAROUND
C	COLUMBIA *WC4-332-3EB8LH-120	2 - F32T8/SPX35	WALL MOUNTED WRAPAROUND. MOUNT ABOVE DOORS AND WINDOWS
D	LITHONIA *TWA-100M-120	1 - 100W MH	WALLPACK. MOUNT @ 4'-8" ABOVE 1ST FLOOR TO CENTER OF FIXTURE. COLOR BY ARCHITECT
E	ATLIGHT *PNL-R-U	LEDS FURNISHED WITH FIXTURE	UNIVERSAL CEILING, END, WALL MOUNT. SINGLE OR DOUBLE FACE.
F	LITHONIA *LP8H-100M-8LF73-120	1 - 100W MH	RECESSED DOWNLIGHT WITH LENS-UL DAMP
G	PROGRESS *P7007-30EB (120V)	1 - F17T8	MOUNT UNDERCABINET, 2" FROM WALL
H	PRESCOLITE *WB4	1 - 75W A-19	WALL MOUNT IN ELEVATOR PIT
J	LITHONIA *2GT8-2U31-A12-120-GEB	2 - U31T8/SPX35	RECESSED 2'X2' TROFFER

SYMBOL LEGEND

- LOAD CENTER, 120/208V, 1PHS, 3WIRE
- POWER PANEL 120/208, 3PHS, 4WIRE
- ELECTRIC MOTOR DRIVEN EQUIPMENT
- UNFUSED DISCONNECT SWITCH - 250 VOLT SIZE & NO. POLES AS NOTED.
- COMBINATION CIRCUIT BREAKER & MAGNETIC MOTOR STARTER - NEMA SIZE 1 W/4 AUX. CONTACTS AND HAND-OFF-AUTO SWITCH W/RED POWER ON PILOT LIGHT.
- SM MANUAL MOTOR STARTER SWITCH WITH THERMAL OVERLOAD DEVICE, MOUNTED AT UNIT
- JUNCTION BOX - "H" DENOTES RANGE HOOD, "DS" DENOTES DISPOSAL, "DW" DENOTES DISHWASHER, "R" DENOTES REFRIGERATOR
- LIGHTING FIXTURES- CAPITAL LETTERS DENOTE TYPE AS PER LIGHTING FIXTURE SCHEDULE. LOWER CASE LETTERS INDICATE SWITCH CONTROL - "ob" INDICATES INBOARD LAMPS CONTROLLED BY SWITCH "b"-OUTBOARD CONTROLLED BY SWITCH "o" DIAGONAL INDICATES NIGHT LIGHT (UNSWITCHED)
- EXIT LIGHT FIXTURE-UNSWITCHED (TYPE "E")
- SELF CONTAINED EMERGENCY LIGHTING UNIT W/ 2 HEADS. PRESCOLITE *EMAX, 12 WATTS FOR 90 MIN. - UNSWITCHED
- RACEWAY & WIRING, MC OR NM CABLE RUN CONCEALED IN WALLS/CEILING.
- RACEWAY & WIRING RUN EXPOSED
- RACEWAY & WIRING RUN CONCEALED UNDER FLOOR OR BELOW FINISH GRADE
- HOME RUN TO PANEL- ARROWS INDICATE QUANTITY OF CIRCUITS- NUMERALS DENOTE CIRCUIT NUMBERS
- BRANCH CIRCUIT WIRING SHALL CONSIST OF 2*12, 1*12G, 1/2"C UNLESS OTHERWISE NOTED. ASTERISK INDICATES *10 AWG FOR ALL CIRCUITS CONTAINED IN HOMERUN.
- RANGE OUTLET-50A, 250V, 3 WIRE-FLUSH MOUNT 18" AFF
- DRYER OUTLET-30A, 250V, 3 WIRE-FLUSH MOUNT 18" AFF
- SINGLE POLE SWITCH, 120 VOLT, 20 AMP, SPEC GRADE, GROUNDING TYPE, MOUNT 48" AFF, 3-3-WAY, 4-4-WAY, P-PILOT, WP-WEATHERPROOF. LOWER CASE LETTER INDICATES FIXTURE OR CONTROLLED LOAD. PILOT LIGHT SWITCHES SHALL BE PROVIDED W/ ENGRAVED NAMEPLATE IDENTIFYING USE.
- S_B BURNER EMERGENCY SWITCH - RED WITH RED PLATE SURFACE MOUNT 72" AFF.
- D_E DUPLEX RECEPTACLE - 20A, 125V SPEC GRADE GROUNDING TYPE AND MATCHING PLATE - MOUNT 24" AFF. "D" DENOTES DOUBLE DUPLEX
- D_{GF} DUPLEX RECEPTACLE- GROUND FAULT OUTLET 20A, 125V- WITH MATCHING PLATE FURNISHED W/ OUTLET. FLUSH MOUNTED 45" AFF EXCEPT AS NOTED.
- WP WEATHERPROOF
- FIRE ALARM HEAT DETECTOR, FIXED TEMPERATURE 135°F -120 VOLTS
- 200°F FIRE ALARM HEAT DETECTOR, FIXED TEMPERATURE 200°F
- SMOKE DETECTOR, PHOTOELECTRIC TYPE- SYSTEM CONNECTED, "ER" - ELEVATOR RECALL
- APARTMENT SMOKE DETECTOR ANNUNCIATOR - AT RECEPTION
- FIRE ALARM CONTROL PANEL SURFACE MOUNT 78" AFF TO TOP
- FIRE ALARM PULL STATION MOUNT 48" AFF
- FIRE ALARM AUDIO/VISUAL, MOUNT 6'-8" AFF - "MH" DENOTES MINIHORN NUMERALS DENOTE CANDELA RATINGS
- FIRE ALARM VISUAL STROBE ONLY - MOUNT 6'-8" AFF NUMERALS DENOTE CANDELA RATINGS
- DIGITAL ALARM COMMUNICATOR TRANSMITTER
- INTERCOM PANEL IN UNIT
- INTERCOM PANEL
- ELECTRIC DOOR RELEASE
- SPRINKLER SYSTEM FLOW SWITCH - INSTALLED BY SPRINKLER CONTRACTOR - WIRED BY E.C.
- SPRINKLER SYSTEM TAMPER SWITCH
- LIGHTING CONTACTOR-SEE DETAIL ON THIS SHEET
- TELEPHONE OUTLET AND CTV OUTLET IN THE SAME SINGLE GANG BOX. E.C. SHALL PROVIDE CTV CABLE BACK TO SERVICE BOX AND 1-4 PAIR TELEPHONE CABLE BACK TO TEL. BACKBOARD.
- TELEPHONE CONNECTION MOUNT 18" AFF - W/1-4 PAIR CABLE TO TEL. BACKBOARD. "W" INDICATES WALL MOUNTED AT 48"
- COMBINATION VOICE/DATA JACK- (2) CAT 5E JACKS WITH MATCHING PLATE. RUN (2) CAT5E CABLES BACK TO ELECTRICAL ROOM (1) VOICE & (1) DATA. TERMINATE, LABEL AND TEST.



ONE LINE DIAGRAM
SCALE: NONE

YMCA APARTMENTS at 231 HIGH STREET
High Street - Portland, Maine

Project No: 03407.ysh
Drawing Title: POWER RISER LEGEND AND SCHEDULES

Scale: 1/4"=1'-0"
Date: DECEMBER 10, 2004
Revisions:
1 VALUE ENGINEERING REV. 5 12-10-04

Drawing Number: **E3.2**