





































CASEMENT

Operator / Stationary Units

MO (mm)	1'-6" (457)	2'-0" (610)	2'-6" (762)	3'-0"
RO (mm)	1'-6" (457)	2'-0" (610)	2'-6" (762)	3'-0"
FS (mm)	1'-5 1/2" (445)	1'-11 1/2" (597)	2'-5 1/2" (749)	2'-0"
DLO (mm)	1153/64" (300)	1753/64" (453)	2353/64" (605)	2953/64"
1'-11 3/4" (603) 2'-0" (610) 1'-11 1/2" (597) 1753/64" (453)	 IFCA1620	 IFCA2020	 IFCA2620*	 IFCA3020
2'-5 3/4" (756) 2'-6" (762) 2'-5 1/2" (749) 2353/64" (605)	 IFCA1626	 IFCA2026	 IFCA2626*	 IFCA3026
2'-11 3/4" (908) 3'-0" (914) 2'-11 1/2" (902) 2953/64" (757)	 IFCA1630	 IFCA2030	 IFCA2630*	 IFCA3030
3'-5 3/4" (1060) 3'-6" (1067) 3'-5 1/2" (1054) 3553/64" (910)	 IFCA1636	 IFCA2036	 IFCA2636*	 IFCA3036
3'-11 3/4" (1213) 4'-0" (1219) 3'-11 1/2" (1207) 4153/64" (1062)	 IFCA1640	 IFCA2040	 IFCA2640 E*	 IFCA3040
4'-5 3/4" (1355) 4'-6" (1372) 4'-5 1/2" (1359) 4753/64" (1215)	 IFCA1646	 IFCA2046	 IFCA2646 E*	 IFCA3046
4'-11 3/4" (1518) 5'-0" (1524) 4'-11 1/2" (1511) 5353/64" (1367)	 IFCA1650	 IFCA2050	 IFCA2650 E*	 IFCA3050
5'-5 3/4" (1670) 5'-6" (1676) 5'-5 1/2" (1664) 5953/64" (1519)	 IFCA1656	 IFCA2056	 IFCA2656 E*	 IFCA3056
5'-11 3/4" (1822) 6'-0" (1829) 5'-11 1/2" (1816) 6553/64" (1672)	 IFCA1660 T	 IFCA2060 T	 IFCA2660 ET*	 IFCA3060 ET*

Details and Elevations not to scale.

Special sized units available within product size matrix. See your Integrity® retailer.

E = These windows meet National Egress Codes for fire evacuation. Local codes may differ.

T = Standard Tempered

Obscure Glass option available on all units.

GBG available in standard Rectangular lite cut, shown above. Other GBG lite cuts shown on page 35.

* These units may optionally include a window opening control device tested to ASTM F209 which can be released from the inside without use of a key, tool, special knowledge, or force greater than that required for normal unit operation.
See page 87 for specific PG Ratings.