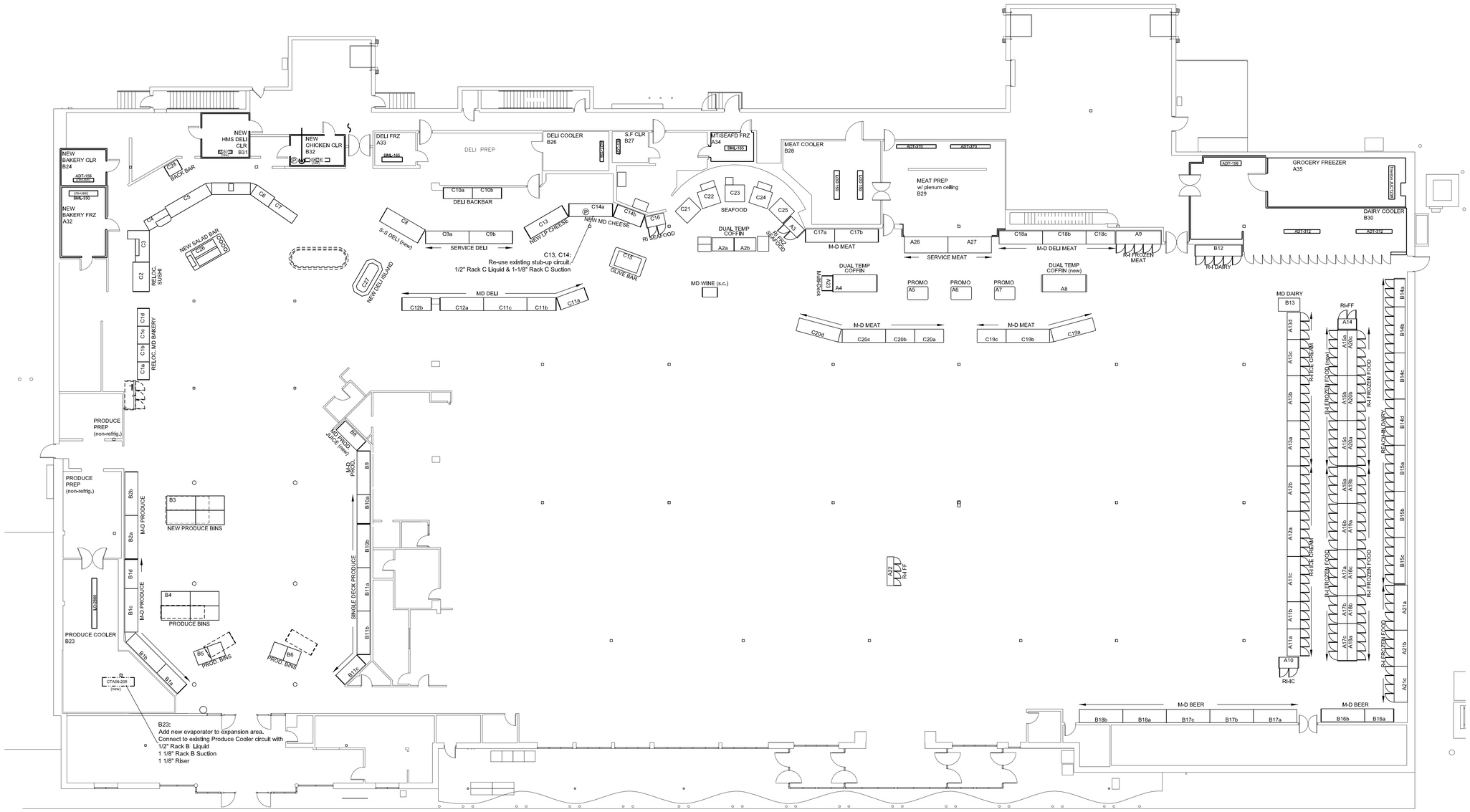

LEGEND/NOTES

REFRIGERATION #'S:

AA=* ediding Rack A (+35F suction)

AB=* ediding Rack A (+25F suction)

B=* Rack B (+20F suction)

C=* Rack B (+15F suction)

PIPING SYMBOLS:

- ABOVE SLAB PIPING
- BELOW SLAB PIPING
- PIPE TERMINATION
- RISERS
- MACHINE ROOM CONNECTIONS
- FULL PORT BALL VALVES, TO MATCH LINESIZE
  INSTALL 1/4" ANGLE VALVE ON EVAP SIDE
  NOTE: INSTALL BALL VALVES AS NEAR TO GROUND LEVEL AS POSSIBLE.
- 1/4" ANGLE VALVE WITH DANFOSS PRESSURE TRANSDUCER
  Valve / Transducer Installation notes:
  1) Valves shall be provided by refrigeration contractor.
  Use MUELLER valve #B34287 (no substitutes allowed)
  2) Pressure transducers shall be provided by Hannaford.
  3) Install valves & transducers on evaporator suction line,
  upstream of EPR (if used) and suction isolation valve, as shown by the R1 drawings.
  Field verify locations of pressure transmitters with the Hannaford controls contractor.

KEYED NOTES:

1. INSTALL PIPING PER "REFRIGERATION SYSTEMS PIPING & INSTALLATION SPECIFICATION", ON R2 DRAWING.
2. CONTRACTOR SHALL PROVIDE ALL BALL VALVES SHOWN.
3. BUNDLED VERTICAL PIPING AS TIGHTLY AS POSSIBLE. BOX-OUT PER OWNER'S INSTRUCTIONS.
4. DROP ALONG COLUMN LINE.
5. CONNECT TO CASES ALONG TOP OF LINEUP.
6. INSTALL DANFOSS AKV EEV ON EXISTING CASE OR EVAPORATOR, SUPPLIED BY REFRIGERATION CONTRACTOR.

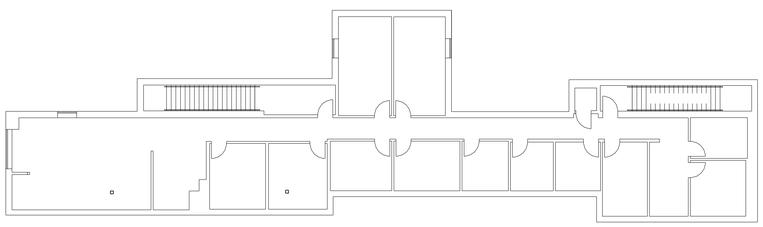

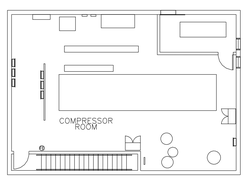

BOYKO ENGINEERING
JAMES BOYKO, P.E.
110 Gorham Industrial Parkway
Gorham, Maine 04038
tel. (207) 856-1900
fax. (207) 856-1999

REVISIONS

NUMBER	DATE	BY	DESCRIPTION
0	1/14/16	BY	Expanded produce cooler, issued for construction

Date: MAY, 2015
Drawn By: PDS
Checked By: BEI
Project Mgr: BEI
Project No:
Cad File: Portland Refrigeration.dwg
Scale: 0 1"

© copyright 2015 Boyko Engineering, Inc.

REFRIGERATION PIPING ~ SALES AREA LINESIZING

HANNAFORD SUPERMARKET & PHARMACY
295 FOREST AVENUE
PORTLAND, MAINE

R1-0

A1
3/32" = 1'-0"