

11/25/2011 8:58:44 AM

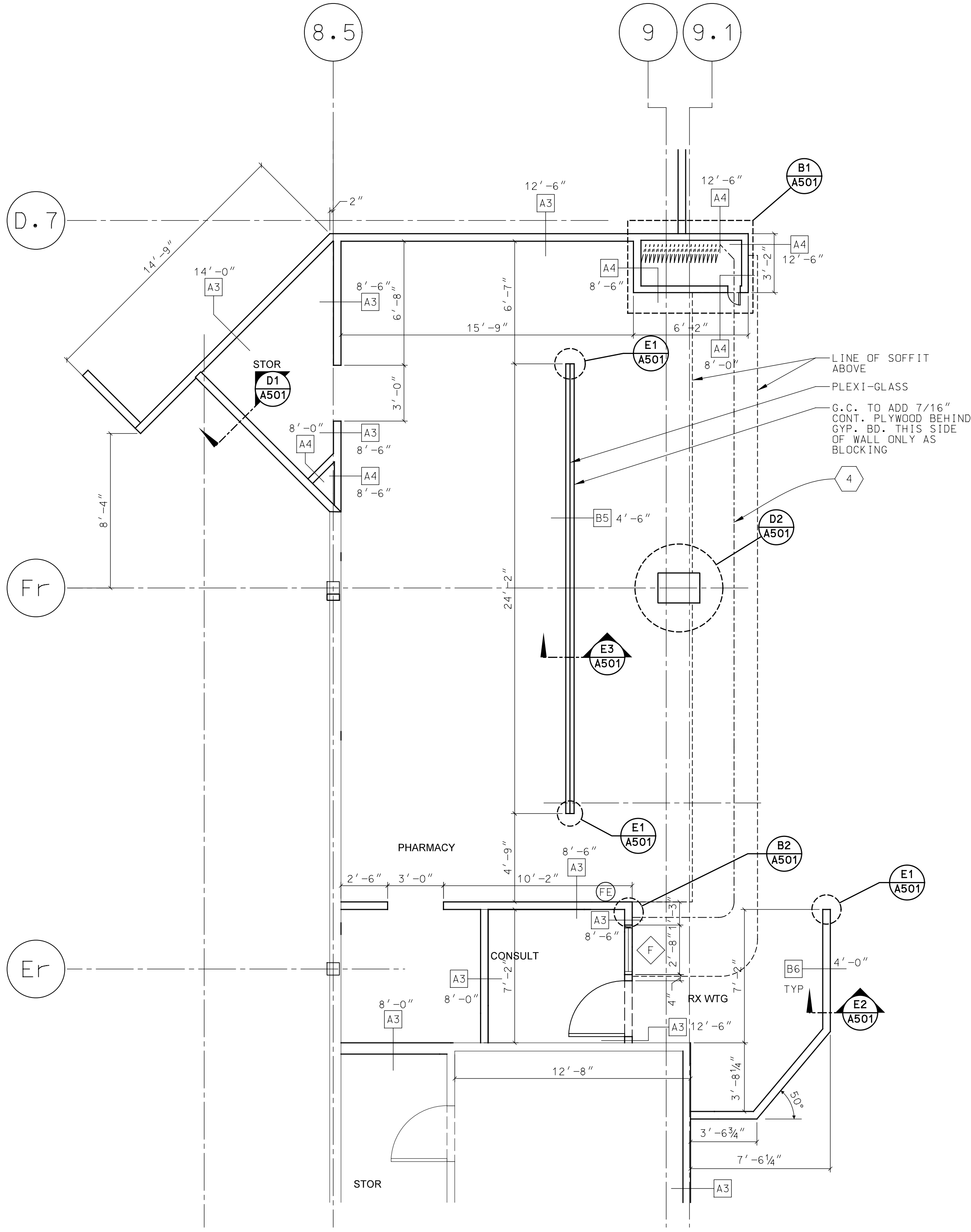
A

B

C

D

E



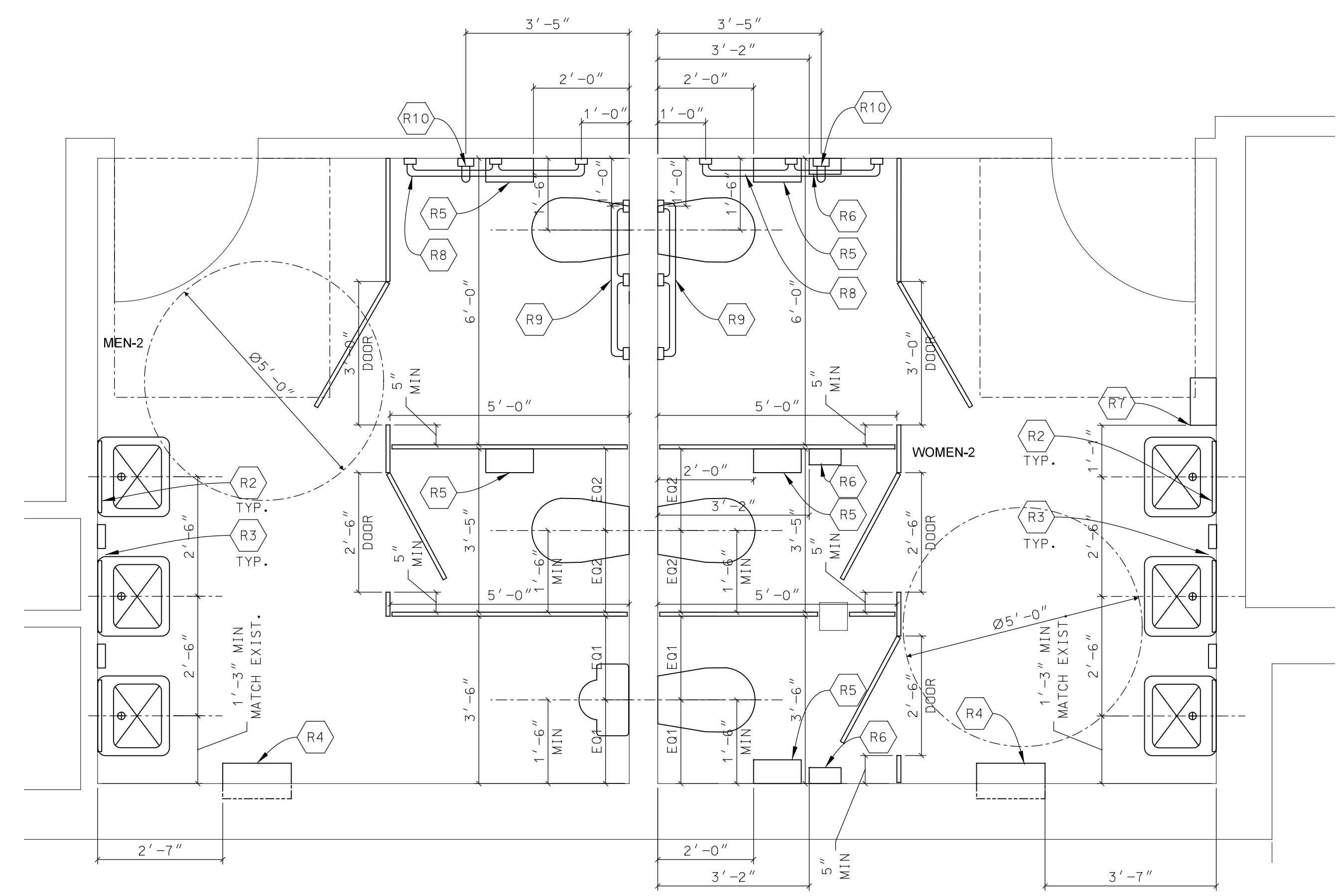
1 PHARMACY ENLARGED PLAN
1/4" = 1'-0"

GENERAL NOTES FOR PART PLANS:
 A. REFER TO A101 FOR DIMENSIONS
 B. REFER TO GENERAL NOTES ON A101

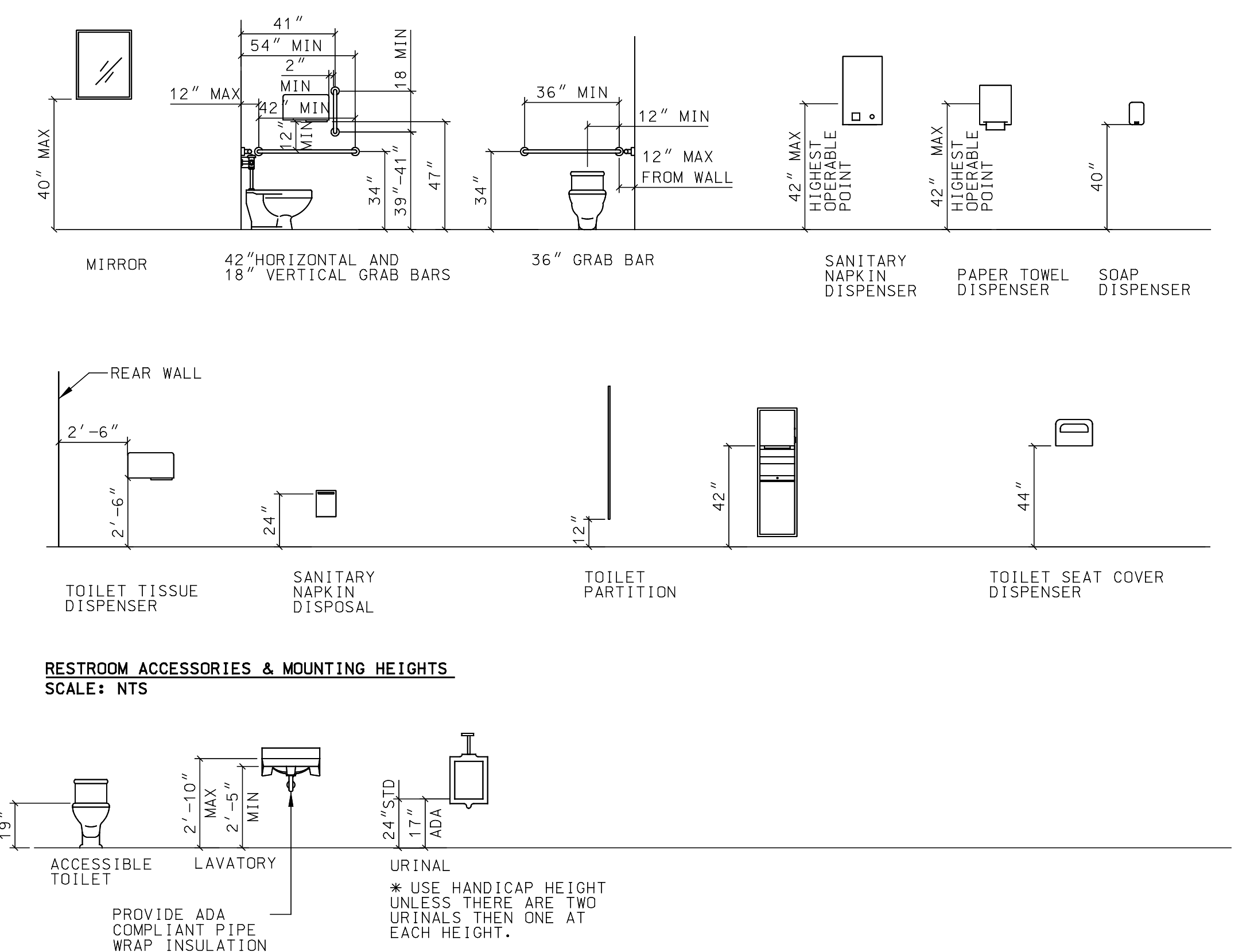
ENLARGED PLANS KEY NOTES:

1. NOT USED
2. NOT USED
3. NOT USED
4. CENTERLINE OF PHARMACY SIDE FOLDING GRILLE
5. NOT USED
6. NOT USED
7. NOT USED
8. NOT USED
9. NOT USED
10. NOT USED
11. REMOVE ACCESS PANEL AND INFILL EXISTING OPENING W/ PARTITION TO MATCH EXISTING RATED ROOM PARTITION
12. REMOVE EXISTING LOUVER AND INFILL EXISTING OPENING AS REQ'D. COORD. W/ NEW LOUVER SIZE
13. REMOVE EXISTING MASONRY BOTTOM COURSE(S) AS REQ'D FOR INSTALLATION OF NEW LOUVER. NEW LOUVER TO BE INSTALLED SO AS TO BE REMOVABLE. NEW LOUVER TO BE 2'-0" WIDE X 6'-8" HIGH
14. REMOVE EXISTING MASONRY COURSE(S) AS REQUIRED FOR INSTALLATION OF NEW WALL MOUNTED FAN. WALL OPENING TO BE 17" X 17" ABOVE GENERATOR'S EXHAUST DRAINING. SEE MECHANICAL FOR ADDITIONAL INFO. SEE STRUCTURAL FOR LINTEL INFO.
15. ALIGN FACE OF NEW WALL W/ FACE OF EXIST. COLUMN ENCLOSURE

ENLARGED PLANS LEGEND:
 FIRE EXTINGUISHER (FB)
 KEY NOTES (X)
 WALL TYPE/HEIGHT (X'-X")
 WINDOW TYPES (SEE DWG A601)



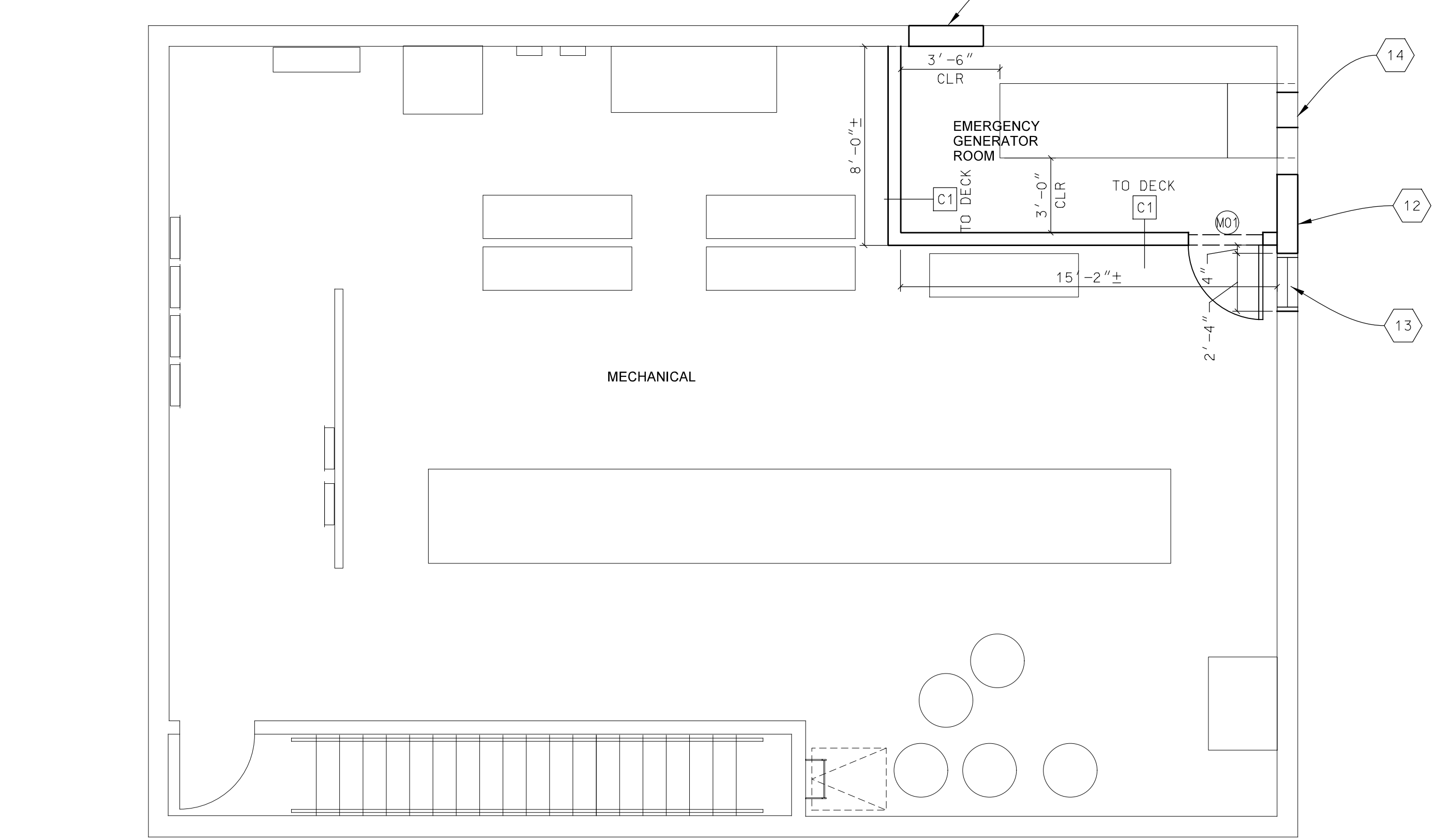
2 ASSOCIATE TOILETS ENLARGED PLAN
1/2" = 1'-0"



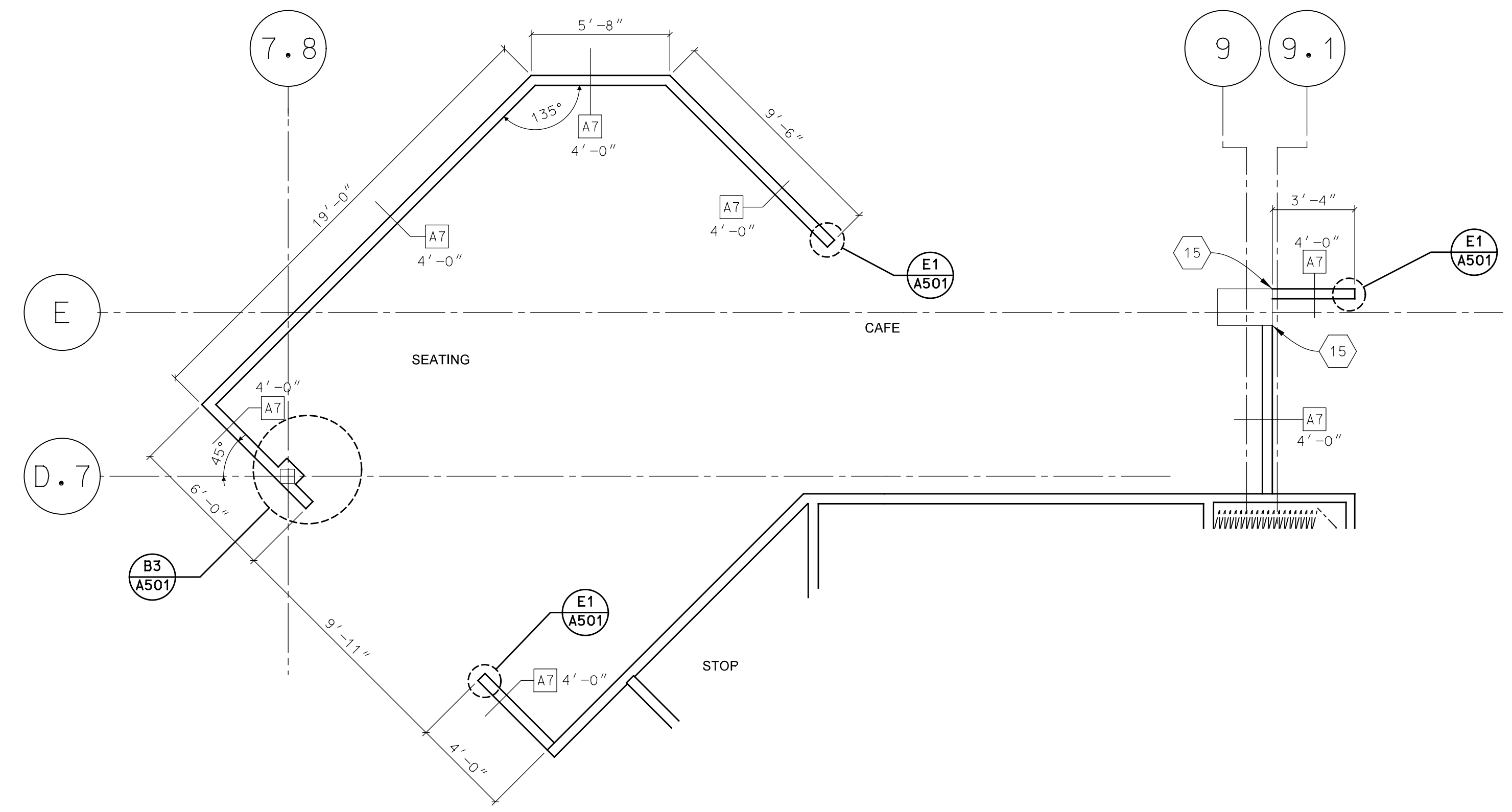
PLUMBING FIXTURE MOUNTING HEIGHTS
 SCALE: NTS
 NOTE:
 1. REFER TO SPECIFICATIONS FOR RESTROOM ACCESSORY MANUFACTURERS AND MODEL NUMBERS.
 2. PROVIDE WOOD BLOCKING WITHIN WALL FOR ALL WALL MOUNTED ACCESSORIES. (TYP.)

BESTROOM KEY NOTES:

- R1. NOT USED
- R2. MIRROR TO BE CENTERED OVER SINK (TYP)
- R3. SOAP DISPENSER TO BE PLACED BETWEEN EACH SINK (TYP)
- R4. PAPER TOWEL DISPENSER & TRASH RECEPTACLE (TYP)
- R5. TOILET PAPER DISPENSER (TYP)
- R6. SANITARY NAPKIN DISPOSAL (TYP WOMENS ROOM ONLY)
- R7. SANITARY NAPKIN DISPENSER (TYP WOMENS ROOM ONLY)
- R8. 42" GRAB BAR (SEE FIXTURE HEIGHT DETAIL ABOVE)
- R9. 36" GRAB BAR (SEE FIXTURE HEIGHT DETAIL ABOVE)
- R10. 18" VERTICAL GRAB BAR (SEE FIXTURE HEIGHT DETAIL ABOVE)



3 MECHANICAL MEZZANINE ENLARGED PLAN
1/4" = 1'-0"



4 CAFE/SEATING ENLARGED PLAN
1/4" = 1'-0"

No.	Date	Revision
3	11/18/11	ISSUED FOR CONSTRUCTION
2	10/21/11	ISSUED FOR HANNAFORD LOOK REVIEW
1	09/26/11	ISSUED FOR HANNAFORD LOOK REVIEW
0	09/26/11	ISSUED FOR HANNAFORD LOOK REVIEW

REMODEL HANNAFORD
 SUPERMARKET & PHARMACY
 STORE #8351 - 295 FOREST AVENUE
 PORTLAND, MAINE 04101

Hannaford Bros. Co.

JACOBS
 ENGINEERING GROUP, INC.
 5700 Major Boulevard, Suite 400
 Portland, Maine 04103
 Phone: 407-903-5201 Fax: 407-903-5195

Prepared By:
 Sealt:
 ARCHITECT OF RECORD
 NAME: FLOYD W. MCCOLLUM, JR., AIA
 MAINE LICENSED ARCHITECT: 3850

ENLARGED PLANS AND MISC DETAILS
 Scale: AS NOTED
 Date: 10/21/11
 Designed by: I ESHAK
 Drawn by: I ESHAK
 Checked by: S OUELLETTE

Drawing No.
A401
 Project No.
PYR0300
 IBC-PORTLAND, ME