


APOTHECARY BY DESIGN - RETAIL PHARMACY, NON-STERILE COMPOUNDING LAB RENOVATIONS

84 MARGINAL WAY

PORTLAND, MAINE

DRAWING INDEX

NO.	DESCRIPTION	DATE	BY	REVISED	CHECKED	DATE	BY	REVISED	CHECKED	DATE	BY	REVISED	CHECKED
G101	TITLE SHEET & DRAWING INDEX												
G102	CODE REVIEW, LIFE SAFETY PLAN												
6-28-13 PRICING SET													
A101	PROPOSED NUTRACEUTICAL & COMPOUNDING EXPANSION												



**Gawron
Turgeon**
ARCHITECTS

29 Black Point Road
Scarborough, Maine 04074
www.gawronturgeon.com
207-883-6307 tel 207-883-0361 fax

APOTHECARY BY DESIGN -
RETAIL PHARMACY & NON-STERILE
COMPOUNDING LAB
84 MARGINAL WAY, PORTLAND, MAINE

REVISIONS	
#	DESCRIPTION

DATE:	6.28.13
PROJECT #:	010213
DRAWN BY:	LAP
CHECKED BY:	MET
DRAWING SCALE:	N.A.

SHEET TITLE

TITLE SHEET &
DRAWING INDEX

G101

© COPYRIGHT 1985-2013
REPRODUCTION OR RESALE OF THIS
DOCUMENT WITHOUT WRITTEN
PERMISSION OF GAWRON TURGEON
ARCHITECTS IS PROHIBITED

ABBREVIATIONS

ALUM OR AL ALUMINUM	GALV GALVANIZED	S SOUTH	SC SHOWER CURTAIN
AMP ACT ACOUSTICAL WALL PANEL	GB GRAB BARS	SD SCHEDULE	SD SOAP DISPENSER
BIT BITUMINOUS	GC GENERAL CONTRACTOR	SD SCHEDULE	SD SCHEDULE
BM BENCH MARK	GWB GYPSUM WALL BOARD	SECT SECTION	SECT SECTION
BOT BOTTOM	HC HANDICAP	SHT SHEET	SHT SHEET
BRG BEARING	HD HD WD HARDWOOD	SIM SIMILAR	SIMILAR SANITARY NAPKIN DISPOSAL
BRK BRICK	HR HEADER	SND SQUARE	SND SQUARE
C CABINET	HW HOWE HOLLOW METAL	SQ SQUARE	SQ SQUARE
CB CHALK BOARD	HZ HORIZONTAL	SSS SYNTHETIC SPORTS SURFACE	SSS SYNTHETIC SPORTS SURFACE
CC ACOUSTICAL CEILING TILE	HT HEIGHT	STD STANDARD	STD STANDARD
CD CENTER TO CENTER	HD INSIDE DIAMETER	STL STEEL	STL STEEL
CH CONCRETE HARDENER	ID INSIDE FACE	STR STRUCTURAL	STR STRUCTURAL
CJ CONTROL JOINT	IF INCHES	SV SHEET VINYL	SV SHEET VINYL
CL CENTER LINE	INT INSULATION	T TEMPERED (GLASS)	T TEMPERED (GLASS)
CLG CEILING	INT INTERIOR	TB TACK BOARD	TB TACK BOARD
CMU CONCRETE MASONRY UNITS	INT INTERIOR	THK THICKNESS	THK THICKNESS
CONC CONCRETE	INT INTERIOR	TO TOP OF	TO TOP OF
CONT CONTINUOUS CONSTRUCTION	INT INTERIOR	TOT TOP OF BEAM	TOT TOP OF BEAM
CONSTR CONSTRUCTION	INT INTERIOR	TOP TOP OF MASONRY	TOP TOP OF MASONRY
CONTR CONTRACTOR	INT INTERIOR	TOW TOP OF WALL	TOW TOP OF WALL
CT CERAMIC TILE	INT INTERIOR	TP TOILET PAPER DISPENSER	TP TOILET PAPER DISPENSER
CT CONTINUOUS CONSTRUCTION	INT INTERIOR	TP TOILET PAPER DISPENSER	TP TOILET PAPER DISPENSER
DBL DOUBLE	INT INTERIOR	TYP TYPICAL	TYP TYPICAL
DF DRINKING FOUNTAIN	INT INTERIOR	UNO UNLESS NOTED OTHERWISE	UNO UNLESS NOTED OTHERWISE
DIA DIAMETER	INT INTERIOR	VB VAPOR BARRIER	VB VAPOR BARRIER
DM DIMENSION	INT INTERIOR	VCT VINYL COMPOSITION TILE	VCT VINYL COMPOSITION TILE
DNA DOES NOT APPLY	INT INTERIOR	VERT VERTICAL	VERT VERTICAL
DTL DETAIL	INT INTERIOR	WVC VINYL WALL COVERING	WVC VINYL WALL COVERING
DWG DRAWING	INT INTERIOR	W WEST	W WEST
E EAST	INT INTERIOR	WC WATER CLOSET	WC WATER CLOSET
EA EACH	INT INTERIOR	WD WOOD	WD WOOD
EF EACH FACE	INT INTERIOR		
EJ EXPANSION JOINT	INT INTERIOR		
EL ELEVATION	INT INTERIOR		
ELEC ELECTRICAL	INT INTERIOR		
ELEV ELEVATOR	INT INTERIOR		
EMHO ELECTROMAGNETIC HOLD OPEN	INT INTERIOR		
EQ EQUAL	INT INTERIOR		
EW EACH WAY	INT INTERIOR		
EWC ELECTRIC WATER COOLER	INT INTERIOR		
EXIT OR (E) EXISTING	INT INTERIOR		
EXP EXPANSION	INT INTERIOR		
EXT EXTERIOR	INT INTERIOR		
FD FLOOR DRAIN	INT INTERIOR		
FDN FOUNDATION	INT INTERIOR		
FE FIRE EXTINGUISHER	INT INTERIOR		
FEE FINISH FLOOR ELEVATION	INT INTERIOR		
FIN FL OR FF FINISH FLOOR	INT INTERIOR		
FIN GR FINISH GRADE	INT INTERIOR		
FL FLOOR	INT INTERIOR		
FR FIRE RATING	INT INTERIOR		
FRMG FRAMING	INT INTERIOR		
FT FEET (FOOT)	INT INTERIOR		
FV FIELD VERIFY	INT INTERIOR		
FWC FABRIC WALL COVERING	INT INTERIOR		
G GRANITE	INT INTERIOR		
GA GAUGE	INT INTERIOR		

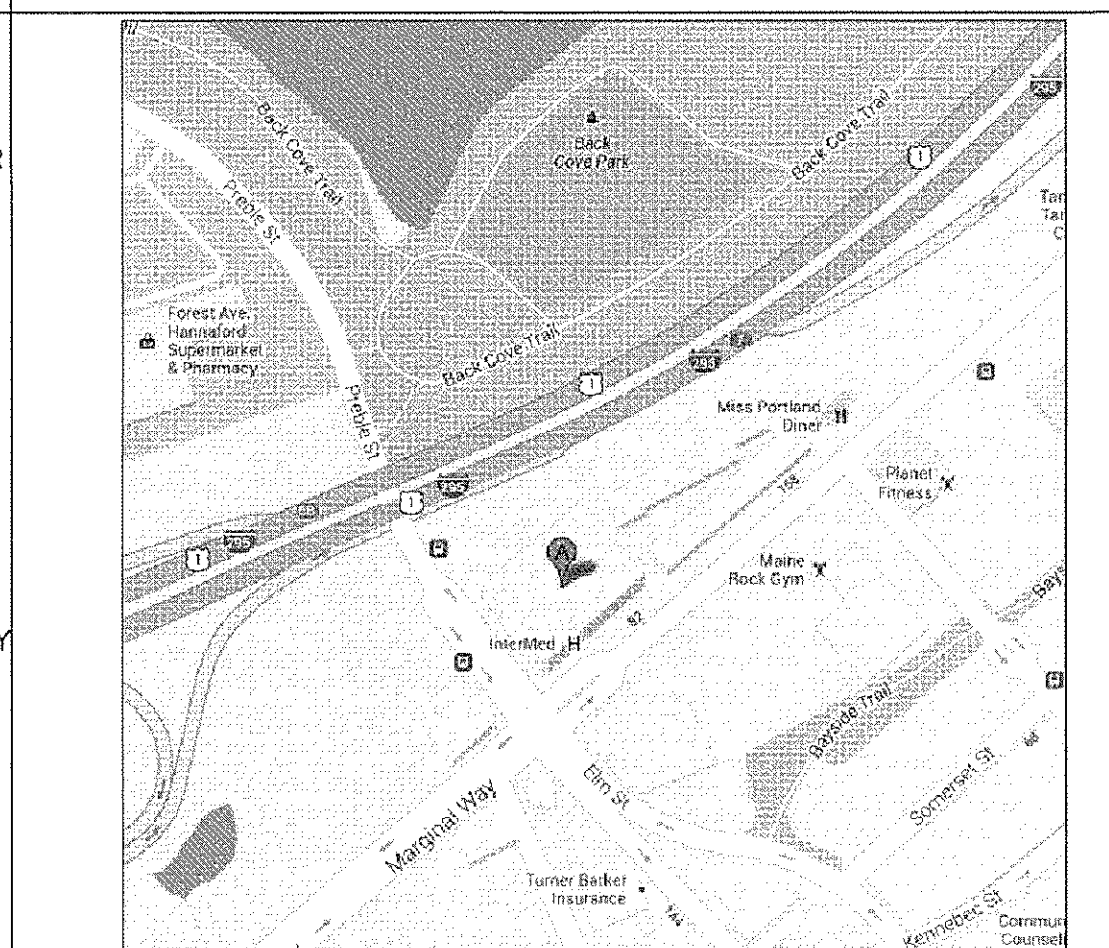
LEGEND

	BUILDING SECTION MARKER
	CEILING TAG
	COLUMN CENTER LINE
	DETAIL MARKER
	DOOR TAG
	EXTERIOR ELEVATION
	INTERIOR ELEVATION
	PLANT TAG
	REVISION CLOUD WITH TAG
	ROOM TAG
	SECTION MARKER
	WALL TYPE
	WINDOW TAG

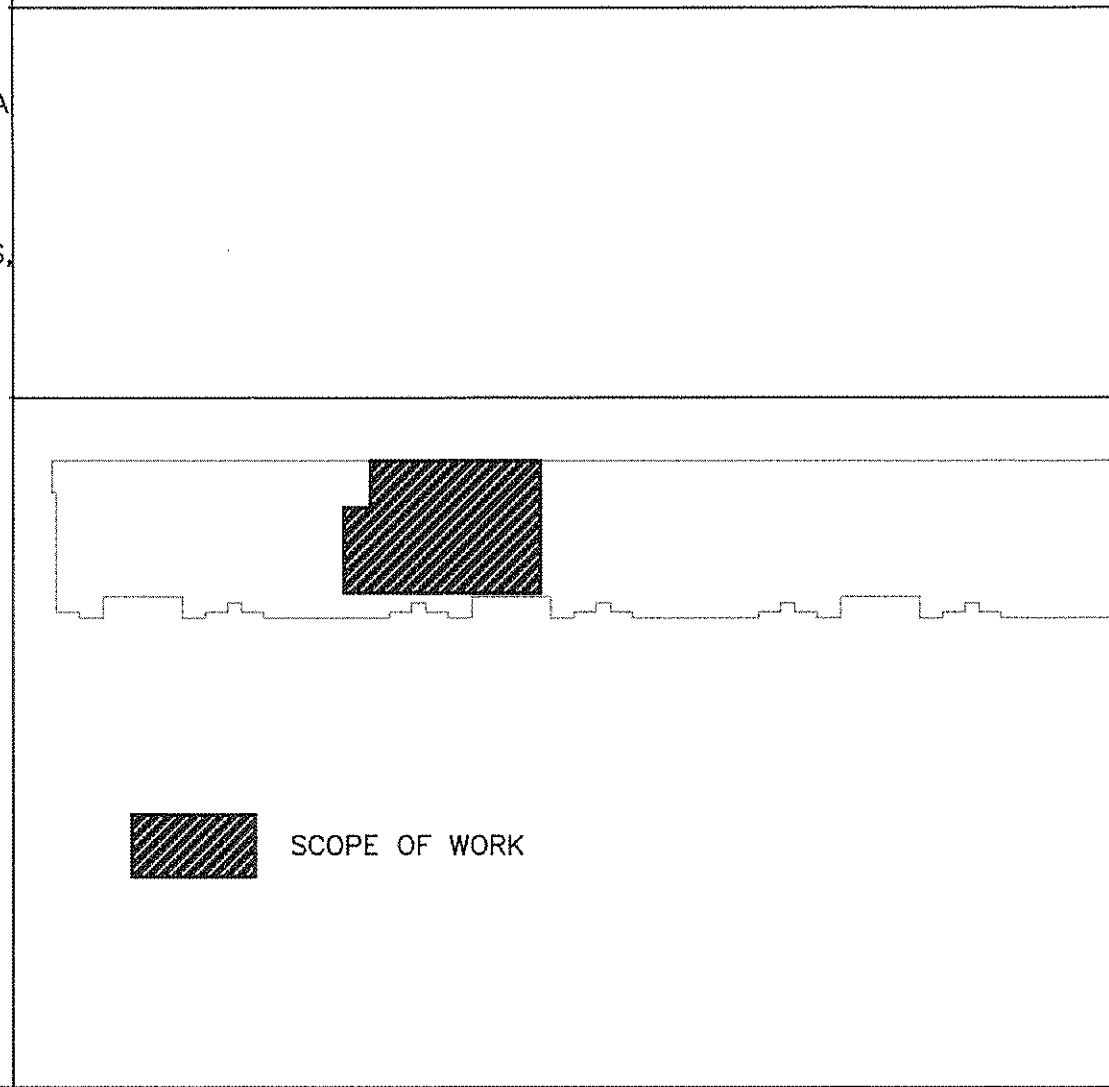
GENERAL NOTES

1. THE GENERAL CONTRACTOR SHALL VERIFY ALL EXISTING CONDITIONS AND DIMENSIONS, AND REPORT ANY DISCREPANCIES TO THE ARCHITECT. CONTRACTOR SHALL PROCEED WITH THE WORK ONLY AFTER DISCREPANCY HAS BEEN RESOLVED WITH THE ARCHITECT.
2. DO NOT ALTER OR PENETRATE ANY EXISTING STRUCTURAL ELEMENTS, EXTERIOR WALL COMPONENTS, OR FIRE RATED WALLS.
3. THE LOCATIONS OF DOORS NOT DIMENSIONED SHALL BE 6 INCHES FROM ADJACENT WALL.
4. THE BUILDING SHALL BE CONSTRUCTED TO CONFORM WITH ALL APPLICABLE CODES INCLUDING, BUT NOT LIMITED TO, THE LATEST EDITIONS OF IBC, ADA, NFPA 101, & ANSI.
5. ALL WOOD IN CONTACT WITH CONCRETE SHALL BE PRESSURE PRESERVATIVE TREATED & ALL CONNECTIONS TO BE STAINLESS STEEL.
6. CONTRACTOR SHALL WORK FROM GIVEN DIMENSIONS AND LARGE SCALE DETAILS ONLY. DO NOT SCALE THE DRAWINGS.
7. NOT USED
8. EXISTING BUILDING COMPONENTS WHICH ARE AFFECTED BY NEW WORK AND DEMOLITION, OR WHICH MAY BE DAMAGED BY THE CONTRACTOR OR ANY SUBCONTRACTORS SHALL BE REPLACED OR RESTORED TO ORIGINAL CONDITION AND COLOR BY METHODS DESCRIBED IN THIS CONTRACT OR AS APPROVED BY THE ARCHITECT. THE GENERAL CONTRACTOR SHALL SEAL, PATCH AND FILL ANY FLOOR AND/OR WALL PENETRATIONS DUE TO DEMOLITION/CONSTRUCTION.
9. INSTALL BLOCKING BEHIND ALL SURFACE APPLIED FIXTURES, TRIM, CABINETS, COUNTER TOPS, AND GRAB BARS WHEN MOUNTED ON STUD WALLS.
10. NOT USED
11. NOT USED
12. INSTALL MOISTURE RESISTANT GYPSUM BOARD IN LAVATORIES, JANITOR CLOSETS, AND ALL OTHER HIGH HUMIDITY AREAS.
13. FINISHES: FINISHES OTHER THEN THE STANDARD FINISHES ARE ALL INDICATED ON THE DRAWINGS, CEILING FINISHES ARE SHOWN ON THE REFLECTED CEILING PLANS AND ALL OTHER FINISHES ARE SHOWN ON THE INTERIOR FINISH LEGEND AND SCHEDULE AND/OR INTERIOR ELEVATIONS. FINISHES INDICATED FOR A PARTICULAR ROOM OR SPACE ARE APPLICABLE FOR THE ENTIRE ROOM OR SPACE, UNLESS OTHERWISE NOTED.
14. ALL EXPOSED SURFACES ARE TO BE PAINTED, WHETHER OR NOT INDICATED ON THE DRAWINGS, EXCEPT AS FOLLOWS: WHERE SPECIAL COATINGS ARE INDICATED; PREFINISHED ITEMS, CONCEALED SURFACES, OPERATING PARTS, AND LABELS. IF PREFINISHED, PAINTING THE FOLLOWING: EXPOSED MECHANICAL DUCTWORK, WALL DIFFUSERS, GRILLES AND LOUVERS, ROOF TOP MECHANICAL EQUIPMENT, AND SPEAKER GRILLES. FINISHED METAL SURFACES, EXCEPT AS LISTED ABOVE. SEE SPECIFICATIONS ON DRAWINGS IDENTIFYING THE TYPES OF PAINTS AND SPECIALTY COATINGS TO BE USED IN ACCORDANCE WITH MATERIAL BEING PAINTED OR COATED.
15. BUILDING INSULATION: PROVIDE AS INDICATED ON WALL DETAILS AND IN ACCORDANCE WITH PARTITION TYPES, WHETHER OR NOT SHOWN IN DETAILS AND DRAWINGS. FOR DRAWING CLARITY, INSULATION MAY NOT BE SHOWN, EVEN IF IT IS PROVIDED.
16. CONTRACTOR SHALL SUBMIT SAMPLES OF ALL INTERIOR FINISHES FOR ARCHITECT'S REVIEW.
17. THE DESIGN AND INSTALLATION OF THE HVAC AND PLUMBING SYSTEMS, ELECTRICAL AND FIRE PROTECTION SYSTEMS, AND STRUCTURAL SYSTEMS SHALL BE PROVIDED THROUGH A DESIGN/BUILD CONTRACT UNDER THE GENERAL CONTRACTOR.
18. GENERAL CONTRACTOR SHALL SUPPLY POWER AND COORDINATION TO THE OWNER SUPPLIED EQUIPMENT.
19. GENERAL CONTRACTOR SHALL SUPPLY CONDUITS WITH PULL-STRINGS FOR DATA AND TELEPHONE.

SITE LOCATION MAP



LIMIT OF WORK PLAN



PROJECT DIRECTORY

<p>OWNER: APOTHECARY BY DESIGN 84 MARGINAL WAY PORTLAND, MAINE 04101</p>	<p>ARCHITECT: GAWRON TURGEON ARCHITECTS 29 BLACK POINT ROAD SCARBOROUGH, MAINE 04074 207-883-6307</p>	<p>GENERAL CONTRACTOR: MONAGHAN WOODWORKS 100 COMMERCIAL STREET PORTLAND, MAINE 04101 207-775-2685</p>	<p>ELECTRICAL ENGINEER: DESIGN BUILD/GENERAL CONTRACTOR</p> <p>MECHANICAL ENGINEER: DESIGN BUILD/GENERAL CONTRACTOR</p>
---	--	---	---