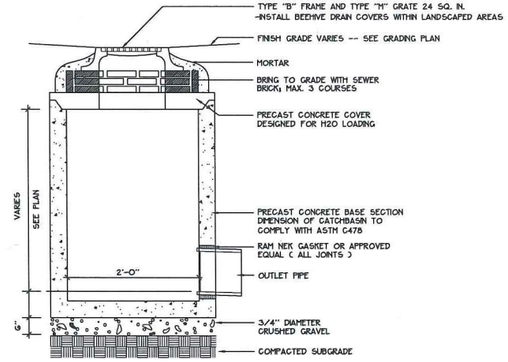


1/G PRECAST CONCRETE FIELD INLET
NOT TO SCALE

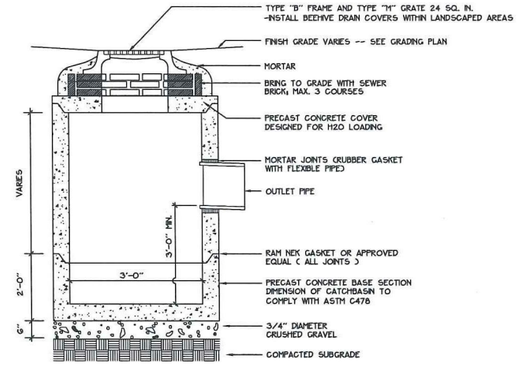


5/G PRECAST CONCRETE CATCHBASIN
NOT TO SCALE

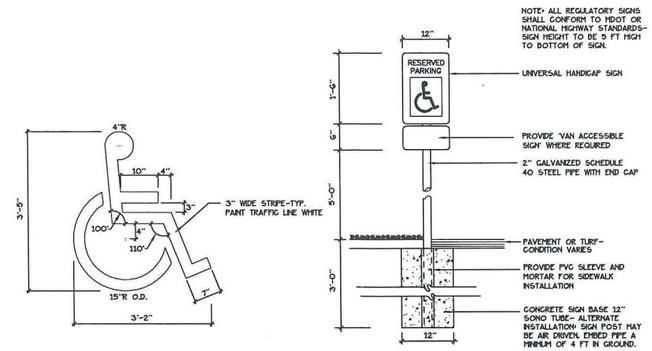


8/G ACCESSIBLE SPACE MARKINGS + SIGNAGE
NOT TO SCALE

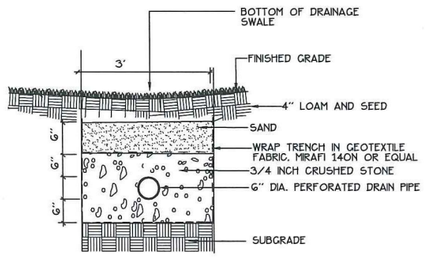


2/G STONE INFILTRATION TRENCH
NOT TO SCALE

NOTE:
ALL CITY POLE BASES LOCATED IN PAVED AREAS SHALL BE SET FLUSH WITH PAVEMENT TO ALLOW POLE BASE TO BE MOUNTED FLUSH WITH BRICK PAVEMENT.

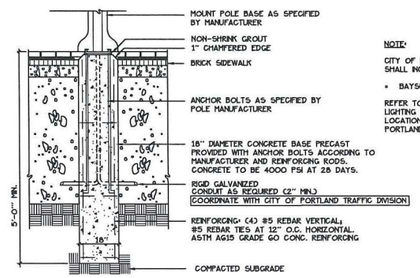


NOTE:
CITY OF PORTLAND POLE MOUNTED STREET LIGHTING SHALL INCLUDE:

- BAYSIDE DISTRICT MEDIUM SCALE RESIDENTIAL LIGHT

REFER TO UTILITIES PLAN AND SPECIFICATIONS FOR LIGHTING FIXTURE INFORMATION, QUANTITIES, COLORS AND LOCATIONS. COORDINATE INSTALLATION WITH CITY OF PORTLAND TRAFFIC DIVISION.

6/G BAYSIDE FIXTURE LIGHT POLE BASE
NOT TO SCALE




NOTES:
1. COMPOSITE WET SET (REPLACEABLE) DETECTABLE WARNING PANELS SHALL BE AS MANUFACTURED BY ADA SOLUTIONS, INC. (ADATILE.COM), OR APPROVED EQUAL.
2. CAST-IN-PLACE CONCRETE SHALL MEET SPECIFICATIONS FOR MAINE D.O.T. CLASS A STRUCTURAL CONCRETE, MINIMUM COMPRESSIVE STRENGTH 4,000 PSI. THE CONCRETE SHALL BE SEALED PRIOR TO SETTING PANEL. THE EXPOSED CONCRETE BORDER SHALL RECEIVE A GROOVED EDGE BETWEEN THE PANEL AND THE CONCRETE, ALONG WITH A UNIFORM BROOM FINISH PERPENDICULAR TO THE FLOW OF PEDESTRIAN TRAFFIC.
3. TRUNCATED DOMES SHALL BE ALIGNED IN ROWS, PARALLEL AND PERPENDICULAR TO THE PREDOMINANT DIRECTIONS OF TRAVEL. TRUNCATED DOME BRICKS AND GRANITE PAVERS ARE NOT ALLOWED.
4. FOR ALL DETECTABLE WARNING PANELS (EXCEPT AS SPECIFIED IN FIGURE 1-7A AND TECHNICAL MANUAL SECTION 1.8.4.). GRAY COLORED PANELS SHALL BE USED. FOLLOW MANUFACTURER'S INSTRUCTIONS FOR INSTALLATION.
5. SIZE: THE DETECTABLE WARNING PANEL(S) SHALL EXTEND 24-INCHES MINIMUM IN THE DIRECTION OF TRAVEL AND THE FULL WIDTH OF THE CURB RAMP, LANDING, OR BLENDED TRANSITION TO THE STREET.
6. ORIENTATION: THE DETECTABLE WARNING PANEL SHALL BE LOCATED SO THAT THE EDGE NEAREST THE CURB LINE IS 6-INCHES MINIMUM AND 8-INCHES MAXIMUM FROM THE CURB LINE. THE PANEL SHALL BE ORIENTED TO THE DIRECTION OF TRAVEL AS IDENTIFIED BY THE POINT OF EGRESS.

9/G SIDEWALK RAMP DETECTABLE WARNING TILE
NOT TO SCALE

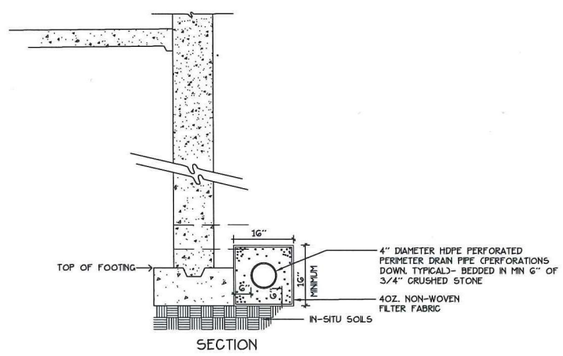


3/G PERIMETER FOUNDATION UNDERDRAIN
NOT TO SCALE

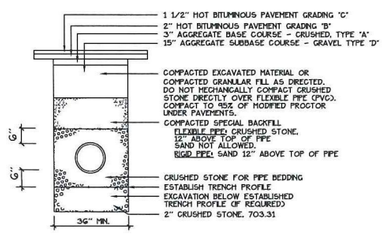


NOTES: ANY ALTERNATE TRENCHING METHODS SHALL BE APPROVED IN ADVANCE BY THE CITY.

ALL TRENCH DIMENSIONS SHALL BE IN CONFORMANCE WITH THE CITY OF PORTLAND'S DETAIL FIGURE 1-13 OF THE TECHNICAL AND DESIGN STANDARDS AND GUIDELINES.

4/G PIPE TRENCH DETAIL
NOT TO SCALE

NOTES:
1. POLES MOUNTED IN PARKING AREAS SHALL HAVE A CONCRETE BASE SET 12" ABOVE PAVEMENT OR UNPROTECTED EDGES OF PARKING LOTS-PAINT BASE DARK GREEN.

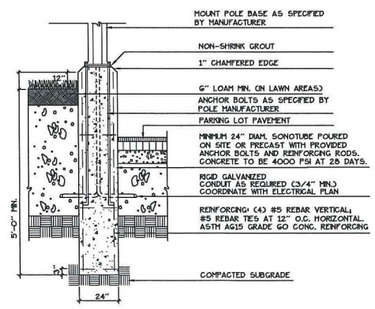


7/G LIGHT POLE BASE
NOT TO SCALE

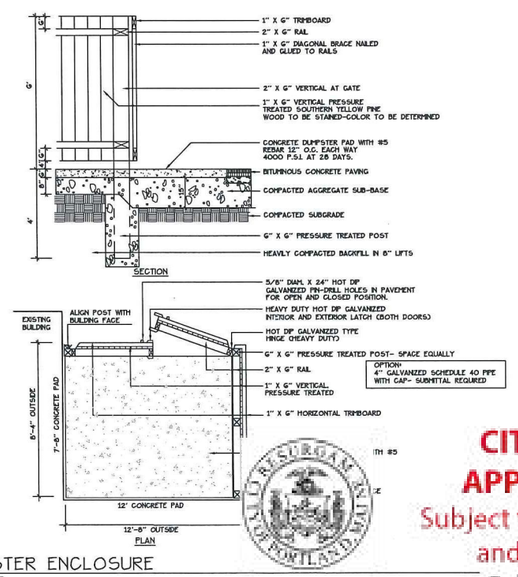


10/G DUMPSTER ENCLOSURE
NOT TO SCALE

Prepared For:
Applicant:
BoPo,L.L.C.
58 Alder Street
Portland, Maine
Justin Alfond, Manager

Prepared By:
MITCHELL & ASSOCIATES
Landscape Architects
The Staples School
70 Center Street
Portland, Maine 04101
Tel: (207) 774-4427

# BAYSIDE BOWL
58 Alder Street
Portland, Maine

Date:
DECEMBER 18, 2015

Issued For:
AMENDED
SITE PLAN SUBMISSION

Revisions:

Reproduction or reuse of this document without the expressed written consent of Mitchell & Associates is prohibited.

TITLE:
SITE DETAILS

Scale: 1"=20'
0 10 20 40 FT.

North:

Sheet No.:
6

CITY OF PORTLAND
APPROVED SITE PLAN
Subject to Conditions of Approval
and Standard Conditions
DATE of APPROVAL 6/9/15
PLANNER Richard Knowland
PROJECT NO. 2015-230