FRAME ID #6 ms2 81.792/32.5/19.5 20./98 | USER NAME: bdcloar JOB NAME: 26518A | DATE: 4/20/16 FILE: frame_j.fra | PAGE: 6-3

SUPPORT REACTIONS FOR EACH LOAD GROUP
*LOCATION: Gridlines: J
NOTE: All reactions are in kips and kip-ft. TIME: 12:37:53

REACTION NOTATIONS

Grid Line "J"
Building "A"

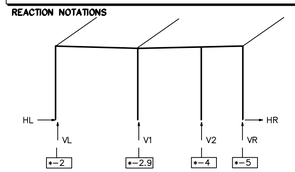

LOAD GROUP REACTION TABLE * = J

COLUMN	*-2			*-5			*-2.9			*-4		
LOAD GROUP	HL	VL	LNL	HR	VR	LNR	H1	V1	LN1	H2	V2	LN2
DL	0.5	10.3	0.0	-0.5	4.7	0.0	0.0	9.4	0.0	0.0	2.2	0.0
COLL	0.3	5.7	0.0	-0.4	3.3	0.0	-0.0	11.8	0.0	-0.0	6.2	0.0
PSL1	1.3	18.8	0.0	-1.3	4.0	0.0	0.0	24.1	0.0	-0.0	-8.1	0.0
PSL2	-0.3	-1.4	0.0	0.3	-3.3	0.0	-0.0	15.7	0.0	0.0	18.4	0.0
PSL3	0.3	0.4	0.0	-0.3	10.7	0.0	-0.0	-1.0	0.0	0.0	10.2	0.0
SNOW	1.4	30.4	0.0	-1.6	11.1	0.0	0.0	42.8	0.0	-0.0	18.1	0.0
LL	1.0	17.0	0.0	-1.0	8.0	0.0	0.0	19.5	0.0	-0.0	5.6	0.0
PL	0.2	1.8	0.0	-0.2	-0.0	0.0	0.0	14.8	0.0	-0.0	7.5	0.0
H1	0.0	0.5	0.0	-0.0	0.0	0.0	0.0	-0.5	0.0	-0.0	0.1	0.0
H2	0.0	0.4	0.0	-0.0	0.1	0.0	0.0	-0.4	0.0	-0.0	-0.1	0.0
H3	0.0	0.2	0.0	-0.0	0.2	0.0	0.0	0.2	0.0	-0.0	-0.6	0.0
H4	0.0	0.2	0.0	-0.0	0.2	0.0	0.0	0.2	0.0	-0.0	-0.6	0.0
RBDWEQ	0.0	0.0	0.0	0.0	0.0	0.0	0.0	0.0	0.0	0.0	0.0	0.0
EQ	-3.7	-3.8	0.0	-4.6	10.4	0.0	0.0	7.1	0.0	-0.0	-12.8	0.0
RBUPEQ	0.0	0.0	0.0	0.0	0.0	0.0	0.0	0.0	0.0	0.0	0.0	0.0
WL1	-5.0	-18.2	0.0	-4.9	6.4	0.0	0.0	-9.3	0.0	-0.0	-8.0	0.0
WL2	-6.4	-14.8	0.0	-4.0	9.0	0.0	0.0	-6.0	0.0	-0.0	-6.9	0.0
WL3	4.8	-9.7	0.0	5.5	-7.8	0.0	-0.0	-16.2	0.0	0.0	4.7	0.0
WL4	3.4	-6.3	0.0	6.4	-5.2	0.0	-0.0	-12.8	0.0	0.0	5.8	0.0
LWL1	2.3	-16.7	0.0	-1.0	-1.5	0.0	-0.0	-13.2	0.0	0.0	1.9	0.0

LOAD GROUP DESCRIPTION

- DL : Roof Dead Load
- COLL : Roof Collateral Load
- PSL1 : Pattern Snow Load [PSLxx]
- PSL2 : Pattern Snow Load [PSLxx]
- PSL3 : Pattern Snow Load [PSLxx]
- SNOW : Roof Snow Load
- LL : Roof Live Load
- PL : User Entered Load
- H1 : User Entered Load
- H2 : User Entered Load
- H3 : User Entered Load
- H4 : User Entered Load
- RBDWEQ : Downward Acting Rod Brace Load from Long. Seismic
- EQ : Lateral Seismic Load [parallel to plane of frame]
- RBUPEQ : Upward Acting Rod Brace Load from Longit. Seismic
- WL1 : Lateral Primary Wind Load
- WL2 : Lateral Primary Wind Load
- WL3 : Lateral Primary Wind Load
- WL4 : Lateral Primary Wind Load
- LWL1 : Longitudinal Primary Wind Load

FRAME ID #6 ms2 81.792/32.5/19.5 20./98 | USER NAME: bdcloar JOB NAME: 26518A | DATE: 4/20/16 FILE: frame_j.fra | PAGE: 6-4

SUPPORT REACTIONS FOR EACH LOAD GROUP
*LOCATION: Gridlines: J
NOTE: All reactions are in kips and kip-ft. TIME: 12:37:53

REACTION NOTATIONS

Grid Line "J"
Building "A"

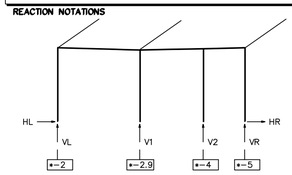

LOAD GROUP REACTION TABLE * = J

COLUMN	*-2			*-5			*-2.9			*-4		
LOAD GROUP	HL	VL	LNL	HR	VR	LNR	H1	V1	LN1	H2	V2	LN2
RBUPLW	0.0	0.0	0.0	0.0	0.0	0.0	0.0	0.0	0.0	0.0	0.0	0.0
LWL2	2.3	-15.2	0.0	-1.1	-2.3	0.0	-0.0	-12.6	0.0	0.0	0.8	0.0
LWL3	2.7	-5.6	0.0	-1.3	-5.2	0.0	-0.0	-5.7	0.0	0.0	-0.3	0.0
LWL4	2.7	-4.9	0.0	-1.3	-5.6	0.0	-0.0	-5.4	0.0	0.0	-0.7	0.0
SBAL	1.2	21.9	0.0	-1.3	11.4	0.0	0.0	38.8	0.0	-0.0	20.5	0.0
DSNW	0.2	11.3	0.0	-0.4	3.0	0.0	0.0	3.4	0.0	-0.0	2.6	0.0
RBDWLW	0.0	0.0	0.0	0.0	0.0	0.0	0.0	0.0	0.0	0.0	0.0	0.0

LOAD GROUP DESCRIPTION

- RBUPLW : Upward Acting Rod Brace Load from Longitud. Wind
- LWL2 : Longitudinal Primary Wind Load
- LWL3 : Longitudinal Primary Wind Load
- LWL4 : Longitudinal Primary Wind Load
- SBAL : Code Calculated Balanced Roof Snow Load
- DSNW : Drifting Snow
- RBDWLW : Downward Acting Rod Brace Load from Longit. Wind

FRAME DESCRIPTION: Endwall EW0 | USER NAME: bdcloar JOB NAME: 26518A | DATE: 4/20/16 FILE: REW48LDG1 | PAGE: EW-4
PATH: R:\Jobs\Active\ENG\15-B-26518\ver02-bdcloar\Bldg-A\run04\

SUPPORT REACTIONS FOR EACH LOAD GROUP
NOTE: All reactions are in kips and kip-ft. TIME: 09:36:05

REACTION NOTATIONS

Grid Line "K"
Building "A"

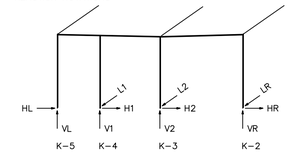

LOAD GROUP REACTION TABLE

COLUMN	K-5			K-2			K-4			K-3		
LOAD GROUP	HL	VL	LL	HR	VR	LR	H1	V1	L1	H2	V2	L2
D	0.0	1.1	0.	0.0	1.8	0.	0.	1.8	0.0	0.	3.3	0.0
C	0.0	0.6	0.	0.0	1.6	0.	0.	1.5	0.0	0.	2.8	0.0
L	0.0	1.2	0.	0.0	3.3	0.	0.	3.0	0.0	0.	5.6	0.0
S	0.1	3.4	0.	-0.1	12.0	0.	0.	8.4	0.0	0.	15.5	0.0
SBAL	0.1	3.4	0.	-0.1	6.4	0.	0.	8.4	0.0	0.	15.5	0.0
W+	0.0	-1.7	0.	-0.5	-3.8	2.8	0.	-3.3	4.7	0.	-6.1	6.6
W-	0.0	-1.7	0.	-0.5	-3.8	-3.1	0.	-3.3	-5.2	0.	-6.1	-7.4
WR	0.0	-1.7	0.	0.0	-2.7	0.	0.	-0.9	0.0	2.1	-8.5	0.0
WL	0.0	-1.7	0.	0.0	-2.7	0.	-2.1	-5.7	0.0	0.	-3.7	0.0
DR	0.0	0.5	0.	0.0	0.2	0.	0.	0.2	0.0	0.	0.1	0.
ER	0.	0.	0.	0.	0.	0.	0.	1.9	0.	1.7	-1.9	0.
EL	0.	0.	0.	0.	0.	0.	-1.7	-2.0	0.	0.	2.0	0.

LOAD GROUP DESCRIPTION

- D : DEAD LOAD
- C : COLLATERAL LOAD
- L : LIVE LOAD
- S : DESIGN SNOW LOAD
- SBAL : BALANCED ROOF SNOW
- W+ : WIND LOAD AS AN INWARD ACTING PRESSURE
- W- : WIND LOAD AS AN OUTWARD ACTING SUCTION
- WR : WIND FORCE FROM THE RIGHT
- WL : WIND FORCE FROM THE LEFT
- DR : DRIFT SNOW
- ER : EARTHQUAKE FORCE FROM RIGHT
- EL : EARTHQUAKE FORCE FROM LEFT

FRAME DESCRIPTION: Endwall EW3 | USER NAME: bdcloar JOB NAME: 26518J | DATE: 4/19/16 FILE: REW3BLDG1 | PAGE: EW-1
PATH: R:\Jobs\Active\ENG\15-B-26518\ver01-bdcloar\Bldg-J\run01\

SUPPORT REACTIONS FOR EACH LOAD GROUP
NOTE: All reactions are in kips and kip-ft. TIME: 07:40:55

REACTION NOTATIONS

Grid Line "A"
Building "B"

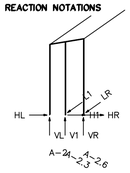

LOAD GROUP REACTION TABLE

COLUMN	A-2			A-2.6			A-2.3		
LOAD GROUP	HL	VL	LL	HR	VR	LR	H1	V1	L1
D	0.0	4.3	0.	0.0	1.3	0.	0.	4.5	0.0
C	0.0	1.5	0.	0.0	0.9	0.	0.	2.0	0.0
L	0.1	10.7	0.	0.0	1.7	0.	0.	11.8	-0.1
S	0.1	6.8	0.	0.0	3.9	0.	0.	9.2	0.1
SBAL	0.0	3.1	0.	0.0	3.9	0.	0.	9.2	0.1
W+	1.4	-6.6	0.	0.0	-11.3	4.3	0.	-5.9	4.8
W-	1.4	-2.5	0.	0.0	-0.9	0.	0.	-5.9	-5.4
WR	0.0	30.4	0.	0.0	-3.1	0.	7.2	-38.2	0.0
WL	-6.6	-32.3	0.	0.0	-3.1	0.	0.	24.5	0.0
E+	0.	-1.4	0.	0.	-3.3	1.8	0.	0.	0.
E-	0.	1.5	0.	0.	3.4	0.	0.	0.	0.
ER	0.	5.1	0.	0.	0.	0.	1.1	-5.1	0.
EL	-1.1	-5.3	0.	0.	0.	0.	0.	5.3	0.

LOAD GROUP DESCRIPTION

- D : DEAD LOAD
- C : COLLATERAL LOAD
- L : LIVE LOAD
- S : DESIGN SNOW LOAD
- SBAL : BALANCED ROOF SNOW
- W+ : WIND LOAD AS AN INWARD ACTING PRESSURE
- W- : WIND LOAD AS AN OUTWARD ACTING SUCTION
- WR : WIND FORCE FROM THE RIGHT
- WL : WIND FORCE FROM THE LEFT
- E+ : EARTHQUAKE FORCE ACTING INWARD
- E- : EARTHQUAKE FORCE ACTING OUTWARD
- ER : EARTHQUAKE FORCE FROM RIGHT
- EL : EARTHQUAKE FORCE FROM LEFT

FRAME ID #1 Mezz Beam | USER NAME: bdcloar JOB NAME: 15-B-26518 | DATE: 4/ 8/16 FILE: soldier_column.fra | PAGE: 1-3

SUPPORT REACTIONS FOR EACH LOAD GROUP
LOCATION: Mezz Beam
NOTE: All reactions are in kips and kip-ft. TIME: 13:31:36

REACTION NOTATIONS

Grid Line "A.7"
Building "B"

LOAD GROUP REACTION TABLE

SUPPORT	2-A.7		
LOAD GROUP	H1	V1	LN1
DL	-0.01	0.70	0.00
COLL	-0.03	1.43	0.00
PSLL1	-0.12	6.63	0.00
SNOW	-0.12	6.63	0.00
LL	-0.05	2.87	0.00
RBUPEQ	-0.01	0.00	0.00
RBDWEQ	0.01	-0.00	0.00
EQ	-0.31	0.00	0.00
WL1	0.28	-3.06	0.00
WL2	-1.42	-0.35	0.00
LWL1	1.57	-3.14	0.00
RBUPLW	-0.01	0.00	0.00
LWL2	1.56	-3.05	0.00
LWL3	1.55	-2.30	0.00
LWL4	1.55	-2.27	0.00
WL3	1.31	-2.27	0.00
WL4	-0.40	0.44	0.00
SBAL	-0.12	6.63	0.00
DSNW	-0.01	2.77	0.00
RBDWLW	0.01	-0.00	0.00

LOAD GROUP DESCRIPTION

- DL : Roof Dead Load
- COLL : Roof Collateral Load
- PSLL1 : Pattern Snow Load Left Leanto/Canopy [PSLLxx]
- SNOW : Roof Snow Load
- LL : Roof Live Load
- RBUPEQ : Upward Acting Rod Brace Load from Longit. Seismic
- RBDWEQ : Downward Acting Rod Brace Load from Long. Seismic
- EQ : Lateral Seismic Load [parallel to plane of frame]
- WL1 : Lateral Primary Wind Load
- WL2 : Lateral Primary Wind Load
- LWL1 : Longitudinal Primary Wind Load
- RBUPLW : Upward Acting Rod Brace Load from Longitud. Wind
- LWL2 : Longitudinal Primary Wind Load
- LWL3 : Longitudinal Primary Wind Load
- LWL4 : Longitudinal Primary Wind Load
- WL3 : Lateral Primary Wind Load
- WL4 : Lateral Primary Wind Load
- SBAL : Code Calculated Balanced Roof Snow Load
- DSNW : Drifting Snow
- RBDWLW : Downward Acting Rod Brace Load from Longit. Wind

Revision	Date	Description	By	Ck'd

A&S BUILDING SYSTEMS
1880 HWY. 116, CARYVILLE, TENNESSEE 37714
PHONE: 865-426-2141 FAX: 865-426-2011

Customer: AMERICAN AERIAL SERVICES
75 BISHOP STREET
PORTLAND ME 04103

Project Name & Location:
BAYSIDE BOWL ADDITION
58 ALDER STREET
PORTLAND ME 04101

Drawing Status:
☐ Preliminary (Not For Construction)
☐ For Approval (Not For Construction)
☐ For Construction Permit
☒ For Erector Installation

Scale: NOT TO SCALE
Drawn by: ML 4/23/16
Checked by: MARK 4/23/16
Project Engineer: BDC
Job Number: 15-B-26518-1
Sheet Number: F6 of 8

The engineer whose seal appears hereon is an employee for the manufacturer for the materials described herein. Said seal or certification is limited to the products designed and manufactured by manufacturer only.The undersigned engineer is not the overall engineer of record for this project.

Lee W. Lowe, P.E.
Maine P.E. 8861

Apr 26, 2016

STATE OF MAINE LEE W. LOWE 8861 LICENSED PROFESSIONAL ENGINEER