

**GENERAL NOTES**

**1: DRAWING NOTES:**  
CONTRACTOR TO FURNISH AND INSTALL ALL NOTED LABOR AND MATERIALS UNLESS OTHERWISE NOTED.

**2: CODE COMPLIANCE:**  
ALL WORK SHALL CONFORM TO THE LATEST EDITION OF STATE, LOCAL AND OTHER CODES WHICH APPLY TO THIS PROJECT OR HAVE JURISDICTION.

**3: COORDINATION:**  
IT IS THE RESPONSIBILITY OF THE CONTRACTOR TO COORDINATE ALL DISCIPLINES AND TRADES SO THAT ALL BUILDING SYSTEMS AND COMPONENTS CAN BE ASSEMBLED WITHOUT CONFLICTS. IN THE EVENT THAT THE CONSTRUCTION DOCUMENTS DEFINE CONDITIONS WHICH PROHIBIT, OR MAY PROHIBIT, SUCH ASSEMBLY, THE CONTRACTOR SHALL BRING TO THE ARCHITECTS ATTENTION, IN WRITING AND IN A TIMELY FASHION, SUCH CONDITION. THE CONTRACTOR SHALL NOT PROCEED WITH RELATED WORK WITHOUT A WRITTEN RESOLUTION CLARIFICATION FROM THE ARCHITECT.

**4: DISCREPANCIES & CLARIFICATIONS:**  
THIS PROJECT INVOLVES THE FIT-UP OF AN EXISTING BUILDING. EXISTING DIMENSIONS SHOWN ON THE DRAWINGS ARE BELIEVED TO BE ACCURATE, BUT CANNOT BE GUARANTEED. MEASURE AND VERIFY DIMENSIONS IN FIELD PRIOR TO FABRICATION AND CONSTRUCTION. IT IS THE RESPONSIBILITY OF THE CONTRACTOR TO BRING TO THE ARCHITECTS ATTENTION, IN WRITING, ANY DISCREPANCIES OR AMBIGUITIES IN THE DRAWINGS AND/OR SPECIFICATIONS. THE CONTRACTOR SHALL NOT PROCEED WITH RELATED WORK WITHOUT A WRITTEN RESOLUTION OR CLARIFICATION FROM THE ARCHITECT.

**5: LAYOUT:**  
UNLESS INDICATED OTHERWISE, CENTER WALL FRAMING AND PARTITION FRAMING ON COLUMN LINES. FLOOR PLAN DIMENSIONS ARE TO CENTER OF FRAMING, FACE OF CONCRETE, FACE OF CMU, OR FROM COLUMN CENTERLINES, UNLESS INDICATED OTHERWISE. DOORS AND WINDOWS ARE DIMENSIONED TO CENTERLINES UNLESS INDICATED OTHERWISE.

**6: CENTERING:**  
UNLESS INDICATED OTHERWISE, CENTER BUILDING ELEMENTS WITHIN OR BETWEEN OTHER BUILDING ELEMENTS WHEN CONDITIONS OR THE DRAWINGS INDICATE OR IMPLY THAT SUCH IS THE INTENT, WHETHER OR NOT DIMENSIONS ARE INCLUDED.

**7: SYMMETRY:**  
WHERE CONDITIONS OR THE DRAWINGS INDICATE OR IMPLY THAT SYMMETRY IS INTENDED, INFORMATION PROVIDED AT ONE SIDE APPLIES EQUALLY TO BOTH SIDES, UNLESS CONDITIONS CLEARLY PRECLUDE SUCH APPLICATION.

**8: ACCESSIBILITY:**  
ALL HANDICAPPED ACCESSIBLE BATHROOMS, GRAB BARS, AND DOOR OPENINGS SHALL MEET THE REQUIREMENTS OF TITLE 94-348, CHAPTER 5 OF THE MAINE HUMAN RIGHTS COMMISSION TITLE LATEST EDITION & THE DEPARTMENT OF JUSTICE ADA STANDARDS FOR ACCESSIBLE DESIGN.

**9: DRAWING SCALES:**  
WORK FROM THE GIVEN DIMENSIONS ONLY. SCALE IS INDICATED ON THE DRAWINGS FOR CONVENIENCE ONLY. IT IS NOT INTENDED THAT INFORMATION BE DETERMINED BY SCALING THE DRAWINGS SINCE SOME ITEMS MAY NOT BE TO SCALE.

**10: WATER-RESISTANT GWB:**  
INSTALL WATER-RESISTANT GYPSUM WALL BOARD IN ALL REST ROOMS & TOILET ROOMS OR AT ANY WALL WITH PLUMBING FIXTURES.

**10A: HIGH IMPACT GWB:**  
INSTALL HIGH IMPACT GYPSUM WALL BOARD IN ALL STAIRWELLS

**11: INTERIOR ELEVATIONS:**  
INTERIOR ELEVATIONS MAY BE REVERSED FROM AND/OR SIMILAR TO ACTUAL CONDITIONS. SEE FLOOR PLANS FOR WINDOW AND DOOR QUANTITIES AND LOCATIONS, FOR CASEWORK LAYOUTS, AND FOR MONITOR LOCATIONS.

**12: BUILDING INSULATION:**  
PROVIDE AS INDICATED IN WALL SECTIONS AND IN ACCORDANCE WITH PARTITION TYPES, WHETHER OR NOT SHOWN IN DETAILS AND OTHER DRAWINGS. FOR CLARITY, INSULATION MAY NOT BE SHOWN IN SOME CASES, EVEN IF IT IS TO BE PROVIDED.

**13: BLOCKING:**  
INSTALL BLOCKING BEHIND ALL SURFACE-APPLIED FIXTURES TRIM, CASEWORK, SHELVES, BRACKETS, TOILET ACCESSORIES, CHAIR RAILS, PICTURE RAILS, GRAB BARS, BASE MOLDINGS, AND AS OTHERWISE REQUIRED, WHEN SUCH ITEMS ARE APPLIED ON STUD WALLS.

**14: PENETRATIONS AT STRUCTURAL MEMBERS:**  
BEFORE PENETRATING JOISTS, BEAMS OR OTHER STRUCTURAL MEMBERS, CONSULT WITH THE ARCHITECT.

**15: DAMAGED WORK:**  
BUILDING OR SITE COMPONENTS WHICH ARE AFFECTED BY NEW WORK, DEMOLITION, OR WHICH MAY BE DAMAGED BY THE GENERAL CONTRACTOR OR ANY SUB-CONTRACTOR SHALL BE REPLACED OR RESTORED TO ORIGINAL CONDITION AND COLOR TO MEET THE APPROVAL OF THE ARCHITECT.

**16: UTILITIES:**  
VERIFY THE SIZE AND LOCATION OF ALL UNDERGROUND UTILITIES AND REPORT ANY DISCREPANCIES TO THE ARCHITECT IN WRITING. DO NOT PROCEED WITH WORK UNTIL THE DISCREPANCY HAS BEEN RESOLVED TO THE SATISFACTION OF THE ARCHITECT.

**17: RATED CONSTRUCTION:**  
PROVIDE RATED CONSTRUCTION AS REQUIRED BY CODE, AS SPECIFIED, AND AS INDICATED ON DRAWINGS. IT IS THE RESPONSIBILITY OF THE CONTRACTOR TO PROVIDE AND INSTALL ALL COMPONENTS REQUIRED TO CREATE SUCH RATED CONSTRUCTION, REGARDLESS OF WHETHER OR NOT SUCH COMPONENTS ARE INDICATED. PROVIDE CONTINUITY OF SUCH RATED CONSTRUCTION AROUND AND BETWEEN SPACES, INCLUDING AT CHASES AND AT FLOORS, TO MAINTAIN COMPLETE SEPARATIONS, EVEN IF NOT SPECIFICALLY INDICATED.

**18: SHOP DRAWINGS:**  
SUBMIT SHOP DRAWINGS TO THE ARCHITECT FOR REVIEW PRIOR TO FABRICATIONS. SUBMITTALS REQUIRED INCLUDE, BUT ARE NOT LIMITED TO, SHOP DRAWINGS FOR ALL PREFABRICATED CONCRETE, STEEL, MILLWORK & SIGNAGE, SAMPLES OF ALL PROPOSED PAINTS, METALS, WALL COVERINGS, LAMINATES, SOLID SURFACE MATERIALS, CERAMIC TILE, AND HARDWARE. SUBMIT MANUFACTURERS' DATA FOR ALL LIGHTING SYSTEMS, AND HARDWARE.

**19: PERMITS:**  
THE GENERAL CONTRACTOR SHALL OBTAIN AND PAY FOR ANY BUILDING PERMITS REQUIRED AND CARRY ANY INSURANCE COVERAGES REQUIRED.

**20: INTERIOR FINISHES:**  
ALL INTERIOR FINISHES AND FURNISHINGS ARE TO BE CLASS 'A' FIRE RATED AND ARE TO COMPLY WITH SECTION 920.0 BOCA (INTERIOR FLAME SPREAD).

**21: ELECTRICAL DESIGN:**  
REFER TO ELECTRICAL DRAWINGS AND SPECIFICATIONS

**22: WASTE REMOVAL:**  
THE GENERAL CONTRACTOR SHALL DISPOSE OF ALL WASTE AND DEBRIS OFF THE PREMISES.

**23: LANDLORD COORDINATION:**  
THE GENERAL CONTRACTOR MUST COORDINATE WITH THE BUILDING OWNER ALL ACTIVITIES INCLUDING BUT NOT LIMITED TO WORK WHICH WILL GENERATE EXCESSIVE NOISE AND MODIFICATION TO UTILITIES. WORK MUST NOT INTERFERE WITH EXISTING SMOKE DETECTORS, ALARMS OR BUILDING SYSTEM MANAGEMENT.

**24: TEMPORARY FACILITIES:**  
PROVIDE ALL TEMPORARY FACILITIES AND SERVICES, CONSTRUCTION AND SUPPORT FACILITIES, AND SECURITY AND PROTECTION AS NEEDED TO PROTECT NEW AND EXISTING CONSTRUCTION FOR THE DURATION OF A COMPLETE INSTALLATION.

**25: FINAL CLEANING:**  
EMPLOY EXPERIENCED WORKERS FOR FINAL CLEANING. CLEAN EACH SURFACE TO THE CONDITION EXPECTED IN A COMMERCIAL BUILDING CLEANING PROGRAM.

**26: MANUFACTURERS INSTRUCTIONS:**  
ALL MATERIALS & EQUIPMENT SHALL BE INSTALLED ACCORDING TO MANUFACTURER'S SPECIFICATIONS.

**27: GUARANTEE:**  
GUARANTEE: ALL MATERIALS AND WORKMANSHIP SHALL BE GUARANTEED FOR A PERIOD OF ONE YEAR FROM THE DATE OF FINAL ACCEPTANCE UNLESS OTHERWISE SPECIFIED FOR A LONGER PERIOD OF TIME ON A CERTAIN ITEM.

**28: ASBESTOS:**  
ALL MATERIAL USED FOR THE CONSTRUCTION OF THIS PROJECT, WHETHER BUILDING MATERIALS OR APPURTENANCES, SHALL BE NON-ASBESTOS CONTAINING MATERIAL.

**29: HAZARDOUS FUMES:**  
THE GENERAL CONTRACTOR SHALL CONFIRM THAT ALL MATERIAL AND FINISHES SPECIFIED AND THEIR FABRICATION OR INSTALLATION WILL NOT RELEASE FUMES OR AROMAS DURING CONSTRUCTION WHICH MAY BE A HAZARD OR NUISANCE TO PERSONNEL.

**30: PEST CONTROL:**  
SEAL AND CAULK AROUND ALL PENETRATIONS, CRACKS AND CREVICES AND ANY OPENINGS CAPABLE OF HARBORING INSECTS/RODENTS.

**31: EXPOSED UTILITIES:**  
ALL EXPOSED UTILITY WIRES AND PIPES (ELECTRICAL, PLUMBING, ETC.) SHALL BE INSTALLED IN A WAY THAT DOES NOT OBSTRUCT OR PREVENT THE CLEANING OF FLOORS, WALLS, AND CEILING AREAS. THEY SHALL BE INSTALLED A MINIMUM OF 6" OFF FLOORS AND 1" OFF WALLS, CEILINGS AND ADJACENT PIPES.

**32: OWNER SUPPLIED EQUIPMENT:**  
EQUIPMENT SUPPLIED BY THE OWNER AND INSTALLED BY THE GENERAL CONTRACTOR OR EQUIPMENT INFORMATION AND SPECIFICATIONS ARE TO BE THE MOST CURRENT AVAILABLE AT THE TIME OF DOCUMENTATION PREPARATION. THE GENERAL CONTRACTOR SHALL BE RESPONSIBLE FOR VERIFYING WITH THE OWNER THE EXACT DIMENSIONS AND EQUIPMENT CONNECTION REQUIREMENTS (INCLUDING ELECTRICAL CIRCUIT REQUIREMENTS) OF EQUIPMENT TO BE SUPPLIED. THE GENERAL CONTRACTOR SHALL MAKE ALL FINAL CONNECTIONS AS NOTED ON THE DRAWINGS. INSTALL THE SET UP IN WORKING ORDER, CHECK WARRANTIES, TEST AND NOT VOID WARRANTIES. THE GENERAL CONTRACTOR SHALL COORDINATE WITH THE OWNER DELIVERY, STORAGE AND INSTALLATION OF ALL OWNER SUPPLIED EQUIPMENT. THE GENERAL CONTRACTOR SHALL STORE EQUIPMENT IF REQUESTED BY THE OWNER UNTIL INSTALLATION. SEE DRAWINGS FOR OTHER OWNER SUPPLIED/GENERAL CONTRACTOR INSTALLED ITEMS.

**33: FIRE PROTECTION NOTE:**  
EXISTING SPRINKLERHEADS, ALARM SYSTEM AND DETECTORS ARE TO BE MODIFIED TO CONFORM WITH THE PROPOSED PLAN. COORDINATE WITH THE ARCHITECT, ANY MODIFICATION OR LOCATIONS WHERE EXISTING SYSTEMS ARE AFFECTED BY THE NEW DESIGN.

**34: SOILS AT FOOTINGS:**  
REPORT THE LOCATION OF ALL UNSUITABLE SOILS AND MATERIALS BELOW ANTICIPATED LEVEL OF FOOTING TO THE ARCHITECT PRIOR TO THE SETTING OF FORMS.

**35: ACCESS PANELS:**  
CONTRACTOR IS RESPONSIBLE FOR COORDINATING QUANTITY AND LOCATION OF ALL REQUIRED ACCESS PANELS FOR ALL MEP CONTROLS, CLEANOUTS, DAMPERS, PULL BOXES, ETC.

**36: EXISTING HAZARDOUS MATERIALS**  
ALL HAZARDOUS MATERIALS INCLUDING BUT NOT LIMITED TO ASBESTOS AND LEAD PAINT ARE TO BE HANDLED, ENCAPSULATED, ABATED AND DISPOSED OF IN ACCORDANCE WITH ANY AND ALL FEDERAL, STATE AND LOCAL REQUIREMENTS AND REGULATIONS.

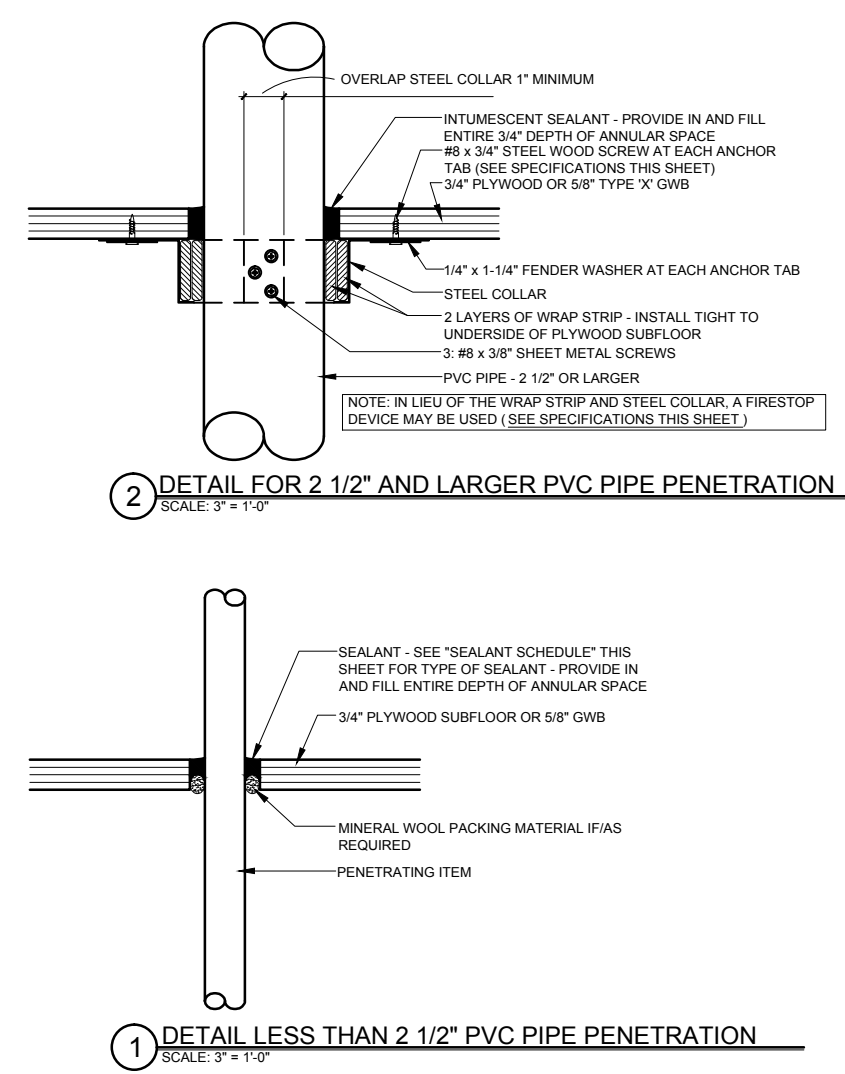
**37: INDUSTRY STANDARDS:**  
ALL WORK SHALL BE PERFORMED IN ACCORDANCE WITH INDUSTRY STANDARDS. STANDARDS INCLUDE BUT ARE NOT LIMITED TO THE FOLLOWING:

- AAMA AMERICAN ARCHITECTURAL MANUFACTURERS ASSOCIATION
- ACI AMERICAN CONCRETE INSTITUTE
- ANSI AMERICAN NATIONAL STANDARDS INSTITUTE
- ASTM AMERICAN SOCIETY FOR TESTS AND MATERIALS
- AWI ARCHITECTURAL WOODWORK INSTITUTE "CUSTOM GRADE"
- AWS AMERICAN WELDING SOCIETY
- IGMA INSULATING GLASS MANUFACTURERS ALLIANCE
- NAAMM NATIONAL ASSOCIATION OF ARCHITECTURAL METAL MANUFACTURERS
- NRCA NATIONAL ROOFING CONTRACTORS ASSOCIATION
- NCA NATIONAL TILE CONTRACTORS ASSOCIATION
- SMACNA SHEET METAL AND AIR CONDITIONING NATIONAL ASSOCIATION
- WDMA WINDOW AND DOOR MANUFACTURERS ASSOCIATION

**ABBREVIATIONS**

<b>A</b>	AC AIR CONDITIONING	<b>L</b>	LAB LABORATORY
ACT ACoustical CEILING TILE	AD AREA DRAIN	LAM LAMINATED	LC FOUND
ADAAG AMERICANS WITH DISABILITIES ACT	ADD ACCESSIBILITY'S GUIDELINES	LH LEFT-HAND	LCC LEAD COATED COPPER
ADD ABOVE FINISHED FLOOR	AHU AIR-HANDLING UNIT	<b>M</b>	MACHINE
AL ALUMINUM	ARCH ARCHITECT/ARCHITECTURAL	MAS MASONRY	MATL MATERIAL
AWP ACoustic WALL PANEL	<b>B</b>	MAX MAXIMUM	MDO MEDIUM-DENSITY OVERLAY
B TO BLS BACK-TO-BACK ANGLES	B.G.C. BASE BUILDING GENERAL CONTRACTOR	MCH MECHANICAL	MEMB MEMBRANE
BLD BUILDING LINE	BLDG BUILDING	MEZZ MEZZANINE	MFR MANUFACTURER
BLKG BLOCKING	BSMT BASEMENT	MIN MINIMUM	MISC MISCELLANEOUS
BSMT BETWEEN	BY OTHERS	MO MOUNTED	MTD METAL
<b>C</b>	CO COURSE (MASONRY)	MTL MARKER BOARD	MB
CER CERAMIC	CG CORNER GUARD	<b>N</b>	NORTH
CH COAT HOOK	CJ CONTROL JOINT	N# NUMBER	NI NOT IN CONTACT
CL CENTER LINE	CLG CEILING	NOM NOMINAL DIMENSION	NTS NOT TO SCALE
CLM CONCRETE MASONRY UNIT	CO CLEAN OUT	<b>O</b>	ON/OVER
COL COLUMN	COND CONDITION	ON CENTER	OD OUTSIDE DIAMETER/OUTSIDE DIMENSION
CONG CONCRETE CONNECTION	CONN CONNECTION	OFF OFFICE	OPG OPENING
CONT CONTINUOUS	CORR CORROSION	OPP OPPOSITE	OSH ORIENTED STRAND BOARD
CT CERAMIC TILE	CUH CABINET UNIT HEATER	OZ OUNCE	
<b>D</b>	DBL DOUBLE	<b>P</b>	PURCHASED BY OWNER INSTALLED BY CONTRACTOR
DF DRINKING FOUNTAIN	DIA DIAMETER	PC PRECAST	PL PLATE
DIFF DIFFUSER	DIM DIMENSION	PLAM PLASTIC LAMINATE	PAIR PAIR
DN DOWN	DR DOOR	PRE FAB PREFABRICATE	PRIV PRIVACY
DR DRY STAND PIPE	DWG DRAWING	PRIM PRIMED	PSF POUNDS PER SQUARE FOOT
<b>E</b>	EA EAST	PTD PAINTED	PTN PARTITION
EACH EACH	ELEV ELEVATION	PVC POLYVINYL CHLORIDE	PWD PLYWOOD
ELEC ELECTRICAL	ELEV ELEVATOR	PRF PRESSURE TREATED	PERF PERFECTED
ENTR ENTRANCE	EQ EQUAL	<b>Q</b>	QUARRY TILE
EQUI EQUIPMENT	EXP EXPANSION	QT QUARTER	
EXPB EXPANSION BOLT	EXT EXTERIOR	<b>R</b>	RISER/RADIUS
EXT EXTERIOR	EPDM ETHYLENE PROPYLENE DIENE MONOMER	RAD RADIUS	RB RUBBER BASE
EWV ELECTRIC WATER COOLER	<b>F</b>	RCP REFLECTED CEILING PLAN	RD ROOF DRAIN
<b>F</b>	FB FAHRENHEIT	REBAR REBAR	REF REFRIGERATOR
FC FLOOR COVERING	FC FIRE EXTINGUISHER AND CABINET	REIN REINFORCED	REQ REQUIRED
FD FLOOR DRAIN	FE FIRE EXTINGUISHER	RES RESILIENT	REV REVERSE
FE FIRE EXTINGUISHER	FEC FIRE EXTINGUISHER CABINET	RM ROOM	RO ROUGH OPENING
FEC FIRE EXTINGUISHER	FTWD FIRE TREATED WOOD	ROW RIGHT OF WAY	
FIN FINISH	FL FLOOR	<b>S</b>	SCHED SCHEDULE
FOB FACE OF BRICK	FOF FACE OF FINISH	SF SQUARE FEET	SM SIMILAR
FOC FACE OF CONCRETE	FOF FACE OF FINISH	SPEC SPECIFICATION	SO SQUARE
FOF FACE OF FINISH	FOS FACE OF STUDS	SST STAINLESS STEEL	STC SOUND TRANSMISSION CLASS
FOW FIRE SUPPRESSION SYSTEM	FTG FOOTING	STD STANDARD	STL STEEL
FRG FIBER REINFORCED GYPSUM	FRG FIBER REINFORCED GYPSUM	STOR STORAGE	STRUC STRUCTURE/STRUCTURAL
FTR FIN TUBE RADIATION	FH FIN TUBE RADIATION	SUSP SUSPENSION	<b>T</b>
<b>G</b>	GA GAUGE	T&G TONGUE&GROOVE	TEL TELEPHONE
GALV GALVANIZED	GB GRAB BAR	THK THICK	TOP TOP OF DECK
GB GENERAL CONTRACTOR OR	GC GENERAL CONTRACTOR OR	TOD TOP OF DECK	TOS TOP OF STEEL
GEI GROUND/Fault INTERRUPTER	GL GLASS/GLAZING/GLAZED	TY TYPICAL	TV TELEVISION
GLAM GLASS/LAMINATED WOOD	GND GROUND	TAC TACK BOARD	TOC TOP OF CONCRETE
GND GROUND	GWB GYPSUM WALL BOARD	<b>U</b>	UNDERWRITERS LABORATORIES, INC.
<b>H</b>	HB HOSE BIB	UV UNIT VENTILATOR	<b>V</b>
HC HANDICAP	HLM HOLLOW METAL	VCT VINYL COMPOSITION TILE	VERT VERTICAL
HORIZ HORIZONTAL	HP HORSE POWER/HIGH POINT/HEAT PUMP	VIF VERIFY IN FIELD	VOL VOLUME
HR HOUR	HW HEATING VENTILATION AIR CONDITIONING	<b>W</b>	WEST
HVAC HEATING VENTILATION AIR CONDITIONING	<b>I</b>	W/O WITHOUT	W WITH
<b>I</b>	ID INSIDE DIMENSION/INSIDE DIAMETER	W/ WOOD	WF WIDE FLANGE
IN INCHES	INFO INFORMATION	WP WORK POINT	WT WEIGHT
INSUL INSULATION	<b>J</b>	<b>W</b>	WEST
<b>J</b>	JST JOIST	W/O WITHOUT	W WITH
<b>JT</b>	JT JOINT	W/ WOOD	WF WIDE FLANGE
<b>K</b>	KD KILN-DRIED	WP WORK POINT	WT WEIGHT
KIP 1000 POUNDS			

**FIRESTOPPING DETAILS**



**SPECIFICATIONS**

**WRAP STRIP:** 1/4" THICK x 1 1/2" MINIMUM WIDTH INTUMESCENT MATERIAL WITH PLASTIC FILM FACING BOTH SIDES. TEMPORARILY SECURE WITH MASKING TAPE. SPECIFIED TECHNOLOGIES INC. (STI) "SpecSeal RED Wrap Strip" OR "SpecSeal BLU Wrap Strip" OR EQUAL.

**STEEL COLLAR:** WRAP STRIP MANUFACTURER'S STEEL COLLAR, FABRICATED FROM #16 INCH THICK GALVANIZED SHEET STEEL, WIDTH TO MATCH WRAP STRIP (1 1/2" MINIMUM), WITH 1 INCH x 2 INCH ANCHOR TABS AND RETAINER TABS. ANCHOR TABS TO BE SYMMETRICALLY OPPOSED AROUND COLLAR; PROVIDE 3 TABS FOR 2 1/2" AND 3" PIPE, PROVIDE 4 TABS FOR 4" PIPE.

**INTUMESCENT SEALANT:** ONE-PART, INTUMESCENT, LATEX ELASTOMER TESTED TO ASTM E 814. MINIMUM EXPANSION OF 3x AT 1000°F. 3M "FIRE BARRIER SEALANT CP 25WB" OR EQUAL.

**FIRESTOP SEALANT:** SINGLE COMPONENT NONCOMBUSTIBLE FIRE RATED SEALANT TESTED TO ASTM E 814. TESTED TO 3000°F. BOSS 136 FIRESTOP/DRAFT SEALANT MANUFACTURED BY ACCUMETRIC, LLC, OR EQUAL.

**SEALANT SCHEDULE:**


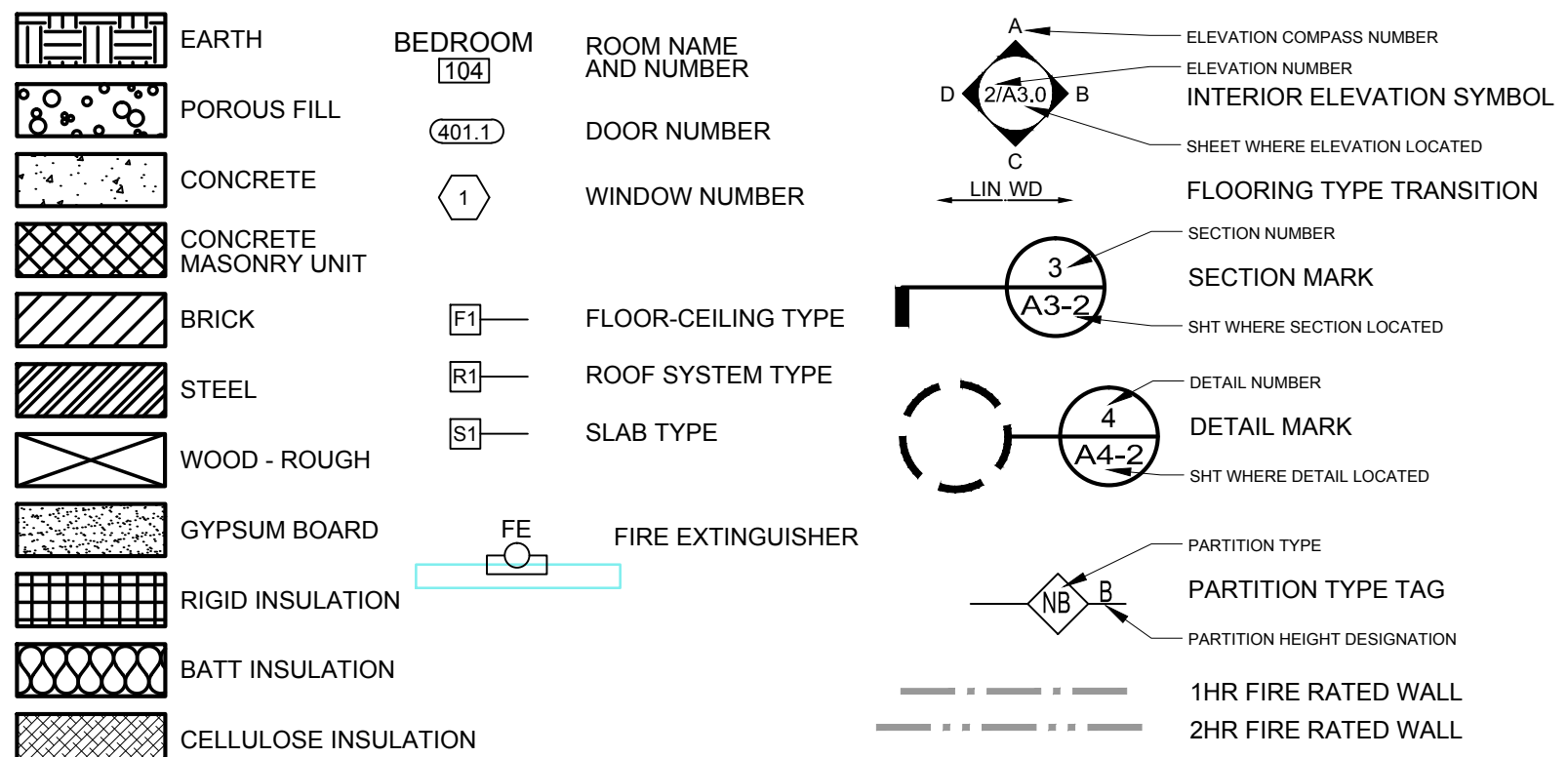
**INTUMESCENT SEALANT:** PROVIDE AT ALL PENETRATIONS THROUGH RATED CONSTRUCTION FOR PENETRATING ITEMS INCLUDING BUT NOT LIMITED TO: PVC PIPE; ROOF LEADER PIPES; GAS PIPES & LINES; SPRINKLER PIPES; ELECTRICAL & COMMUNICATIONS CABLES & WIRES; AND ALARM SYSTEM WIRES. DO NOT USE INTUMESCENT SEALANT AT DOMESTIC HOT WATER OR HYDRONIC HEATING SYSTEM PIPES.

**FIRESTOP SEALANT:** PROVIDE AT ALL PENETRATIONS THROUGH RATED CONSTRUCTION FOR PENETRATING ITEMS INCLUDING DOMESTIC HOT AND COLD WATER PIPES AND HYDRONIC HEATING SYSTEM PIPES.

**NOTE:**

FOR LOCATIONS OF RATED CONSTRUCTION, SEE ARCHITECTURAL FLOOR PLANS AND SECTIONS

**DRAWING LEGEND**



© 2016 RYAN SENATORE ARCHITECTURE

**ADDITION TO BAYSIDE BOWL**  
**ALDER STREET**  
**PORTLAND, MAINE**



**RYAN SENATORE ARCHITECTURE**  
565 CONGRESS STREET  
PORTLAND, MAINE 04101  
207-656-6414  
senatorearchitecture.com

**CONSULTANTS:**  
STRUCTURAL: Structural Integrity  
77 Oak Street  
Portland, ME 04101  
207-774-4944

**REVISIONS:**

**DATE:** JANUARY 29, 2016

**PROJECT No.** 1452

**DRAWN BY:** JPF / RRT / RJS

**CHECKED BY:** RJS

**SCALE:** AS NOTED

**SHEET TITLE:**  
GENERAL NOTES  
ABBREVIATIONS  
LEGEND

**G1-1**