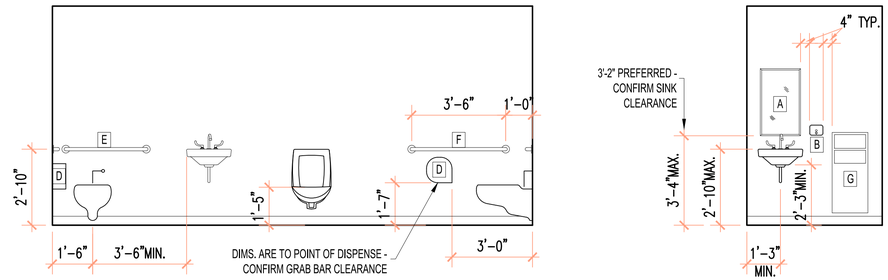

3 TYPICAL BATHROOM FIXTURE DETAILS
3/8" = 1'-0"

NOTES

1. WHEN GIVEN A RANGE OF DIMENSIONS FOR PLACEMENT, PLACE ALL FIXTURES OF SAME TYPE AT THE SAME ELEVATION THROUGHOUT, UNLESS OTHERWISE DIRECTED.
2. MIRRORS TO BE CENTERED OVER SINKS
3. PROVIDE APPROPRIATE BLOCKING IN WALLS BEHIND ALL FIXTURES, PARTITIONS, AND ACCESSORIES.

TOILET ACCESSORIES KEY

- A MIRROR 18" x 36" NOM.
- B SOAP DISPENSER - PBOIBC
- C NOT USED
- D TOILET PAPER DISPENSER
- E GRAB BAR 36" (1 1/4" TO 1 1/2" O.D.)
- F GRAB BAR 42" (1 1/4" TO 1 1/2" O.D.)
- G NOT USED
- H GRAB BAR 18" (1 1/4" TO 1 1/2" O.D.)

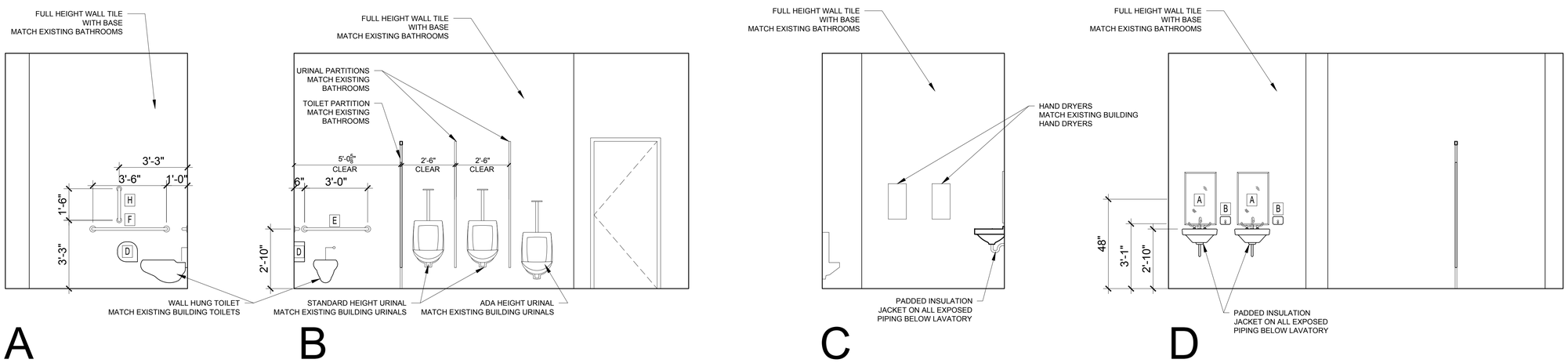

2 WOMEN'S BATHROOM 110 INTERIOR ELEVAITONS
3/8" = 1'-0"

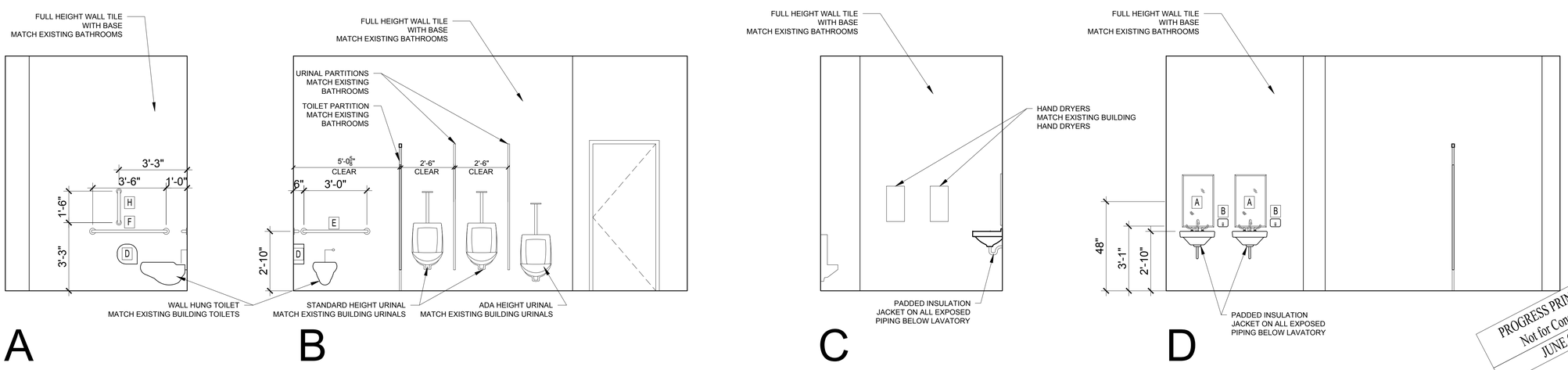

1 MEN'S BATHROOM 109 INTERIOR ELEVAITONS
3/8" = 1'-0"

© 2015 RYAN SENATORE ARCHITECTURE

ADDITION TO BAYSIDE BOWL

ALDER STREET
PORTLAND, MAINE

RSA
RYAN SENATORE
ARCHITECTURE
565 CONGRESS STREET
PORTLAND, MAINE 04101
207-650-6414
senatorearchitecture.com

CONSULTANTS:

STRUCTURAL:
Structural Integrity
77 Oak Street
Portland, ME 04101
207-774-4614

REVISIONS:

DATE:	JUNE 09, 2015
PROJECT No.	1452
DRAWN BY:	JPF / RRT / RJS
CHECKED BY:	RJS
SCALE:	AS NOTED

SHEET TITLE:
INTERIOR ELEVATIONS

PROGRESS PRINT ONLY
Not for Construction
JUNE 09, 2015

A4-0