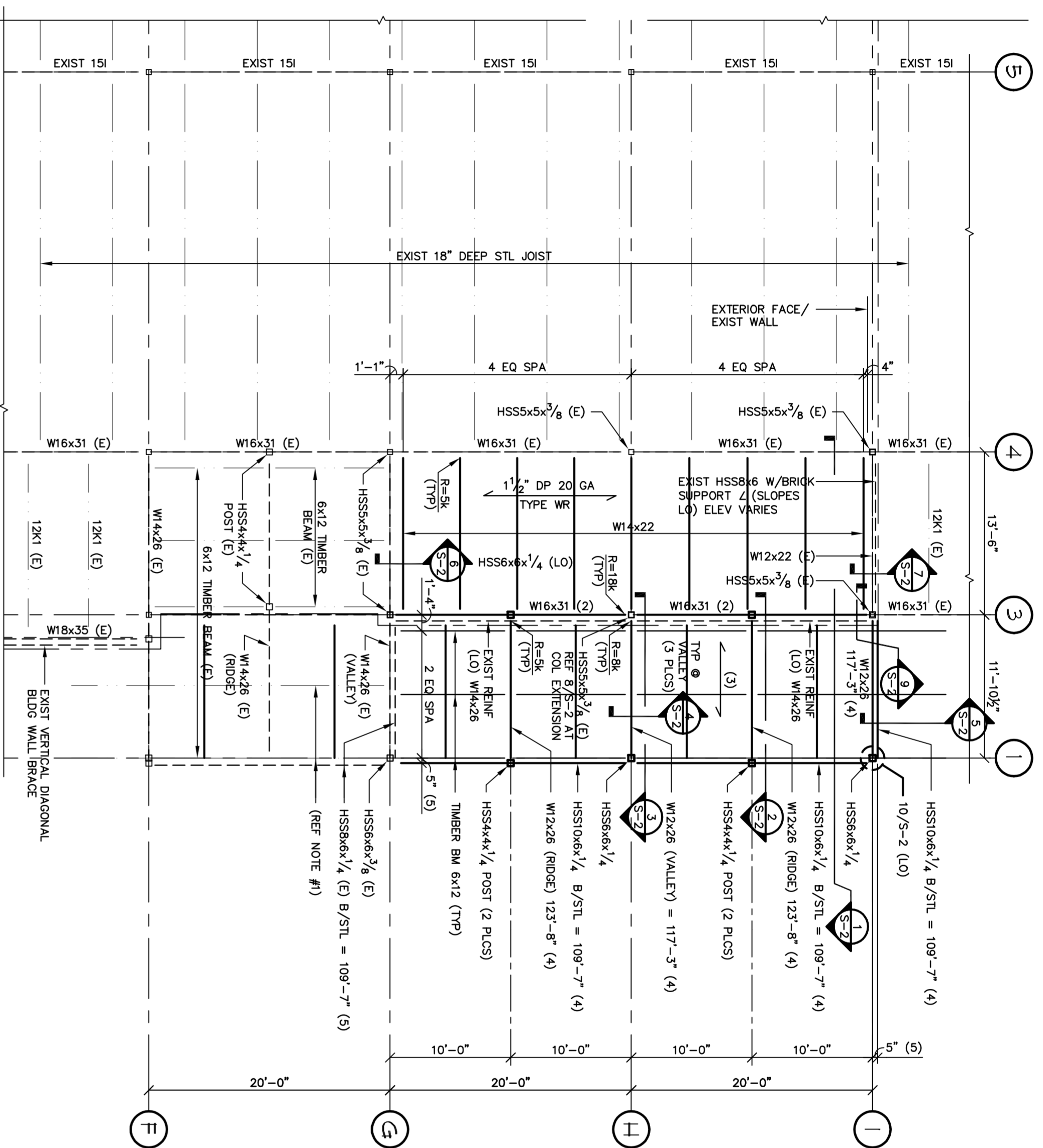
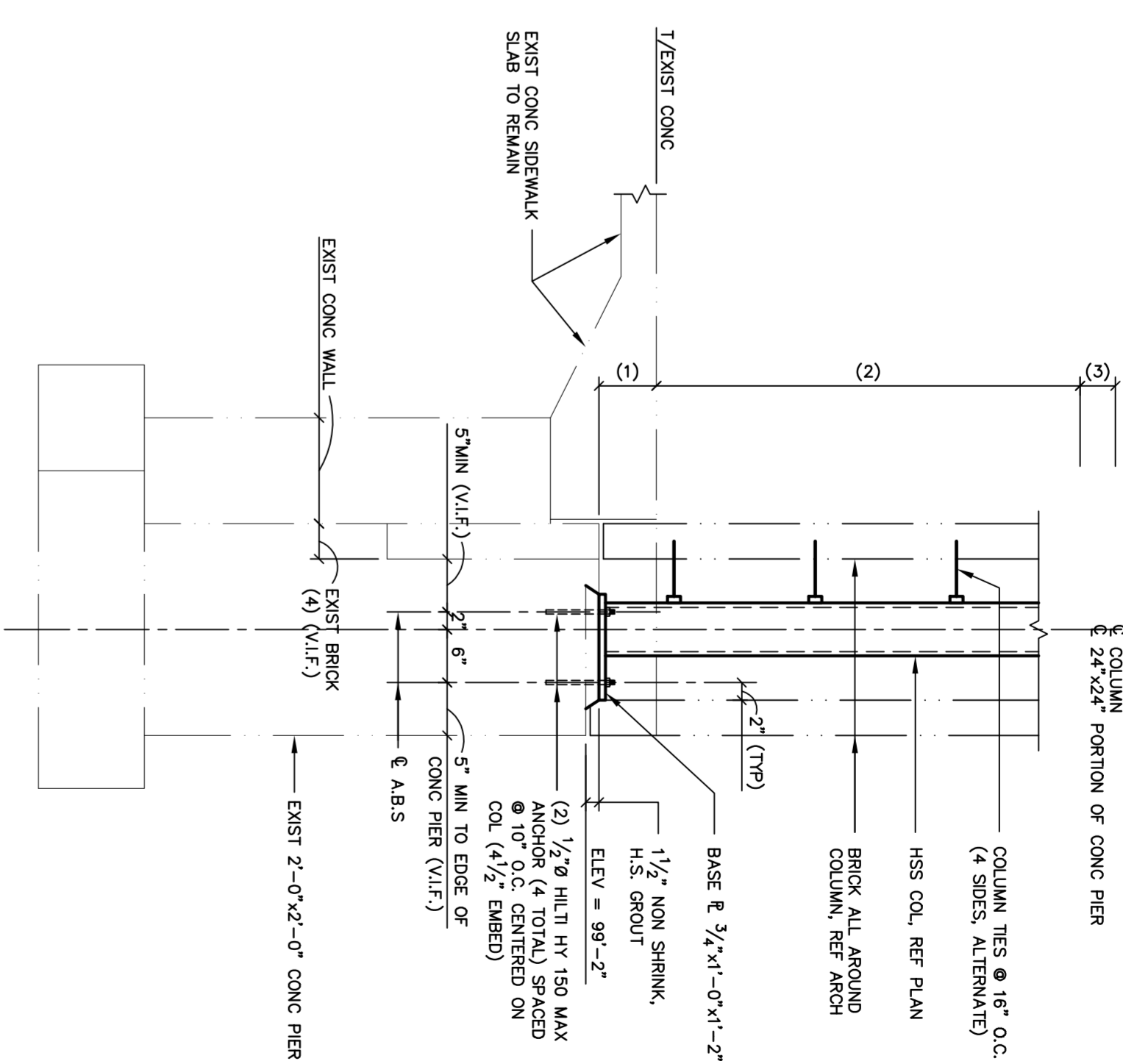


1 EXIST PARTIAL FOUNDATION PLAN
SCALE: 1/8" = 1'-0"
NORTH



2 EXIST PARTIAL ROOF FRAMING PLAN
SCALE: 1/8" = 1'-0"
NORTH

- NOTES:
- EXISTING 6x12 TIMBER STOPPING ROOF BEAM, REMOVE PORTION WHICH EXTENDS BEYOND EXISTING WALL.
 - 7/8" TL ELEV = 116'-0 1/2" BASED ON 7/8" TL ELEV (V/ST = 8/5" TL DECK)
 - ALONG CL = 115'-8 1/2" V.I.F. = 1,180.00 PER LIN.
 - ELEVATIONS NOTED ARE SHOWN TO MATCH EXISTING CONSTRUCTION PER EXISTING RECORD DRAWINGS.
 - PER THE INTENTION TO PROVIDE ANCHOR SWAY, ELEVATIONS AND ELEVATION (B/HSS) AS EXISTING FRAMING MEMBER.



3 FOUNDATION SECTION
SCALE: 3/4" = 1'-0"

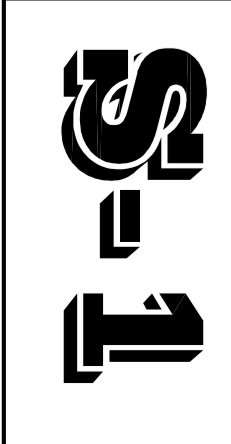
- NOTES:
- EXISTING CONC TO BE REMOVED TO ELEV 99'-2".
 - EXISTING BRICK AND CMU PIER TO BE REMOVED.
 - EXISTING CONC TO BE REMOVED TO ELEV 99'-2".
 - CONTRACTOR TO CONFIRM EXISTING CONSTRUCTION PRIOR TO FABRICATION OF FOUNDATION.
 - EXISTING CONCRETE FOUNDATION AS SHOWN, BASED ON S1.1 AND 10/25.1 OF EXISTING DRAWINGS, PER 1015 P.

REVISIONS	NO.	DATE	COMMENTS	SCALE

SALES :	17,224 sq. ft.	DATE :	04/28/10
STOCK :	5,424 sq. ft.	JOB No. :	FT-1912
MISC. :	1,464 sq. ft.	DRAWN BY :	FTA
TOTAL :	23,332 sq. ft.	TENANT STORE No. :	XXXX
		SPACE No. :	XXXX

Jeffrey Taylor Architect
572 North Broadway
White Plains, N.Y. 10603
Tel 914 289 0011
Fax 914 289 0022

BARRY LEVIN & ASSOCIATES
STRUCTURAL ENGINEERS
3000 CAMDEN ST. SUITE 401
PHILADELPHIA, PENNSYLVANIA 19134
PHONE 215-261-1100 FAX 215-261-1100
WWW.BARRYLEVIN.COM



TRADER JOE'S
87 MARGINAL WAY
PORTLAND, ME. 04101

SHEET NAME
**PARTIAL ROOF & FOUNDATION
PLANS & FDN SECTION(S)**