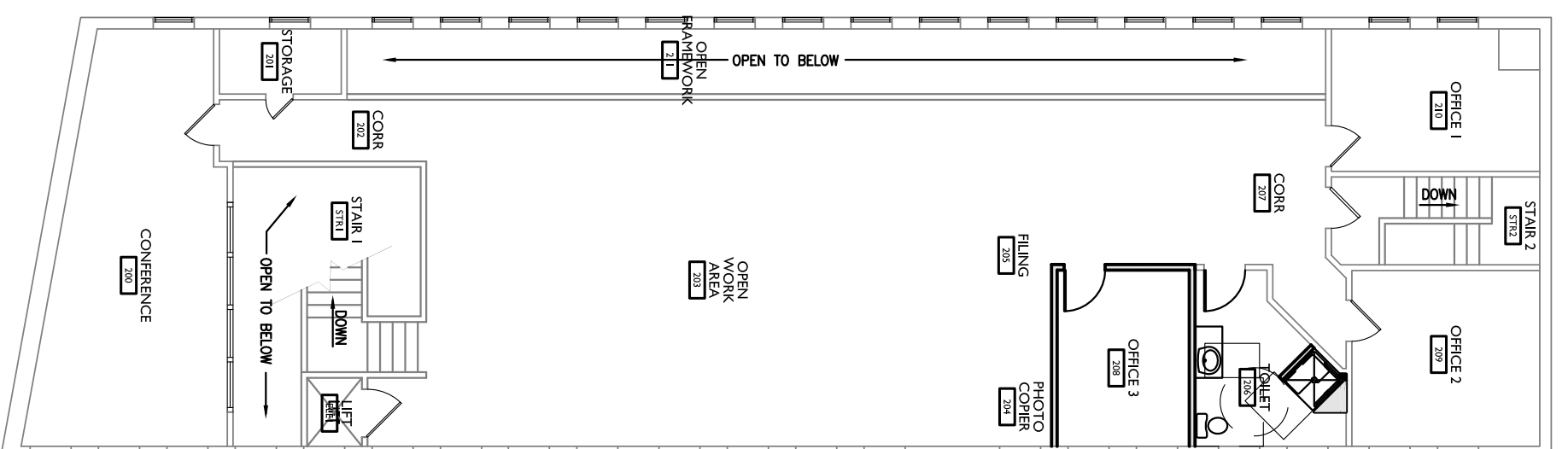
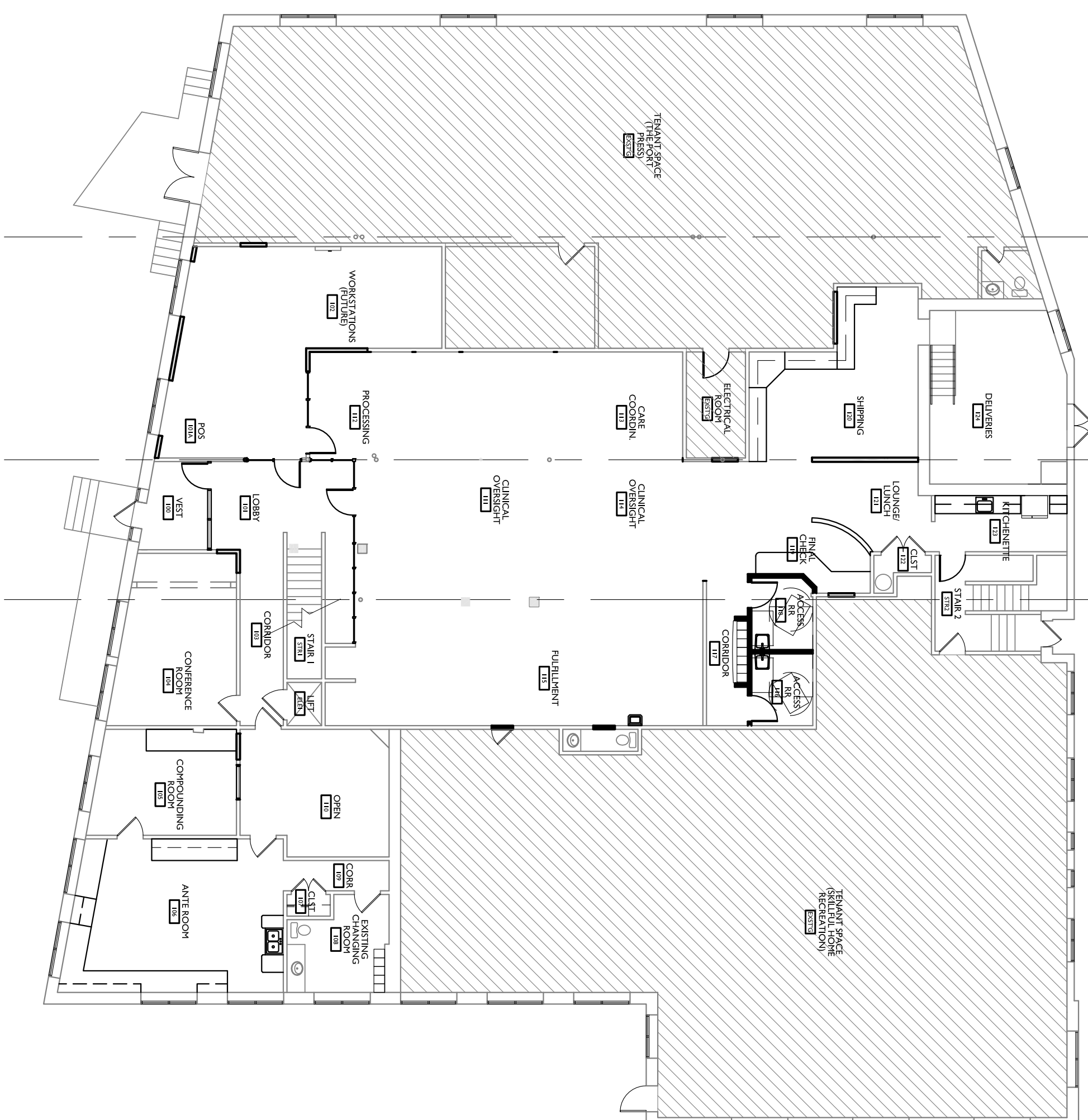


EXISTING AREAS NOT UNDER CONSTRUCTION

1 HOUR RATED ROOM ENCLOSURE



JI KEY PLAN - SECOND FLOOR



AI KEY PLAN - FIRST FLOOR

2009 NFPA: CODE DATA

TYPE OF CONSTRUCTION	CH. 37 MERCANTILE (EXISTING BUILDING)
OCCUPANT LOAD	TYPE V 000 FIRST FLOOR: 175 SECOND FLOOR: 49
MERCANTILE CLASS	B
EXTERIOR BEARING WALLS	0 HOUR
EXTERIOR NONBEARING WALLS	0 HOUR
INTERIOR BEARING WALLS	0 HOUR
COLUMNS	0 HOUR
BEAMS, GIRDERS, TRUSSES	0 HOUR
FLOOR CONSTRUCTION	0 HOUR
ROOF CONSTRUCTION	0 HOUR
MECHANICAL ROOMS	1 HOUR
TENANT SEPARATION	0 HOUR
APOTHECARY - FIRST FLOOR & SECOND FLOOR	8,132 S.F.
TOTAL BUILDING AREA	14,850 SF BUILDING TOTAL
BUILDING HEIGHT	20'-0" +/-
PROTECTION OF VERTICAL OPENINGS: 37.3.1	ALLOWED UNDER 37.3.1
FIRE SUPPRESSION	SPRINKLER SYSTEM - BUILDING OWNER TO INSTALL SUPERVISORY SYSTEM AS PART OF RENOVATION.
FIRE EXTINGUISHERS	PER NFPA 2009
UNIT SEPARATION: MUBEC CONFLICT ADOPTED RULE NUMBER: 2011.250	0 HOUR
COMMON PATH OF TRAVEL LIMIT	100'
DEAD-END LIMIT	50'
TRAVEL DISTANCE LIMIT	250'
EXITS: 8.6.6 COMMUNICATING SPACES: 37.2.1.2	2 MEANS OF EGRESS: 1 ENCLOSED STAIR & 1 COMMUNICATING SPACE
CORRIDOR WIDTH	44"
STAIR ENCLOSURES	1 HOUR
EXIT ACCESS CORRIDORS	0 HOUR
FLAME SPREAD RATINGS:	
INTERIOR FINISH REQUIREMENTS (SPRINKLERED BLDG)	CLASS A, B OR C
WALLS AND CEILINGS	CLASS A OR CLASS B
EXIT ACCESS CORRIDORS	CLASS A OR CLASS B
INTERIOR FLOOR FINISH REQUIREMENTS	CLASS I OR CLASS II (REDUCTION PERMITTED OF ONE CLASS IN SPRINKLERED BUILDING)
EXITS	
CORRIDORS	
GENERAL NOTES	1. ALL PENETRATIONS OF SMOKE BARRIERS, PARTITIONS, FIRE RATED WALLS AND FLOORS SHALL BE SEALED WITH PROPER APPROVED MATERIALS

2009 IBC: CODE DATA

OCCUPANT LOAD	M. Mercantile (EXISTING BLDG) FIRST FLOOR: 175 SECOND FLOOR: 49
USE GROUP CLASSIFICATION	MERCANTILE
TYPE OF CONSTRUCTION	TYPE V B
ACTUAL BUILDING AREA BY FLOOR	5,247 S.F. FIRST FLOOR - RENOVATED AREAS 2,885 S.F. SECOND FLOOR
TOTAL BUILDING AREA	14,850 SF
TABLE 503 BUILDING AREA LIMITATION - SQ. FT.	1 LEVEL @ 9,000 SF AUTOMATIC SPRINKLER SYSTEM INCREASE BY 200 PERCENT
REQUIRED SEPARATION OF OCCUPANCIES (HOURS) TABLE 508.4	NO SEPARATION REQUIREMENTS
ACTUAL BUILDING HEIGHT	20'-0" +/-
EXIT ACCESS TRAVEL DISTANCE	250'-0"
DEAD END CORRIDORS	50'-0"
CORRIDOR WIDTH	44"
COMMON PATH OF EGRESS TRAVEL	75'
FIRE RATING:	
EXTERIOR BEARING WALLS	0 HOUR
INTERIOR BEARING WALLS	0 HOUR
NON-BEARING WALLS & PARTITIONS	0 HOUR
FLOOR CONSTRUCTION	0 HOUR
ROOF CONSTRUCTION	0 HOUR
CORRIDORS	0 HOUR
STAIR ENCLOSURES	1 HOUR
UNIT SEPARATION	0 HOUR
MECHANICAL ROOMS	1 HOUR
FLAME SPREAD RATINGS:	
INTERIOR WALL & CEILING FINISH REQUIREMENTS - TABLE 803.9	
EXIT ENCLOSURES & EXIT PASSAGEWAYS	B
CORRIDORS	C
ROOMS OR ENCLOSED SPACES	C
INTERIOR FLOOR FINISH REQUIREMENTS	CLASS II
EXIT ENCLOSURES & EXIT PASSAGEWAYS	CLASS II
CORRIDORS	CLASS II
PORTABLE FIRE EXTINGUISHERS SECTION 906	
GENERAL NOTES	1. ALL PENETRATIONS OF SMOKE BARRIERS, PARTITIONS, FIRE RATED WALLS AND FLOORS SHALL BE SEALED WITH PROPER APPROVED MATERIALS 2. ALL WORK SHALL CONFORM TO LOCAL AND STATE CODES, ORDINANCES, AND REQUIREMENTS, ACCESSIBILITY PER ADA, A.G.

A9 CODE REVIEW



Gawron Turgeon ARCHITECTS
29 Black Point Road
Scarborough, Maine 04074
www.gawronturgeon.com
2025-2026 License No. 125000001000

APOTHECARY BY DESIGN
141 PREBLE STREET
PORTLAND, MAINE

#	DATE	DESCRIPTION
1	9/18/12	SUBMIT REVISIONS
2	9/18/12	DELIVER PERMITS
3	09/20/12	FINAL CONSTRUCTION DRAWINGS
4	09/28/12	FINAL CONSTRUCTION DRAWINGS - REVISION
5	10/24/12	FINAL CONSTRUCTION DRAWINGS - REVISION

DATE	09/28/12
PROJECT #	120111
DRAWN BY	DLP
CHECKED BY	MEI
DRAWING SCALE	AS NOTED
SHEET TITLE	
CODE REVIEW	

G102

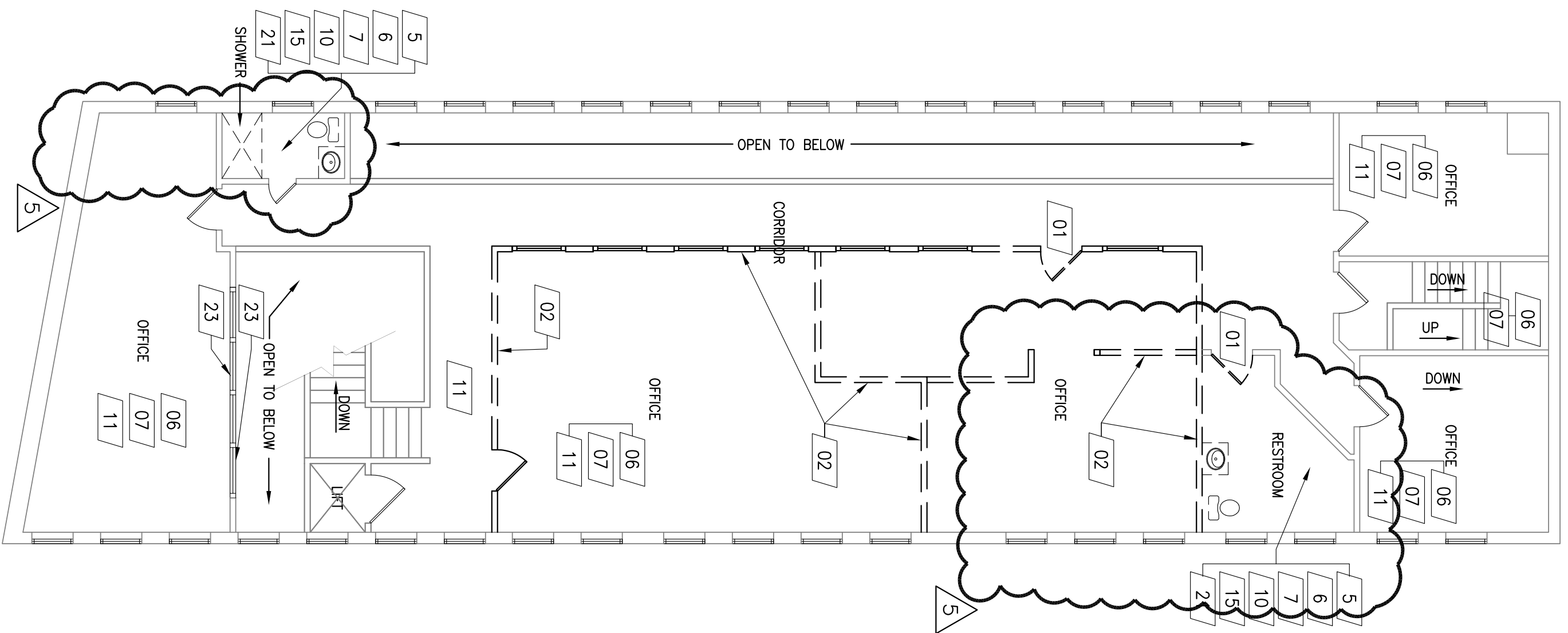
1. COORDINATION: PRIOR TO ANY DEMOLITION WORK SHALL BE COORDINATED WITH ALL NEW CONSTRUCTION BY ALL TRADES GENERAL CONTRACTOR SHALL NOTIFY ARCHITECT IN WRITING OF ANY DEMOLITION WORK TO BE PERFORMED PRIOR TO COMMENCEMENT OF DEMOLITION CONSTRUCTION. IN ABSENCE OF INFORMATION INDICATING OTHERWISE, CONTRACTOR SHALL BRING AREAS AND SURFACES UP TO STANDARDS OF NEW CONSTRUCTION IN THE AREAS CALLING FOR NEW CONSTRUCTION.
2. DAMAGE: EXISTING BUILDING OR BUILDING SYSTEM AFFECTED BY NEW WORK, DEMOLITION OR MAJOR REPAIRS SHALL BE RESTORED TO ORIGINAL CONDITION AND COLOR BY METHODS DESCRIBED IN THESE DOCUMENTS, OR AS APPROVED BY THE ARCHITECT.
3. EQUIPMENT AND FIXTURES - NEW OR RELOCATED ITEMS SHALL BE VERIFIED BY CONTRACTOR AS APPROPRIATE TO THE ADJACENT AND CONTIGUOUS CONSTRUCTION PRIOR TO INSTALLATION OR REMOVAL. CONTRACTOR SHALL DETERMINE APPROPRIATE ANCHORING TYPES UNLESS OTHERWISE INDICATED.
4. PATCHING: AFTER ALL REMOVALS OF WALLS, DOORS, WINDOWS, CEILINGS AND OTHER COMPONENTS, PATCH AND PREPARE THE REMAINING EXPOSED DAMAGED SURFACES TO PREPARE FOR NEW WORK AND NEW FINISH. PATCH AND PREPARE UNIFORM TO LOOKS A WALL REMOVAL. NEW WORK AND NEW FINISH SHALL BE INSTALLED TO MATCH EXISTING SURFACES AND FINISHES AS NECESSARY, PIECE IN NEW CEILING SUSPENSION SYSTEM.

O1 DEMOLITION PLAN NOTES

5. CONCEALED SERVICES: BUILDING DETAILERS IN CONCEALED SPACES ARE NOT REQUIRED TO BE REPAIRED, EXCEPT AS REQUIRED TO MAINTAIN FIRE RAININGS, STRUCTURAL INTEGRITY, WATERPROOFING AND HEAT LOSS OR GAIN.
 6. PIPE REPAIRS: AFTER REMOVALS OF PIPING, RADATORS, AND OTHER EQUIPMENT, REPAIR THE REMAINING EXISTING SURFACE AND TO MAINTAIN RAININGS. FILL MOUNTING HOLES AND REPAIR WALL SURFACES.
- INSTRUCTIONS FOR RENOVATIONS:
1. LEAVE EXISTING FLOORS TO RECEIVE NEW FINISHES AS INDICATED IN THE DRAWINGS - SEE INTERIOR FINISH SCHEDULE AND NOTES - AND SHALL BE CERTIFIED AS SUITABLE FOR THE NEW FINISHES BY THE INSTALLER PRIOR TO THE NEW WORK.
 2. COVER PLATES: PROVIDE COVER PLATES OVER ABANDONED ELECTRICAL DEVICES.
 3. FIRE EXTINGUISHERS: CONTRACTOR SHALL REMOVE EXISTING EXTINGUISHERS AND REINSTALL CODE WORKING FIRE EXTINGUISHERS; ALIGNMENT WITH NEW AS REQUIRED BY CITY OF PORTLAND AND LIFE SAFETY 101.
 4. SIGNAGE: REMOVE ALL EXISTING INTERIOR SIGNAGE.

- INSTRUCTIONS FOR REMOVALS:
1. CONTRACTOR IS RESPONSIBLE FOR SECURITY AND PROTECTION FROM DAMAGE AND DESTRUCTION OF ANY EXPOSED BUILDING COMPONENTS RESULTING FROM DEMOLITION, REMOVALS AND NEW WORK.
 2. PLANS: SEE DEMOLITION PLANS FOR DEMOLITION WORK, MECHANICAL, ELECTRICAL AND PLUMBING DEMOLITION IS DESIGN BUILD THROUGH GENERAL CONTRACTOR.
 3. VERIFY STRUCTURAL CONDITIONS WITH DRAWINGS AND ACTUAL CONDITIONS PRIOR TO WALL AND FLOOR REMOVALS. REPORT DISCREPANCIES TO ARCHITECT BEFORE PROCEEDING WITH WORK. CONTRACTOR IS RESPONSIBLE FOR SHORING AND OTHER TEMPORARY SUPPORT METHODS AS MAY BE NEEDED.
 4. REUSE/SALVAGE: CONTRACTOR SHALL SALVAGE CERTAIN COMPONENTS FOR LIMITED REUSE TO MATCH EXISTING CONDITIONS TO PATCH AND REPAIR INCLUDING:
 - CEILING TILES, WOOD DOORS AND ALL DOOR HARDWARE
 - LIGHT FIXTURES SCHEDULED FOR REUSE.

5. SALVAGE FOR BUILDING OWNER: PRIOR TO ANY AND ALL DEMOLITION, CONTRACTOR SHALL MEET WITH OWNERS REPRESENTATIVE TO DETERMINE REQUIRED SALVAGED ITEMS.



A1 SECOND FLOOR PLAN



A6 FIRST FLOOR PLAN

- 01 REMOVE DOOR, FRAME AND ALL ASSOCIATED HARDWARE AS REQUIRED FOR NEW CONSTRUCTION
- 02 REMOVE WALL AS REQUIRED FOR NEW CONSTRUCTION
- 03 REMOVE ALL GAB CEILINGS AS REQUIRED FOR NEW CONSTRUCTION - PATCH AS REQUIRED FOR SMOOTH AND LEVEL APPLICATION OF NEW FINISHES
- 04 REMOVE ALL CEILING GRIDS, TILE AND ASSOCIATED HARDWARE AS REQUIRED FOR NEW CONSTRUCTION
- 05 REMOVE ALL WALL FINISHES AND ASSOCIATED ADHESIVES AS REQUIRED FOR A SMOOTH AND LEVEL APPLICATION OF NEW FINISHES
- 06 REMOVE ALL FLOOR COVERING AND ASSOCIATED ADHESIVES, SOIL AND DEBRIS AND PREPARE EXISTING SUBFLOOR AS REQUIRED FOR SMOOTH AND LEVEL APPLICATION OF NEW FLOORING
- 07 REMOVE WALL BASE AND ASSOCIATED ADHESIVES, PREPARE EXISTING WALL AS REQUIRED FOR SMOOTH AND LEVEL APPLICATION OF NEW BASE - SALVAGE ALL EXISTING WOOD BASE FOR RE-USE
- 08 NOT USED
- 09 REMOVE ALL INTERIOR WINDOW GLAZING, Sidelites AND FRAMES, SALVAGE FOR OWNER.
- 10 REMOVE ALL MILLWORK (INCLUDING WALL & BASE CABINETS) AND ALL ASSOCIATED COMPONENTS
- 11 REMOVE AND SALVAGE EXISTING SUSPENDED LINEAR LIGHT FIXTURES FOR BUILDING OWNER.
- 12 REMOVE EXISTING WINDOW TREATMENTS.
- 13 ALL EXISTING WINDOW TREATMENTS TO REMAIN - PROTECT DURING CONSTRUCTION
- 14 REMOVE IT EQUIPMENT
- 15 REPAIR ANY DAMAGED SITS IN THEIR ENTIRETY TO MATCH EXISTING.
- 16 REMOVE EXISTING TRACK LIGHTING AND ART RAIL PATCH WALL
- 17 REMOVE EXISTING SECURITY SYSTEM PANEL AND PATCH WALL
- 18 REMOVE STAIRS PER DRAWINGS.
- 19 REMOVE LIGHTING.
- 20 REMOVE TOILET PARTITIONS
- 21 REMOVE PLUMBING PARTIES
- 22 REMOVE SIGN AND RAILING SYSTEM (AS REQUIRED)
- 23 REMOVE WINDOW CASING
- 24 REMOVE PLYWOOD PANELS
- 25 REMOVE EXISTING POST

A18 LEGEND

NO.	DATE	DESCRIPTION
1	9/18/12	ISSUE RESPONSE
2	9/18/12	DEVELOP CONDITIONS
3	09/20/12	FINAL CONSTRUCTION DRAWINGS
4	09/28/12	ISSUE RESPONSE
5	10/01/12	FINAL CONSTRUCTION DRAWINGS - REVISED

DATE	09/28/12
PROJECT #	120111
DRAWN BY	LAP
CHECKED BY	MEI
DRAWING SCALE	AS NOTED

SHEET TITLE	
FLOOR PLAN - DEMOLITION PLAN	



D101

APOTHECARY BY DESIGN
 141 PREBLE STREET
 PORTLAND, MAINE

Gawron Turgeon ARCHITECTS
 29 Black Point Road
 Scarborough, Maine 04074
 www.gawronturjeon.com
 207.552.2222 or 207.552.2223



1/8" = 1'-0" 2 3 4 5 6 7 8 9 10 11 12 13 14 15 16 17 18 19 20



APOTHECARY BY DESIGN
141 PREBLE STREET
PORTLAND, MAINE

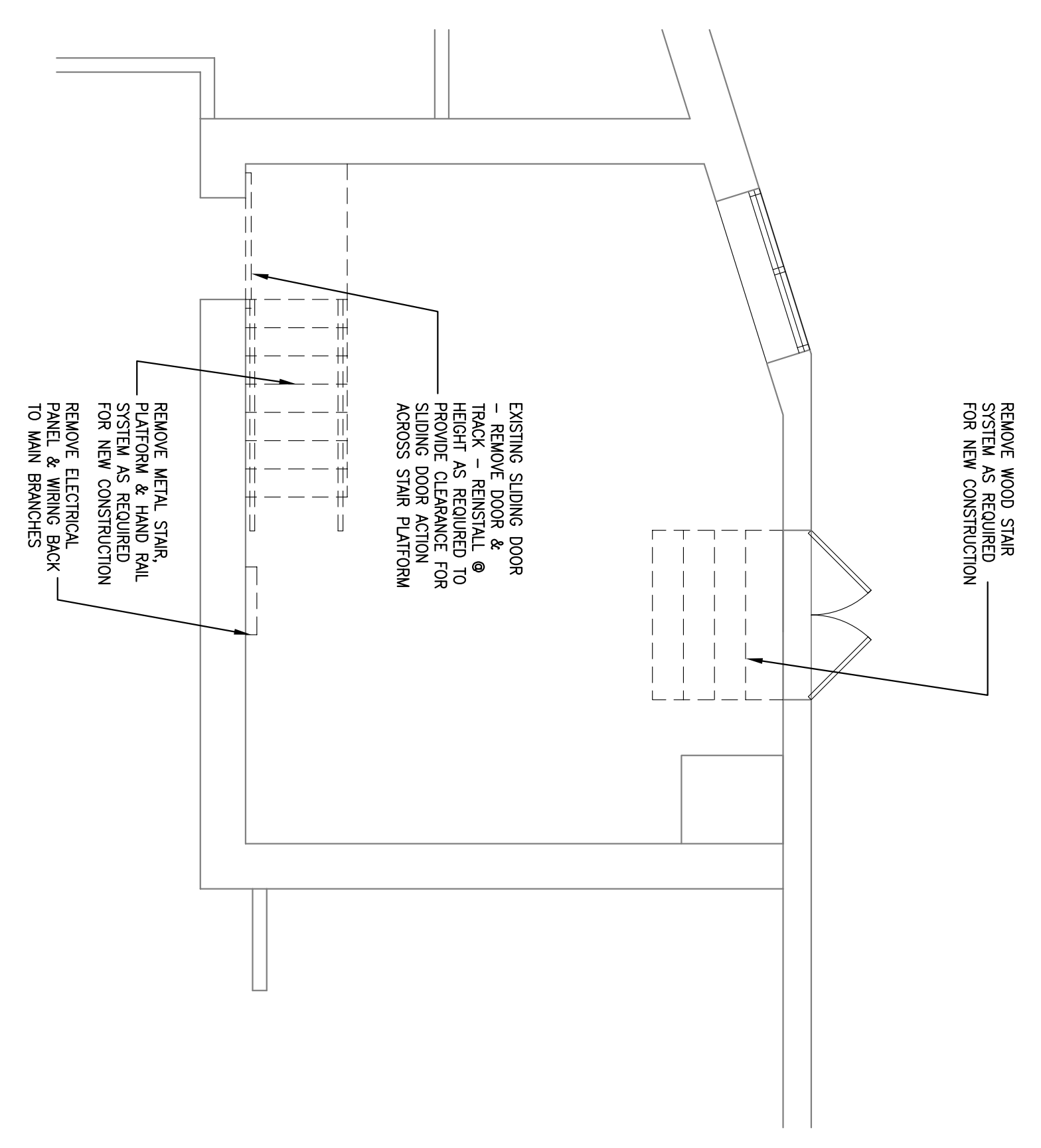
#	DATE	DESCRIPTION
1	9.18.12	SIPA RESUBMISSION
2	9.19.12	DELETED COMMENTS
3	09.20.12	FINAL CONSTRUCTION DRAWINGS
4	09.20.12	CONSTRUCTION PLATFORM DRAWINGS - REVISED
5		FINAL CONSTRUCTION DRAWINGS - REVISED

DATE	09.28.12
PROJECT #	120111
DRAWN BY	DMR
CHECKED BY	MEF
DRAWING SCALE	AS NOTED

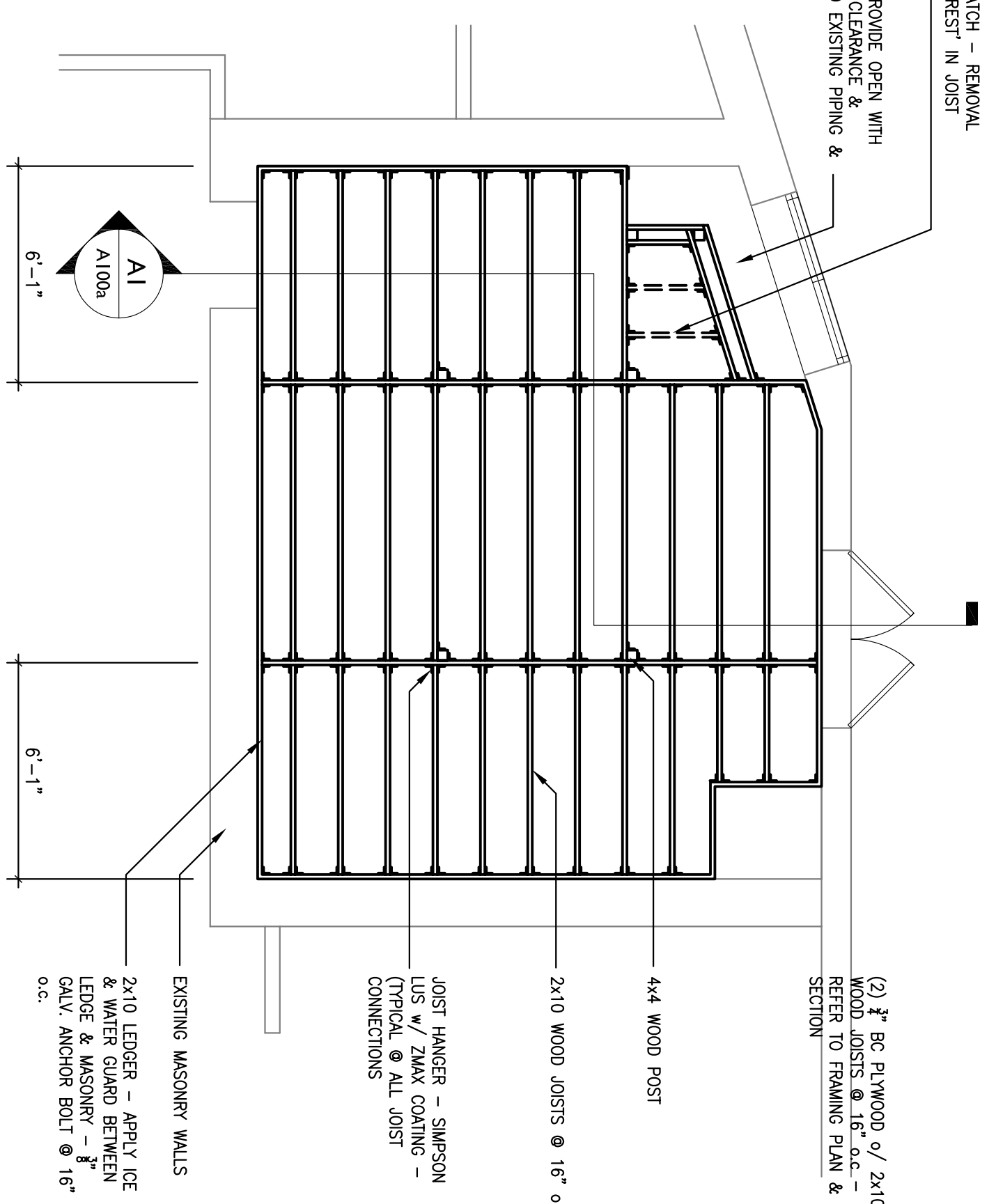
SHEET TITLE
DELIVERY AREA PLATFORM & STAIR

A100A

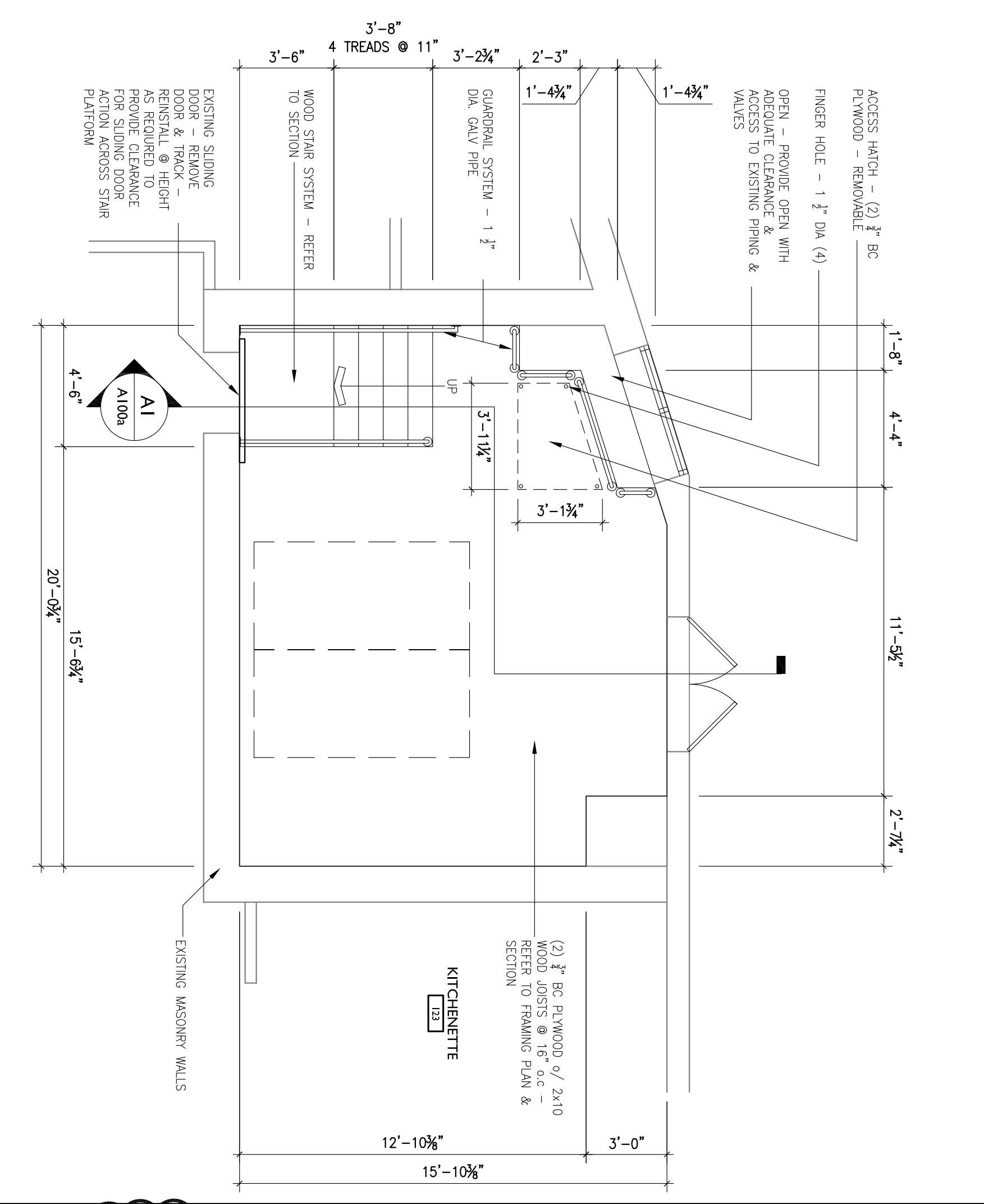
© COPYRIGHT 1985-2012
STANLEY GAMRON ARCHITECTS
305 S. BOSTON ST. PORTLAND, ME 04101
PH 603.876.1234 FAX 603.876.1235



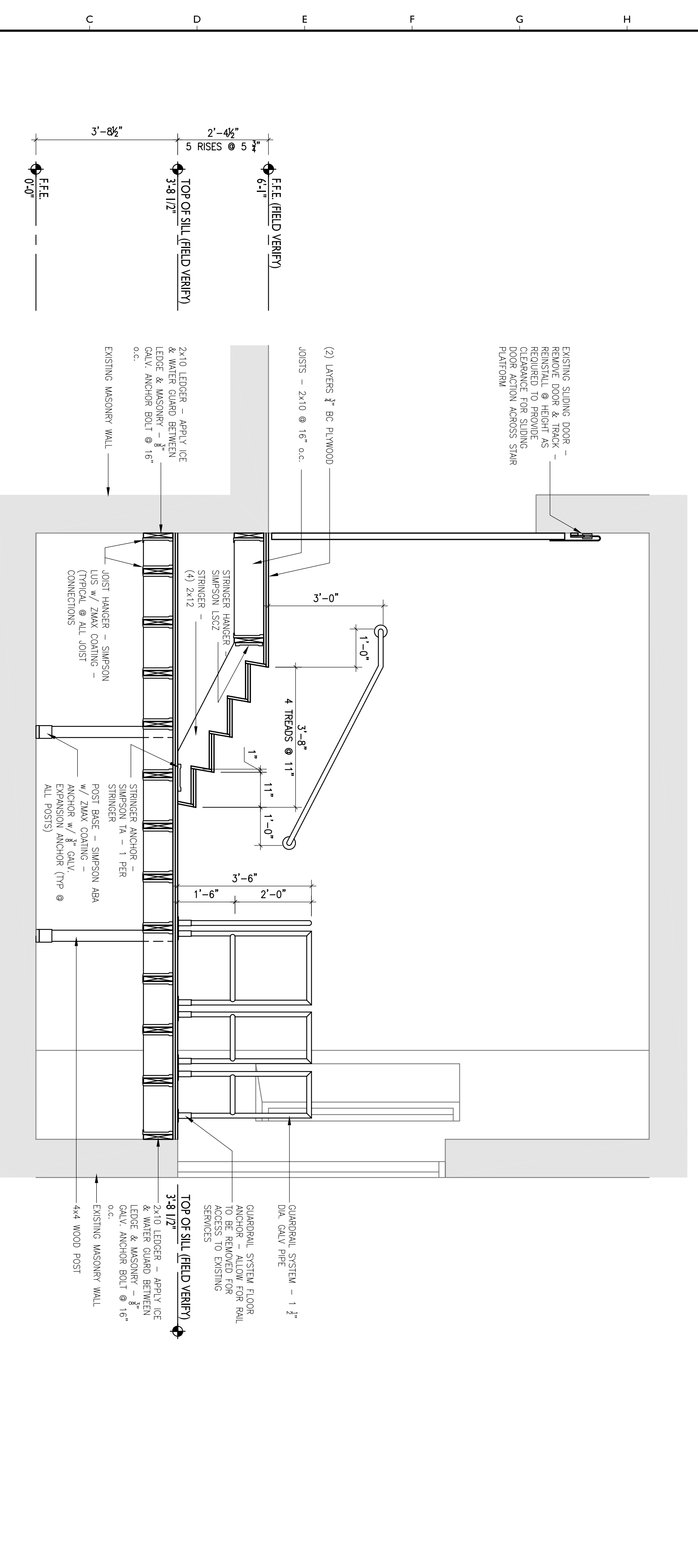
J14 PARTIAL FLOOR PLAN
DELIVERY PLATFORM DEMOLITION PLAN



J7 PARTIAL FLOOR PLAN
DELIVERY PLATFORM FRAMING - FIELD VERIFY ALL DIMENSIONS PRIOR TO CONSTRUCTION




A14 PARTIAL FLOOR PLAN
DELIVERY PLATFORM PLAN - FIELD VERIFY ALL DIMENSIONS PRIOR TO CONSTRUCTION



AI SECTION
DELIVERY PLATFORM - FIELD VERIFY ALL DIMENSIONS PRIOR TO CONSTRUCTION

A 1 2 3 4 5 6 7 8 9 10 11 12 13 14 15 16 17 18 19 20



**Gawron
Turgeon
ARCHITECTS**
29 Black Point Road
Scarborough, Maine 04074
www.gawronturgeon.com
207.886.4444 • 207.886.4445


APOTHECARY BY DESIGN
•
•
•
141 PREBLE STREET
•
•
PORTLAND, MAINE

#	DATE	DESCRIPTION
1	9/18/12	SHEMA RESPONSE
2	9/18/12	PERMIT SUBMITTALS
3	09/20/12	FINAL CONSTRUCTION DRAWINGS
4	09/20/12	FINAL CONSTRUCTION DRAWINGS - REVISED
5	10/04/12	FINAL CONSTRUCTION DRAWINGS - REBID

DATE	09/28/12
PROJECT #	120111
DRAWN BY	LAP
CHECKED BY	MEI
DRAWING SCALE	AS NOTED

SHEET TITLE	FLOOR PLAN AND LEGEND
A101	

© COPYRIGHT 1985-2012
STANLEY W. GAMRON
REGISTERED ARCHITECT
STATE OF MAINE



O18 IMAGE-KNEE WALL
PERIMETER WALLS



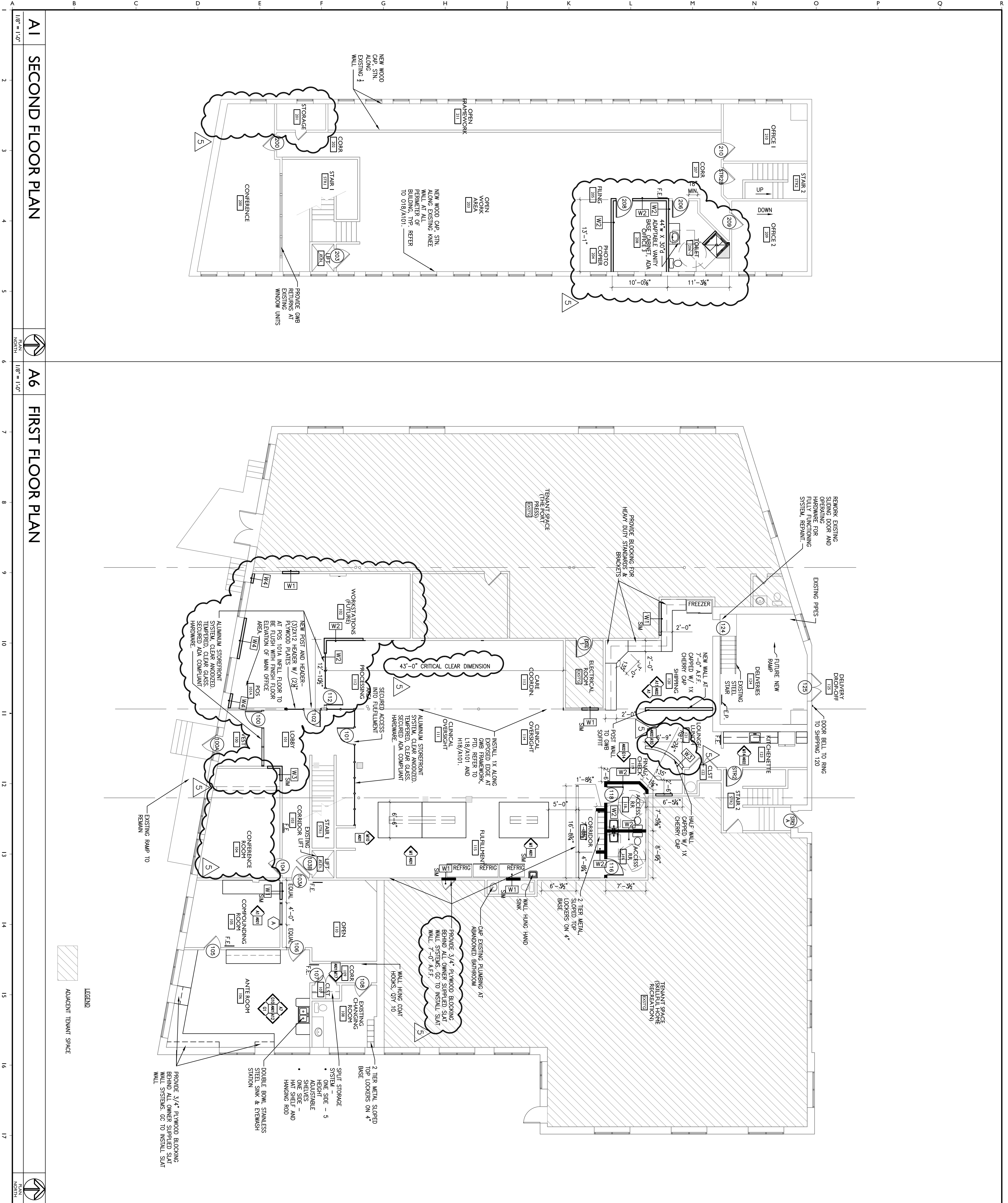
L18 IMAGE-FRAMEWORK
SILL AT FRAMEWORK



H18 IMAGE-FRAMEWORK
SILL AT FRAMEWORK


NOTES

1. PAINT EXISTING EXTERIOR HANDRAIL SYSTEM
2. PAINT EXISTING WINDOW TRIM BAND
3. PROVIDE 7" PLYWOOD BLOCKING BEHIND ALL OWNER SUPPLIED LAMINATE SYSTEMS, CONCRETE OPEN & SUPPLIER ALL SYSTEMS.
4. COMPARTMENTING ROOM - CLEAN ROOM ENVIRONMENT ISO 8 CLASSIFICATION.
5. CONTRACTOR TO INVESTIGATE BACKFLOW LEAK AT FLOOR DRAIN IN BENTLEY 2X4.
6. PROVIDE ADA SIGNAGE AT BATHROOMS & STAIR TOWER PER ADA GUIDELINES
7. PROVIDE ADA SIGNAGE AT BATHROOMS & STAIR TOWER PER ADA GUIDELINES
8. KITCHEN CABINETS BY ARMSTRONG, DOORSTYLE: ABBODCREST.
9. PROVIDE CHAIRBACK TOILET ACCESSORIES AT ACCESS RR 116 & 118. TOILET 206 PROVIDE 2'X7' BEVELED EDGE MIRROR ABOVE SINKS.



A1 SECOND FLOOR PLAN
1/8" = 1'-0"
NORTH

A6 FIRST FLOOR PLAN
1/8" = 1'-0"
NORTH



Gawron Turgeon ARCHITECTS
 29 Black Point Road
 Scarborough, Maine 04074
 www.gawronturgeon.com
 Tel: 207.552.0300 Fax: 207.552.0303

APOTHECARY BY DESIGN
 • • •
 141 PREBLE STREET
 PORTLAND, MAINE

#	DATE	DESCRIPTION
1	9/18/12	ISSUE RESUBMISSION
2	9/18/12	DELIVERABLES
3	09/20/12	FINAL CONSTRUCTION DRAWINGS
4	09/28/12	FINAL CONSTRUCTION DRAWINGS - REVISION
5	10/04/12	FINAL CONSTRUCTION DRAWINGS - REVISION

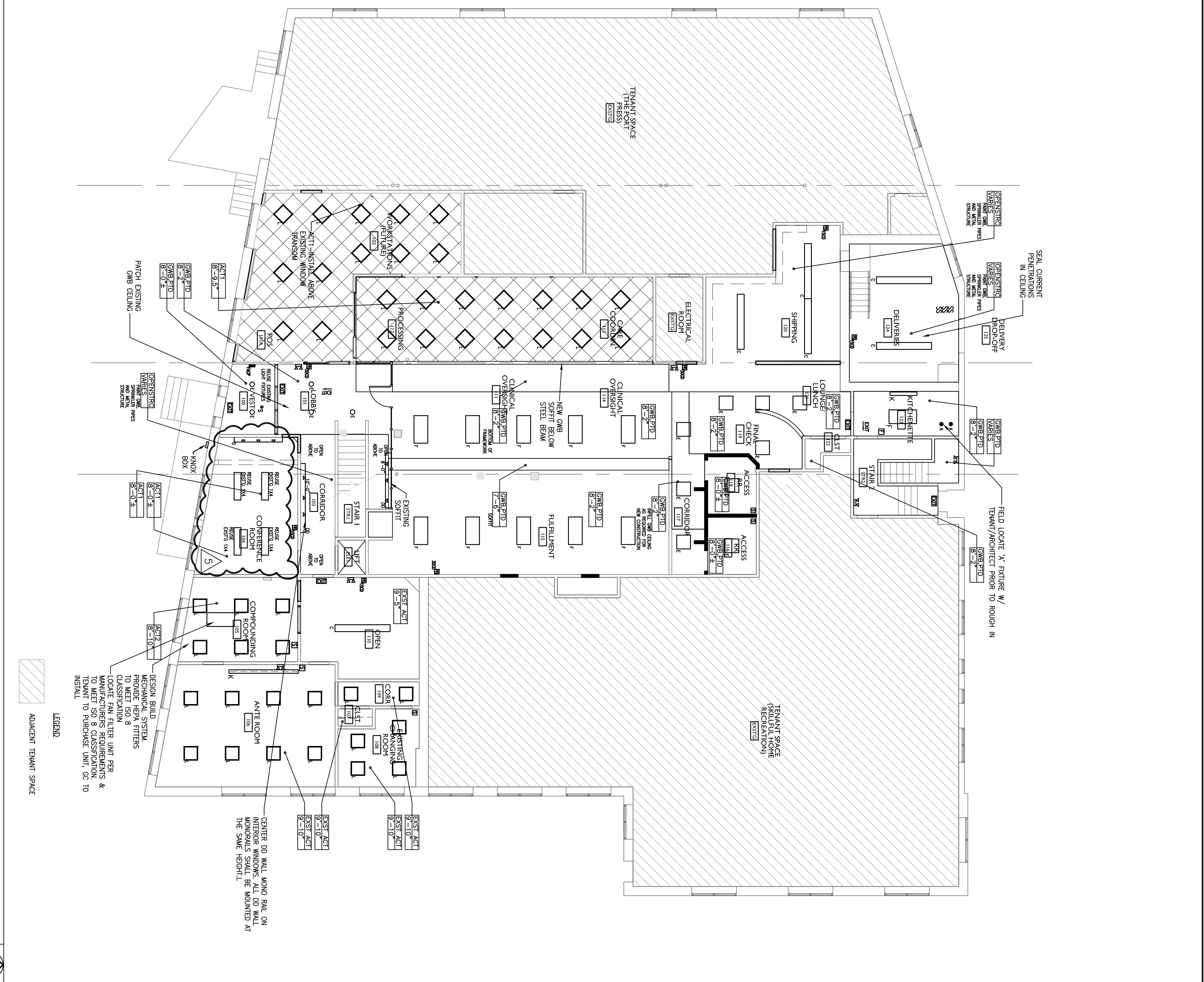
DATE	09/28/12
PROJECT #	120111
DRAWN BY	LAP
CHECKED BY	MEF
DRAWING SCALE	AS NOTED

SHEET TITLE	REFLECTED CEILING PLAN AND LEGEND
--------------------	-----------------------------------

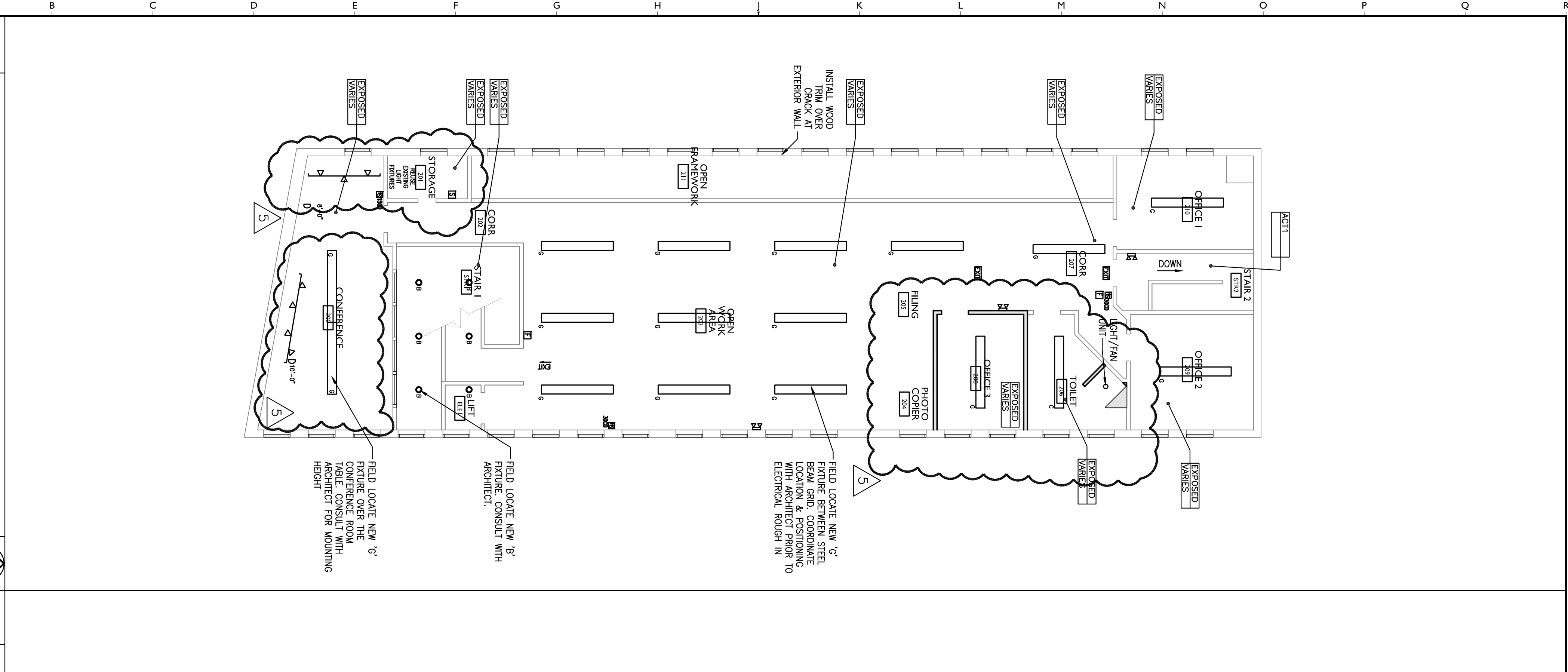
A301
 REVISED TO REFLECT SECURITY INFORMATION
 © COPYRIGHT 1985-2012
 STANLEY M. GAWRON
 REGISTERED ARCHITECT
 MAINE

EXIT	MECHANICAL SYSTEM	DESIGN BUILD	LOCATE FAN FILTER UNIT PER MANUFACTURERS REQUIREMENTS & TO MEET ISO 8 CLASSIFICATION	LOCATE FAN FILTER UNIT PER MANUFACTURERS REQUIREMENTS & TO MEET ISO 8 CLASSIFICATION. TO TENANT TO PURCHASE UNIT. GC TO INSTALL	CEILING TAG	CONTINUOUS FLUORESCENT STRIP-DUNDER CABINET	LIGHTTOLER 2x2 (2) 78 LAMPS, RECESSED SLIM LINE DROP BASKET DIRECT / INDIRECT LIGHTING	TECH LIGHTING MONO-RAIL SYSTEM W/ AERO HEAD-SOFA	TECH LIGHTING WALL MONO RAIL W/ AERO HEAD-SOFA, MONO RAIL TO PROJECT 12" OFF FROM WALL CENTER WALL MONORAIL ON INTERIOR WINDOWS.	LIGHTTOLER 2x2 (2) 78 LAMPS SURFACE MOUNTED SLIM LINE DROP BASKET DIRECT / INDIRECT LIGHTING	LIGHTTOLER 2x4 (2) 78 LAMPS SURFACE MOUNTED SLIM LINE DROP BASKET DIRECT / INDIRECT LIGHTING	LIGHTTOLER LINEAR LIGHTING SYSTEMS EXPOSURE (3) 78 LAMPS LOWER	RELOCATED EXISTING 8' SUSPENDED FIXTURE	DECORATIVE MINI PENDANT - TECH LIGHTING RECESSED DOWN LIGHT CARONAL SATIN NICKEL FINISH, FRESHACK SYSTEM	LIGHTTOLER PENDANTLYTE - LED PENDANT, 41720/4248-70 WATT, BLACK CABLE & COIL CORD SUSPENSION, BLACK POWER HEAD 42 MB GARD REFLECTOR HEAD RELOCATED EXISTING 8' SUSPENDED FIXTURE
ACT1 - OFFICES, OPEN AREAS	ACT2 - COMPARTMENTING LAB ONLY	2 X 2 X 8"	2 X 2 X 8"	2 X 2 X 8"	2 X 2 X 8"	2 X 2 X 8"	2 X 2 X 8"	2 X 2 X 8"	2 X 2 X 8"	2 X 2 X 8"	2 X 2 X 8"	2 X 2 X 8"	2 X 2 X 8"	2 X 2 X 8"	2 X 2 X 8"

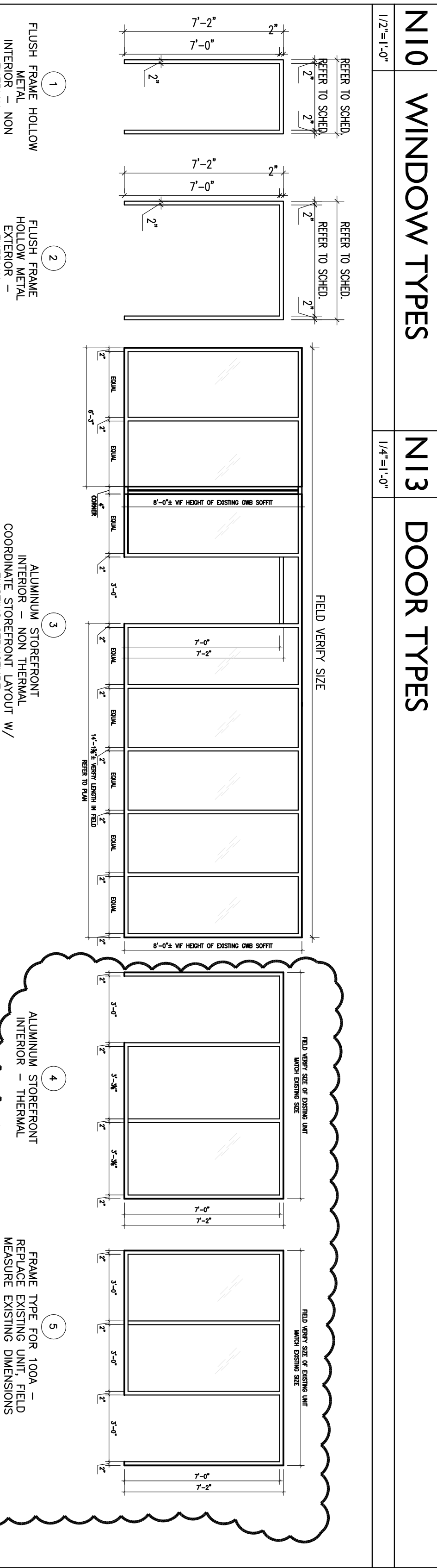

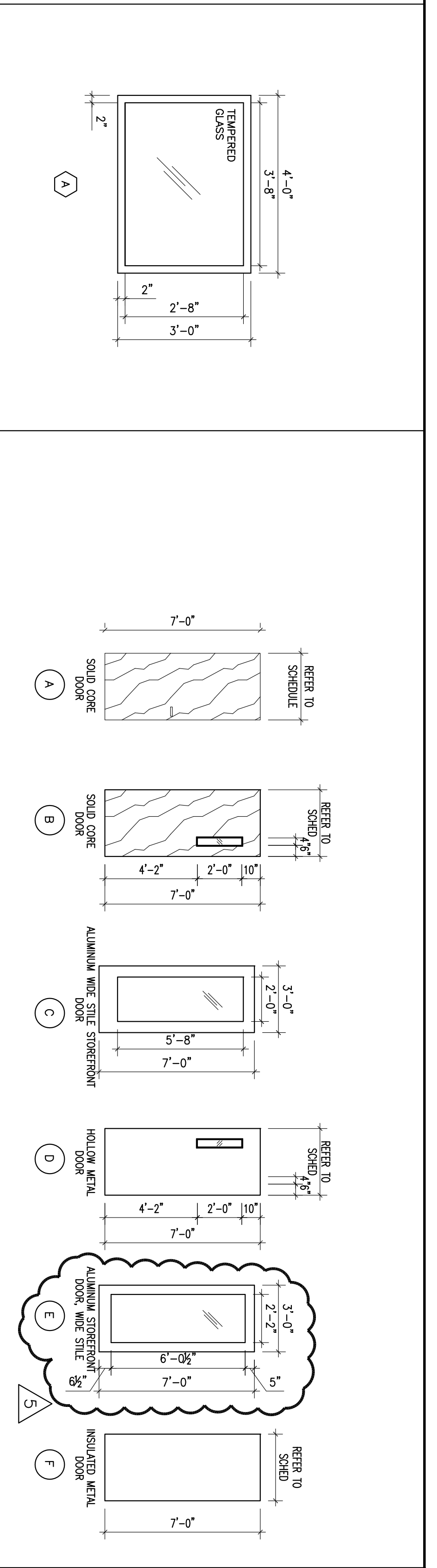
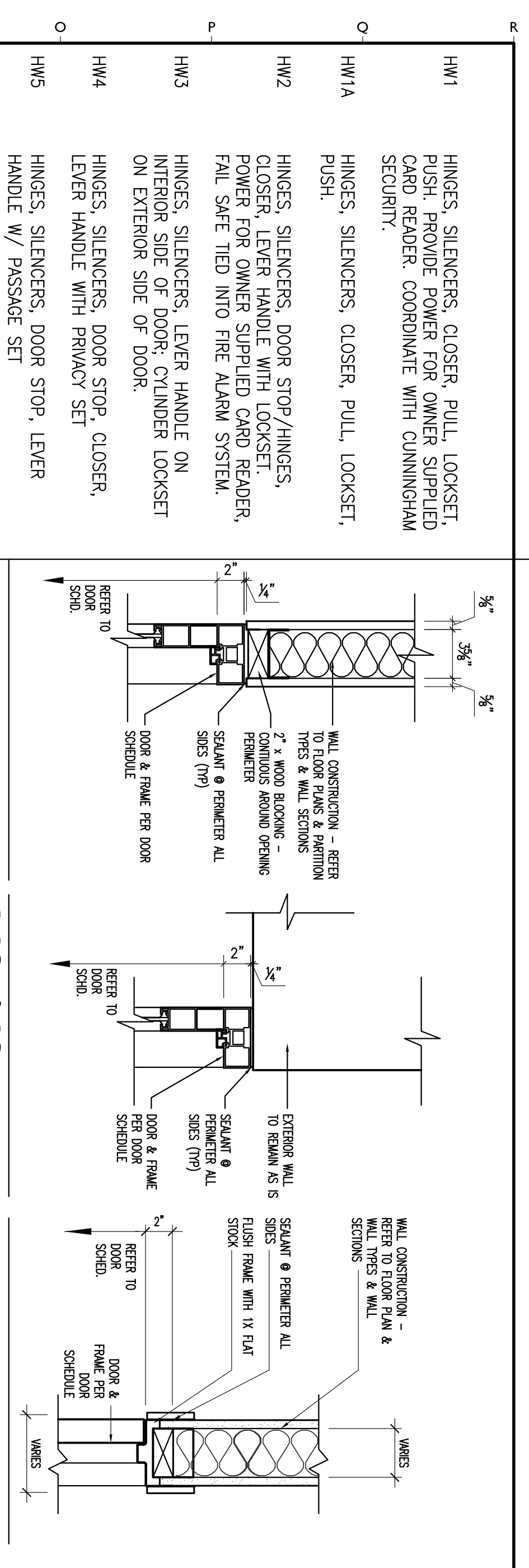
A18 LEGEND



A6 FIRST FLOOR PLAN



A1 SECOND FLOOR PLAN



DOOR SCHEDULE

NO	TYPE	THK	MAT.	FINISH	REMARKS	TYPE	MAT.	HEAD	JAMB	DETAILS	FINISH	REMARKS	MAT.	SILL	HEIGHT	HARDWARE	NO	
100A	E	REFLAGE EXISTG UNIT	AL	AL	INSULTEMP	5	AL	H2	J2	SATIN	PTD	REPLACE EXISTG DOOR UNIT	AL	AL	ADA	HW1	100A	
100	E	3P7X84"	AL	AL	INSULTEMP	4	AL	H3	J3	SATIN	PTD	REPLACE EXISTG DOOR UNIT	AL	ADA	ADA	HW1A	100	
101	C	3P7X84"	AL	AL	NON THERMALTEMP	3	AL	H3	J3	SATIN	PTD	REPLACE EXISTG DOOR UNIT	AL	ADA	ADA	HW2	101	
102	C	3P7X84"	1 1/2"	AL	NON THERMAL	6	AL	H3	J3	SATIN	PTD	REPLACE EXISTG DOOR UNIT	AL	ADA	ADA	HW1A	102	
103A	NA	NA	NA	NA	EXISTG	NA	NA	NA	NA	NA	NA	EXISTG	NA	NA	NA	REKEY TO MASTER SYSTEM	103A	
103B	NA	NA	NA	NA	EXISTG	NA	NA	NA	NA	NA	NA	EXISTG	NA	NA	NA	EXISTG	103B	
104	NA	NA	NA	NA	EXISTG	NA	NA	NA	NA	NA	NA	EXISTG	NA	NA	NA	EXISTG	104	
105	NA	NA	NA	NA	EXISTG	NA	NA	NA	NA	NA	NA	EXISTG	NA	NA	NA	EXISTG	105	
106	B	MATCH EXISTG SIZE	1-3/4"	NA	STN	EXIST.	NA	NA	NA	NA	PTD	EXISTG FRAME	NA	NA	NA	HW9	106	
107	NA	NA	NA	NA	PTD	EXISTG	NA	NA	NA	NA	PTD	EXISTG	NA	NA	NA	EXISTG	107	
108	NA	NA	NA	NA	PTD	EXISTG	NA	NA	NA	NA	PTD	EXISTG	NA	NA	NA	EXISTG	108	
112	A	3P7X84"	1 1/2"	AL	AL	NON THERMALTEMP	4	AL	H3	J3	SATIN	PTD	REPLACE EXISTG DOOR UNIT	AL	ADA	ADA	HW1A	112
118	A	3P7X84"	1-3/4"	WD	STN	EXISTG	NA	H1	J1	PTD	PTD	REPLACE EXISTG DOOR SLIDERS FOR SMOOTH OPERATION	NA	NA	NA	HW4	118	
124	NA	NA	NA	NA	PTD	EXISTG	NA	NA	NA	NA	PTD	REPLACE EXISTG DOOR SLIDERS FOR SMOOTH OPERATION	NA	NA	NA	EXISTG	124	

DOOR SCHEDULE ABBREVIATIONS

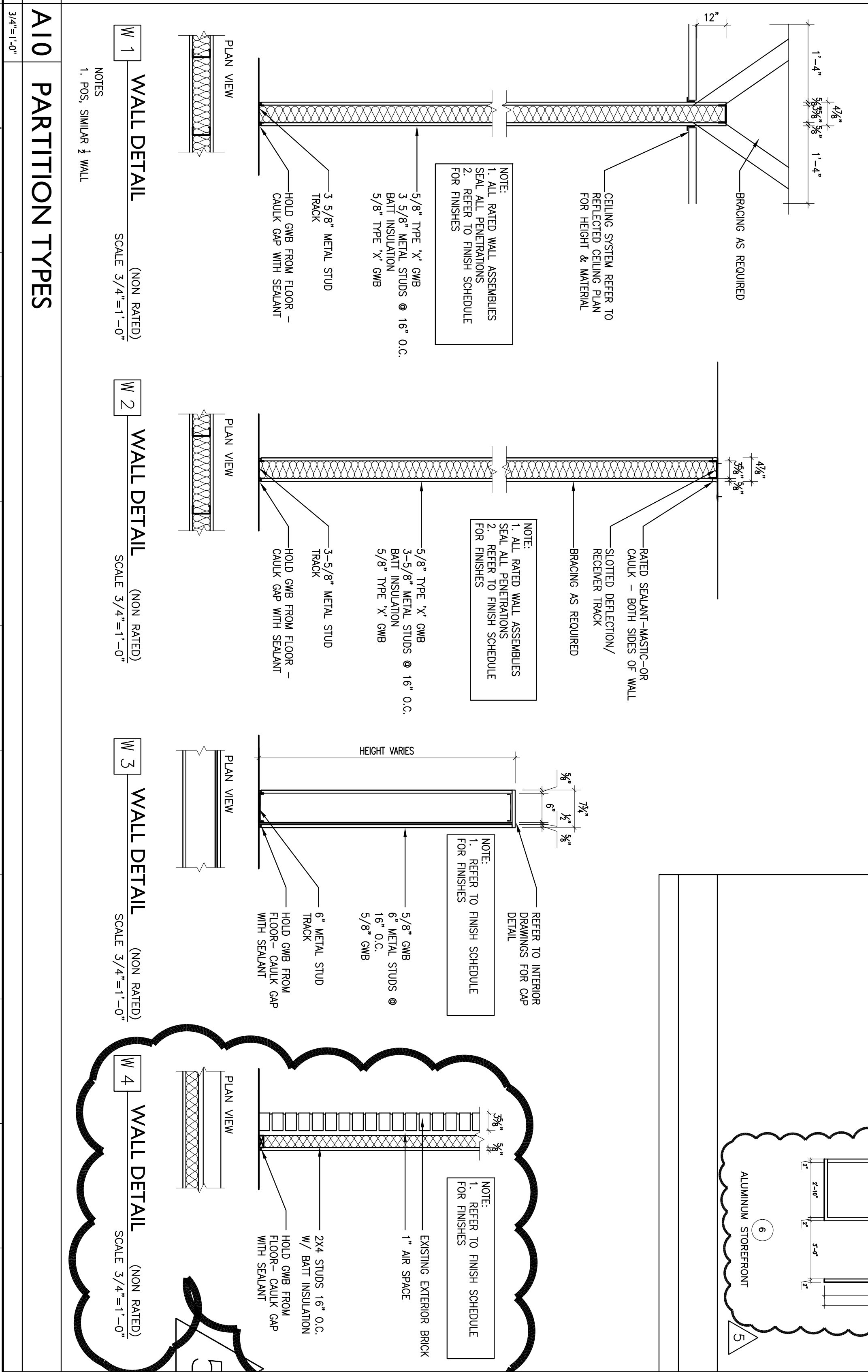
NO	TYPE	THK	MAT.	FINISH	REMARKS	TYPE	MAT.	HEAD	JAMB	DETAILS	FINISH	REMARKS	MAT.	SILL	HEIGHT	HARDWARE	NO	
100A	E	REFLAGE EXISTG UNIT	AL	AL	INSULTEMP	5	AL	H2	J2	SATIN	PTD	REPLACE EXISTG DOOR UNIT	AL	AL	ADA	HW1	100A	
100	E	3P7X84"	AL	AL	INSULTEMP	4	AL	H3	J3	SATIN	PTD	REPLACE EXISTG DOOR UNIT	AL	ADA	ADA	HW1A	100	
101	C	3P7X84"	AL	AL	NON THERMALTEMP	3	AL	H3	J3	SATIN	PTD	REPLACE EXISTG DOOR UNIT	AL	ADA	ADA	HW2	101	
102	C	3P7X84"	1 1/2"	AL	NON THERMAL	6	AL	H3	J3	SATIN	PTD	REPLACE EXISTG DOOR UNIT	AL	ADA	ADA	HW1A	102	
103A	NA	NA	NA	NA	EXISTG	NA	NA	NA	NA	NA	NA	EXISTG	NA	NA	NA	REKEY TO MASTER SYSTEM	103A	
103B	NA	NA	NA	NA	EXISTG	NA	NA	NA	NA	NA	NA	EXISTG	NA	NA	NA	EXISTG	103B	
104	NA	NA	NA	NA	EXISTG	NA	NA	NA	NA	NA	NA	EXISTG	NA	NA	NA	EXISTG	104	
105	NA	NA	NA	NA	EXISTG	NA	NA	NA	NA	NA	NA	EXISTG	NA	NA	NA	EXISTG	105	
106	B	MATCH EXISTG SIZE	1-3/4"	NA	STN	EXIST.	NA	NA	NA	NA	PTD	EXISTG FRAME	NA	NA	NA	HW9	106	
107	NA	NA	NA	NA	PTD	EXISTG	NA	NA	NA	NA	PTD	EXISTG	NA	NA	NA	EXISTG	107	
108	NA	NA	NA	NA	PTD	EXISTG	NA	NA	NA	NA	PTD	EXISTG	NA	NA	NA	EXISTG	108	
112	A	3P7X84"	1 1/2"	AL	AL	NON THERMALTEMP	4	AL	H3	J3	SATIN	PTD	REPLACE EXISTG DOOR UNIT	AL	ADA	ADA	HW1A	112
118	A	3P7X84"	1-3/4"	WD	STN	EXISTG	NA	H1	J1	PTD	PTD	REPLACE EXISTG DOOR SLIDERS FOR SMOOTH OPERATION	NA	NA	NA	HW4	118	
124	NA	NA	NA	NA	PTD	EXISTG	NA	NA	NA	NA	PTD	REPLACE EXISTG DOOR SLIDERS FOR SMOOTH OPERATION	NA	NA	NA	EXISTG	124	

APOTHECARY BY DESIGN

141 PREBLE STREET
PORTLAND, MAINE

DOOR SCHEDULE

NO	TYPE	THK	MAT.	FINISH	REMARKS	TYPE	MAT.	HEAD	JAMB	DETAILS	FINISH	REMARKS	MAT.	SILL	HEIGHT	HARDWARE	NO	
100A	E	REFLAGE EXISTG UNIT	AL	AL	INSULTEMP	5	AL	H2	J2	SATIN	PTD	REPLACE EXISTG DOOR UNIT	AL	AL	ADA	HW1	100A	
100	E	3P7X84"	AL	AL	INSULTEMP	4	AL	H3	J3	SATIN	PTD	REPLACE EXISTG DOOR UNIT	AL	ADA	ADA	HW1A	100	
101	C	3P7X84"	AL	AL	NON THERMALTEMP	3	AL	H3	J3	SATIN	PTD	REPLACE EXISTG DOOR UNIT	AL	ADA	ADA	HW2	101	
102	C	3P7X84"	1 1/2"	AL	NON THERMAL	6	AL	H3	J3	SATIN	PTD	REPLACE EXISTG DOOR UNIT	AL	ADA	ADA	HW1A	102	
103A	NA	NA	NA	NA	EXISTG	NA	NA	NA	NA	NA	NA	EXISTG	NA	NA	NA	REKEY TO MASTER SYSTEM	103A	
103B	NA	NA	NA	NA	EXISTG	NA	NA	NA	NA	NA	NA	EXISTG	NA	NA	NA	EXISTG	103B	
104	NA	NA	NA	NA	EXISTG	NA	NA	NA	NA	NA	NA	EXISTG	NA	NA	NA	EXISTG	104	
105	NA	NA	NA	NA	EXISTG	NA	NA	NA	NA	NA	NA	EXISTG	NA	NA	NA	EXISTG	105	
106	B	MATCH EXISTG SIZE	1-3/4"	NA	STN	EXIST.	NA	NA	NA	NA	PTD	EXISTG FRAME	NA	NA	NA	HW9	106	
107	NA	NA	NA	NA	PTD	EXISTG	NA	NA	NA	NA	PTD	EXISTG	NA	NA	NA	EXISTG	107	
108	NA	NA	NA	NA	PTD	EXISTG	NA	NA	NA	NA	PTD	EXISTG	NA	NA	NA	EXISTG	108	
112	A	3P7X84"	1 1/2"	AL	AL	NON THERMALTEMP	4	AL	H3	J3	SATIN	PTD	REPLACE EXISTG DOOR UNIT	AL	ADA	ADA	HW1A	112
118	A	3P7X84"	1-3/4"	WD	STN	EXISTG	NA	H1	J1	PTD	PTD	REPLACE EXISTG DOOR SLIDERS FOR SMOOTH OPERATION	NA	NA	NA	HW4	118	
124	NA	NA	NA	NA	PTD	EXISTG	NA	NA	NA	NA	PTD	REPLACE EXISTG DOOR SLIDERS FOR SMOOTH OPERATION	NA	NA	NA	EXISTG	124	



A801

DOOR SCHEDULE

DATE: 09/28/12

PROJECT #: 120111

DRAWN BY: LAP

CHECKED BY: MET

DRAWING SCALE: AS NOTED

REVISIONS

NO	DATE	DESCRIPTION
1	9/18/12	ISSUE FOR CONSTRUCTION
2	9/18/12	REVISIONS TO CONSTRUCTION
3	09/20/12	FINAL CONSTRUCTION DRAWINGS
4	09/21/12	FINAL CONSTRUCTION DRAWINGS - REVISION
5	09/21/12	FINAL CONSTRUCTION DRAWINGS - REVISION

WALL PARTITIONS DOOR SCHEDULE AND DOOR DETAILS

Gawron Turgeon ARCHITECTS

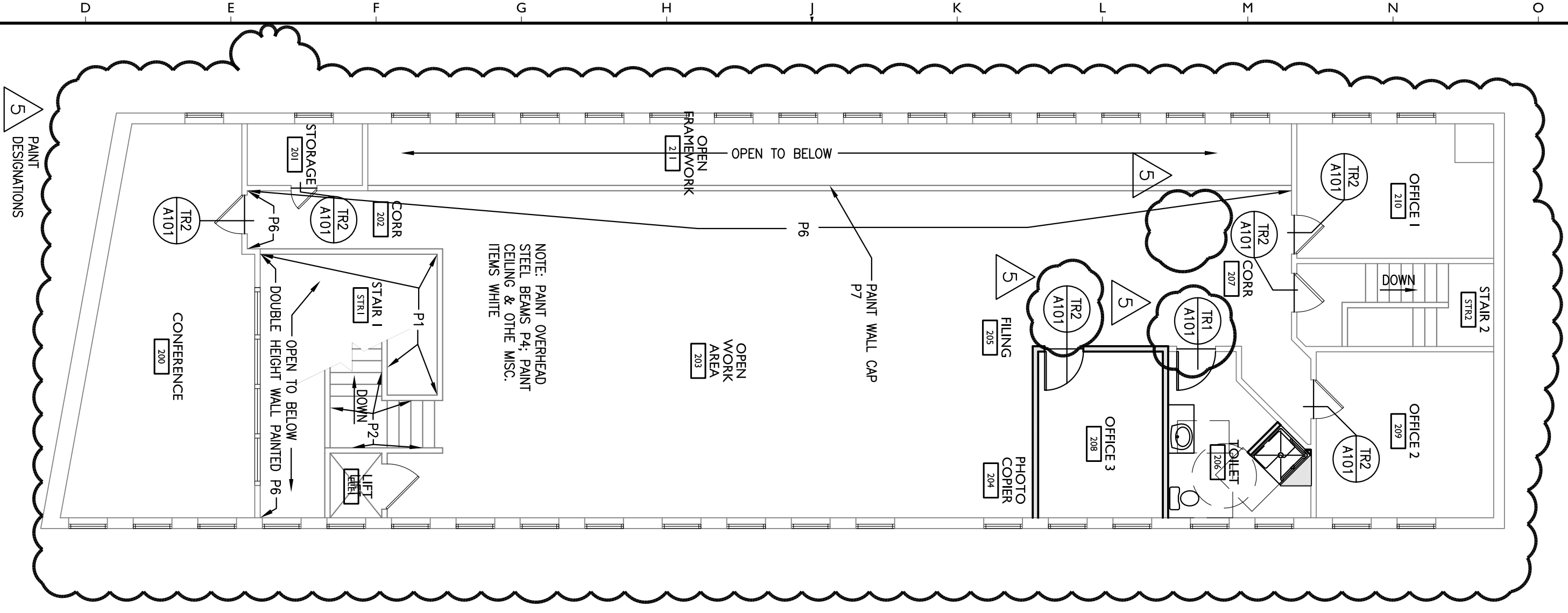
29 Black Point Road
Scarborough, Maine 04074
www.gawronturgeon.com
Tel: 207.881.2222 Fax: 207.881.2223

REGISTERED ARCHITECT
STANLEY W. GAWRON
NO. 1145
MAINE OR.

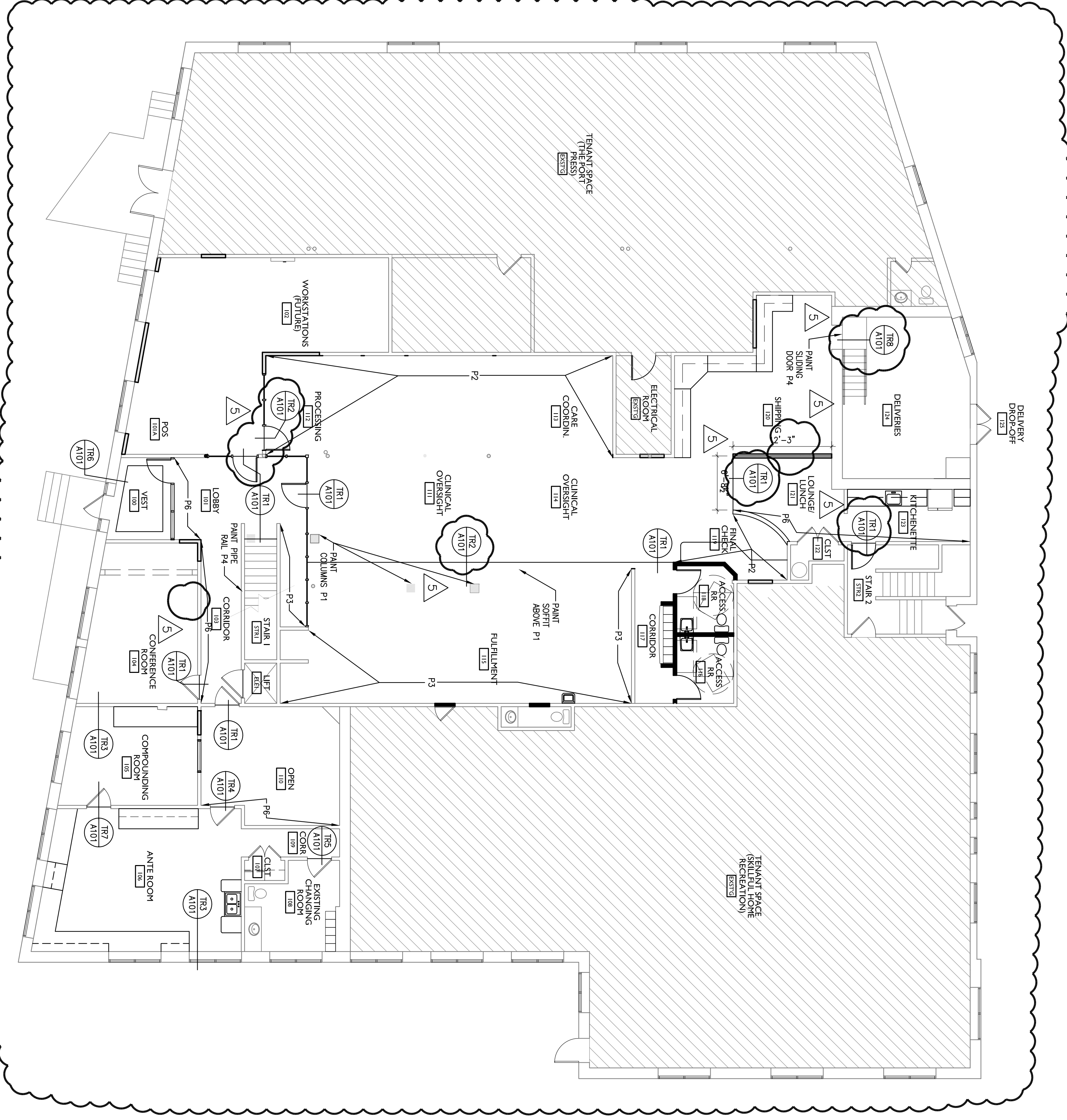
REGISTERED ARCHITECT
MELISSA J. TURGEON
NO. 1145
MAINE OR.

© COPYRIGHT 1985-2012
GAWRON TURGEON ARCHITECTS
ALL RIGHTS RESERVED.

AI SECOND FLOOR PLAN




A5 FIRST FLOOR PLAN



A16 TRANSITION DETAILS

	TR1 CORPET TO TILE	1. REMOVE ALL NEW RESILANT TAPPING AS INDICATED WITH PLYST ONE FACE	TR2 CORPET TO CORPET	1. REFER TO NUMBER FINISH FLOOR PATTERN PLAN FOR LAYOUTS OF FLOORING
	TR2 CORPET TO CORPET	1. REMOVE SHAL, SILENT TRANSITION STRIP AND COLOR MATCH TRANSITION / REMOVE STRIP UNDER CHAIR LINE OF BOOK	TR3 RESILIENT TO CONCRETE SETTING BED	1. REMOVE SHAL, SILENT TRANSITION STRIP AND COLOR MATCH TRANSITION / REMOVE STRIP UNDER CHAIR LINE OF BOOK
	TR3 RESILIENT TO CONCRETE SETTING BED	1. REMOVE SHAL, SILENT TRANSITION STRIP AND COLOR MATCH TRANSITION / REMOVE STRIP UNDER CHAIR LINE OF BOOK	TR4 CORPET TO	1. REMOVE SHAL, SILENT TRANSITION STRIP AND COLOR MATCH TRANSITION / REMOVE STRIP UNDER CHAIR LINE OF BOOK
	TR4 CORPET TO	1. REMOVE SHAL, SILENT TRANSITION STRIP AND COLOR MATCH TRANSITION / REMOVE STRIP UNDER CHAIR LINE OF BOOK	TR5	1. REMOVE SHAL, SILENT TRANSITION STRIP AND COLOR MATCH TRANSITION / REMOVE STRIP UNDER CHAIR LINE OF BOOK
	TR5	1. REMOVE SHAL, SILENT TRANSITION STRIP AND COLOR MATCH TRANSITION / REMOVE STRIP UNDER CHAIR LINE OF BOOK	TR6 SHIRT VAN TO TILE	1. REMOVE SHAL, SILENT TRANSITION STRIP AND COLOR MATCH TRANSITION / REMOVE STRIP UNDER CHAIR LINE OF BOOK
	TR6 SHIRT VAN TO TILE	1. REMOVE SHAL, SILENT TRANSITION STRIP AND COLOR MATCH TRANSITION / REMOVE STRIP UNDER CHAIR LINE OF BOOK	TR7 RESILIENT TO	1. REMOVE SHAL, SILENT TRANSITION STRIP AND COLOR MATCH TRANSITION / REMOVE STRIP UNDER CHAIR LINE OF BOOK
	TR7 RESILIENT TO	1. REMOVE SHAL, SILENT TRANSITION STRIP AND COLOR MATCH TRANSITION / REMOVE STRIP UNDER CHAIR LINE OF BOOK	TR8 CORPET TO SEALER	1. REMOVE SHAL, SILENT TRANSITION STRIP AND COLOR MATCH TRANSITION / REMOVE STRIP UNDER CHAIR LINE OF BOOK
	TR8 CORPET TO SEALER	1. REMOVE SHAL, SILENT TRANSITION STRIP AND COLOR MATCH TRANSITION / REMOVE STRIP UNDER CHAIR LINE OF BOOK		



Gawron Turgeon Architects
 29 Black Point Road
 Scarborough, Maine 04074
 www.gawronturgeon.com
 207.535.4200 • 207.535.4201

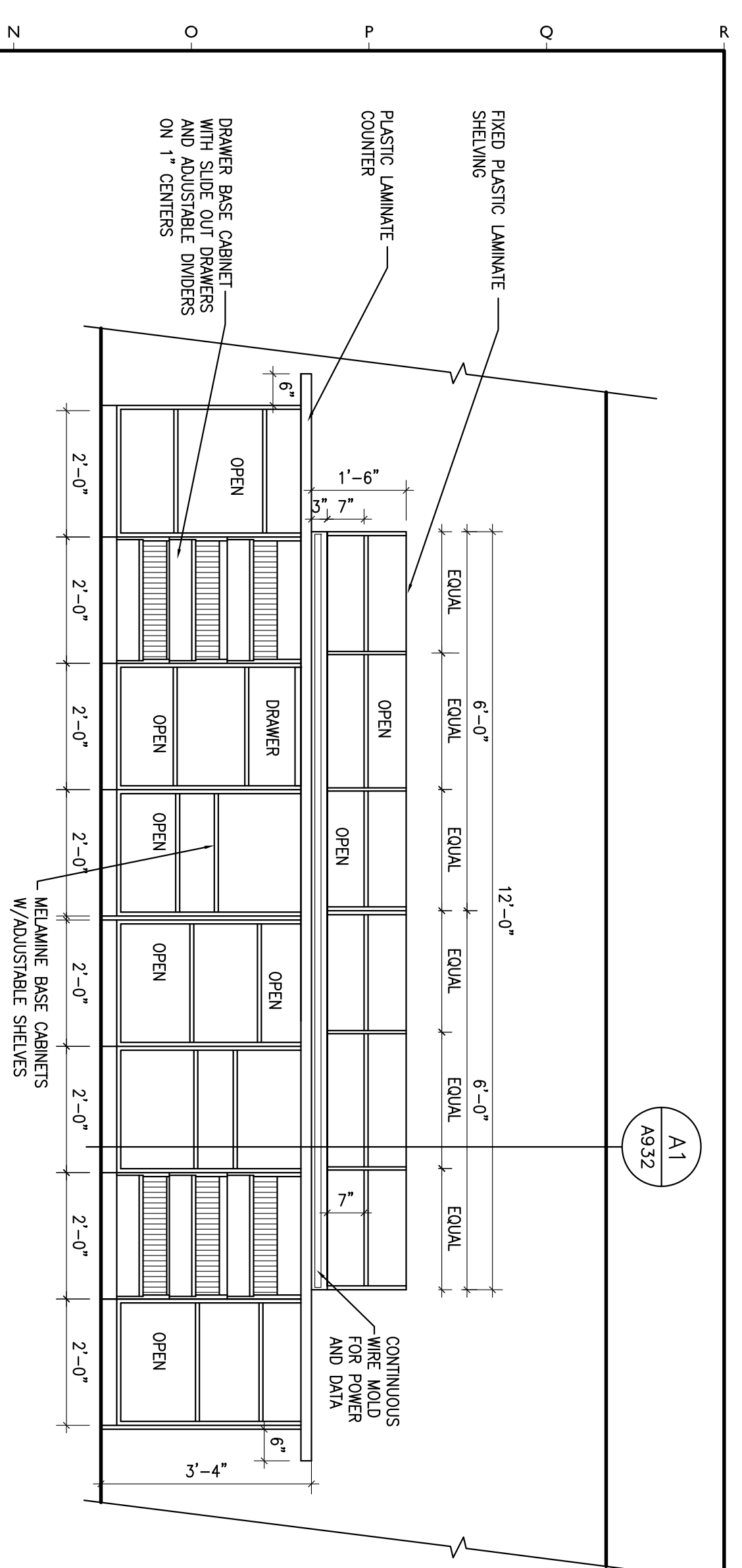
APOTHECARY BY DESIGN
 141 PREBLE STREET
 PORTLAND, MAINE

#	DATE	DESCRIPTION
1	9/16/12	SKETCH RESPONSE
2	9/18/12	SCHEMATIC DEVELOPMENT
3	09/20/12	FINAL CONSTRUCTION DRAWINGS
4	09/28/12	FINAL CONSTRUCTION DRAWINGS - REVISION
5	10/24/12	FINAL CONSTRUCTION DRAWINGS - REVISION

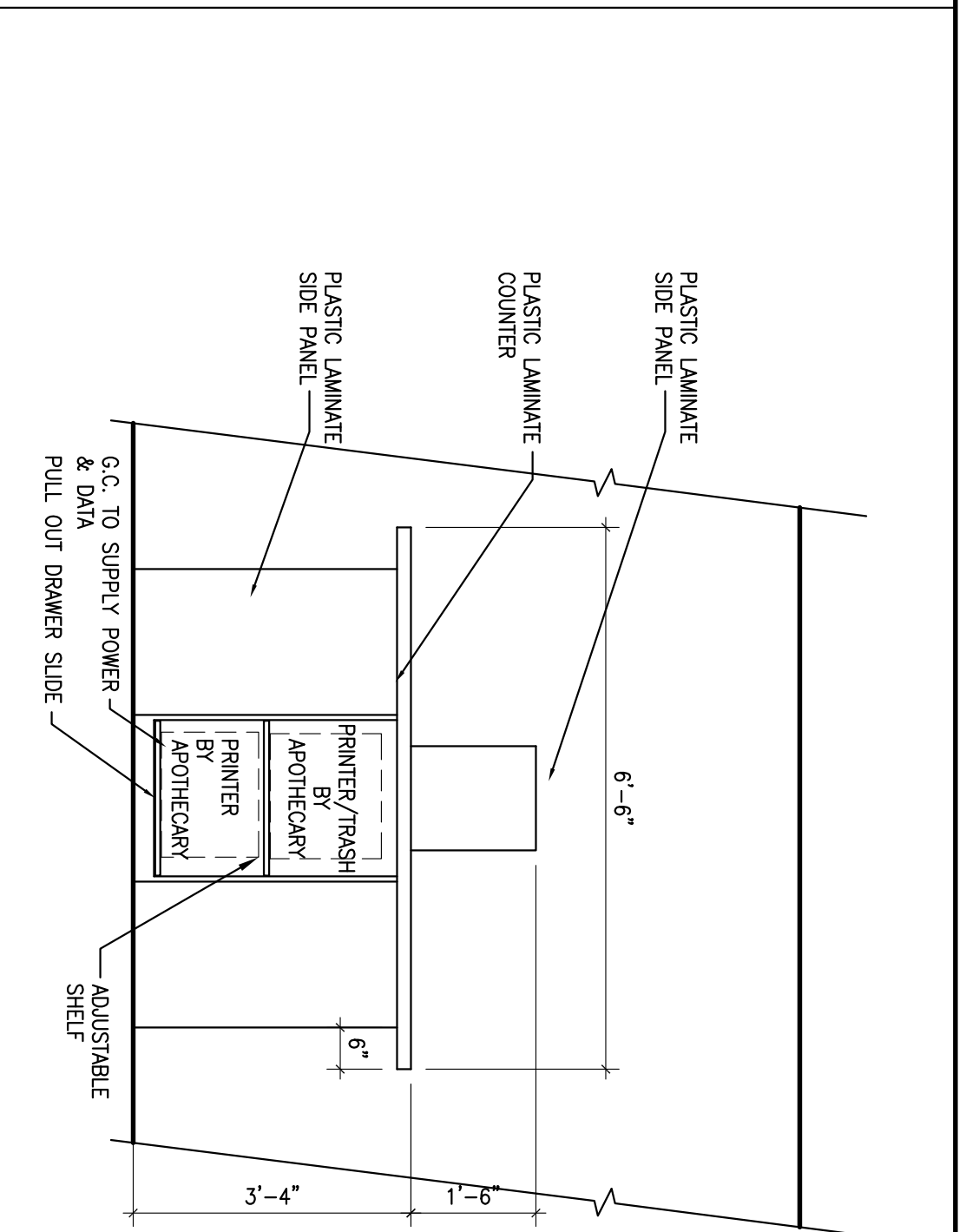
DATE: 09/28/12
 PROJECT #: 120111
 DRAWN BY: LAP
 CHECKED BY: MET
 DRAWING SCALE: AS NOTED

SHEET TITLE
 FLOOR PATTERN PLAN AND TRANSITION DETAILS

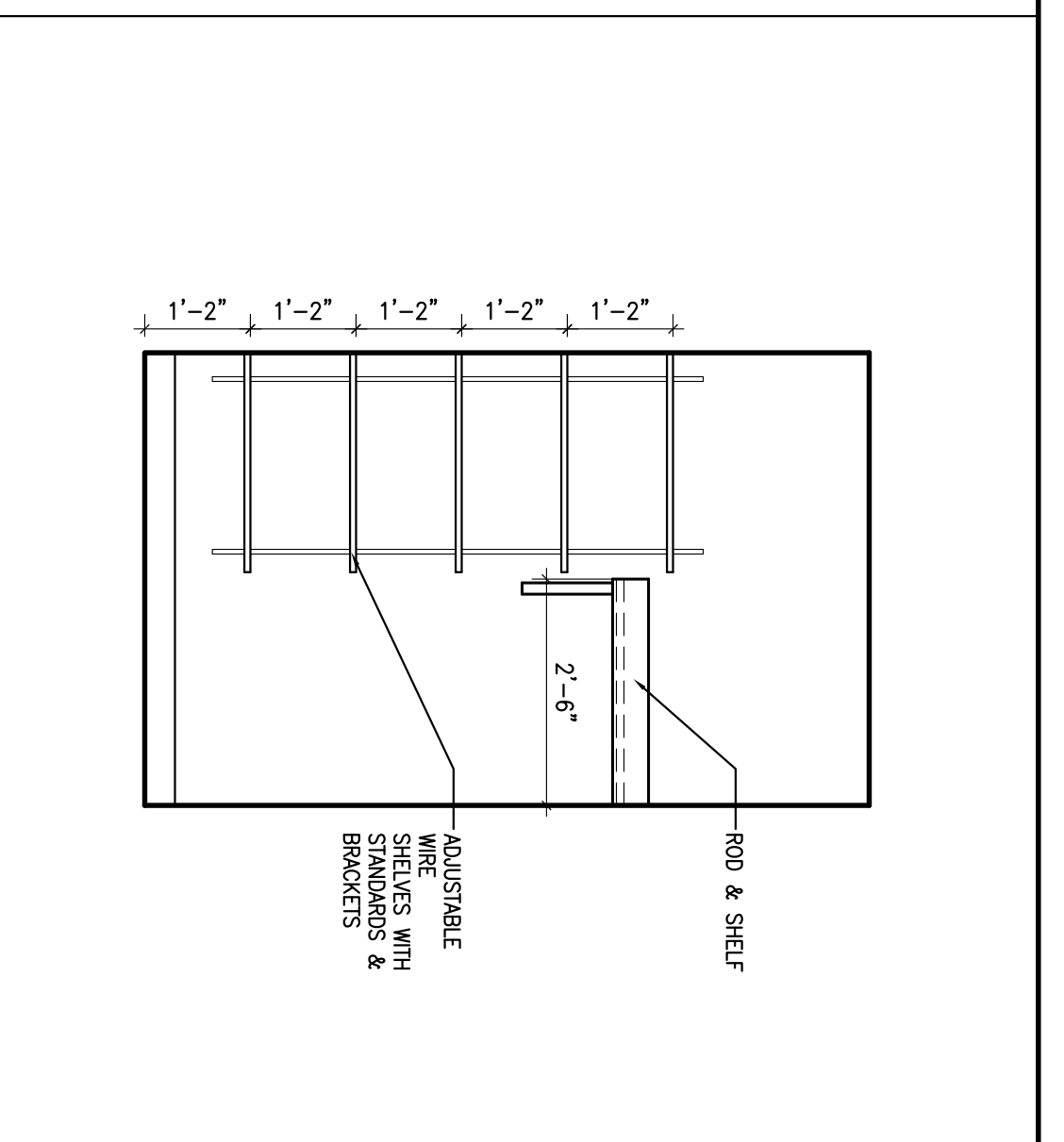
A910



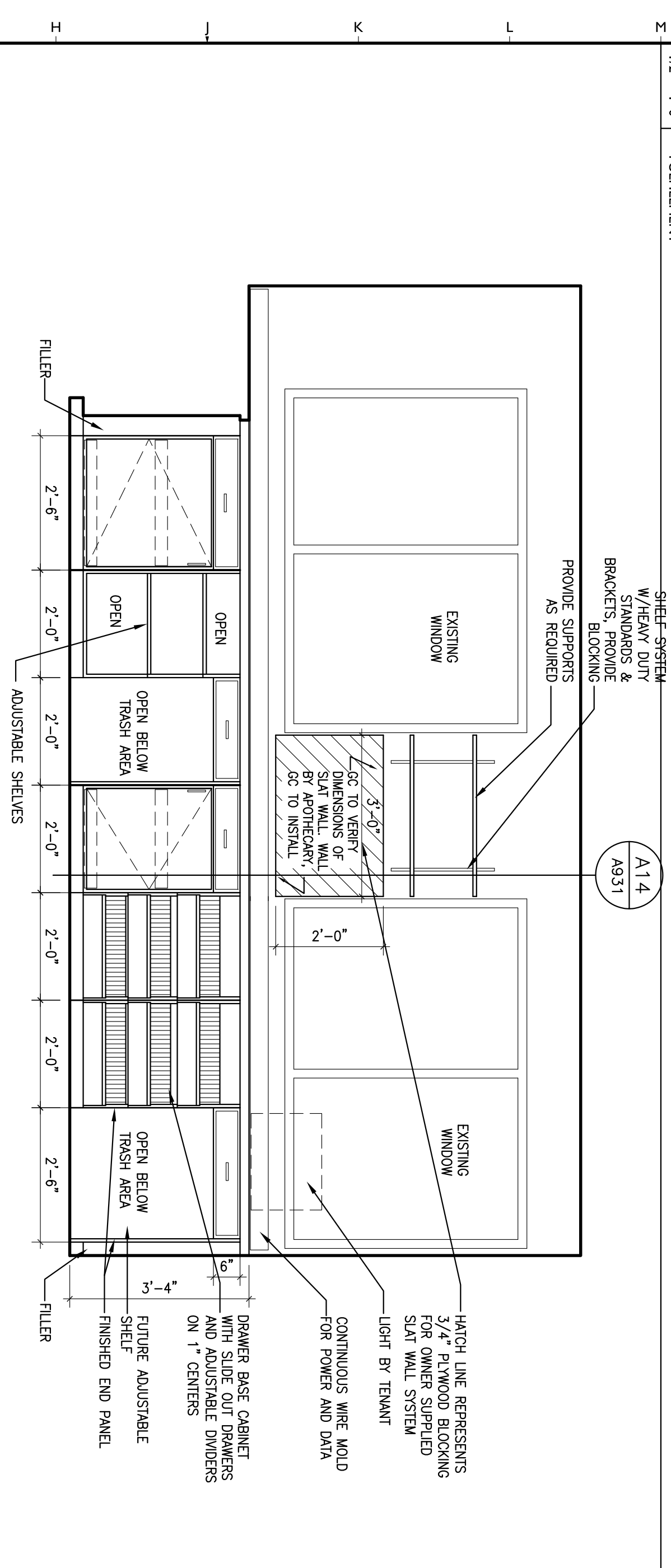
M1 INTERIOR ELEVATION



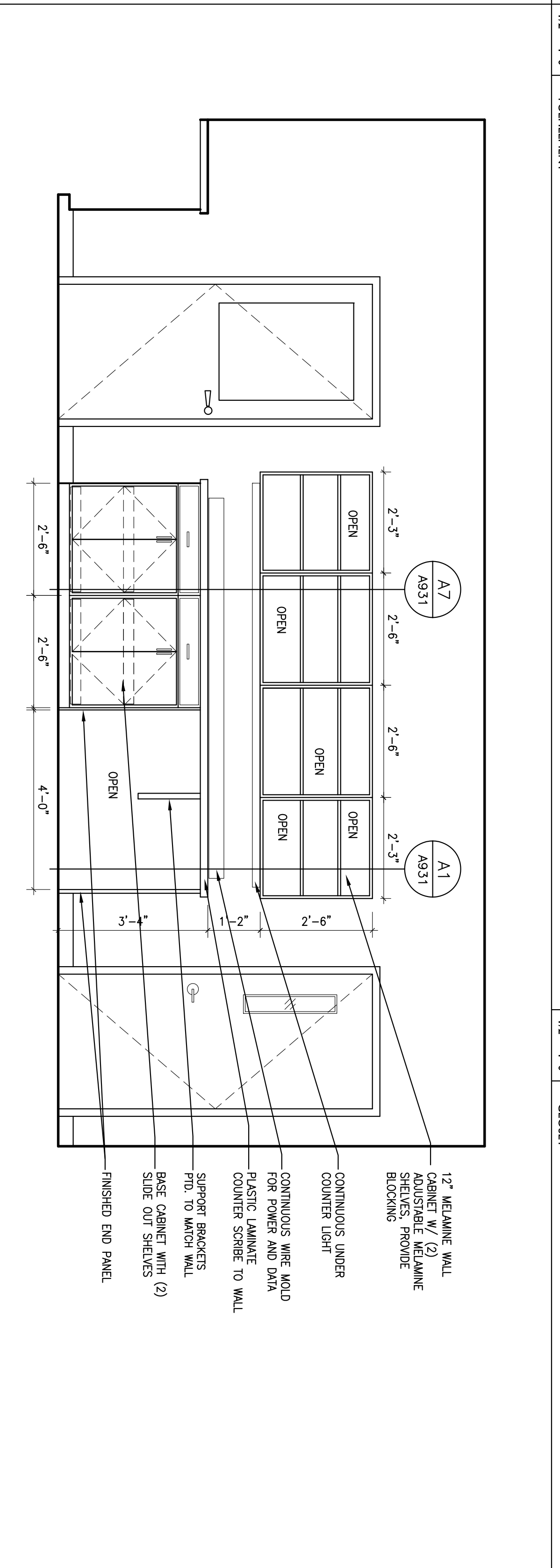
M10 INTERIOR ELEVATION



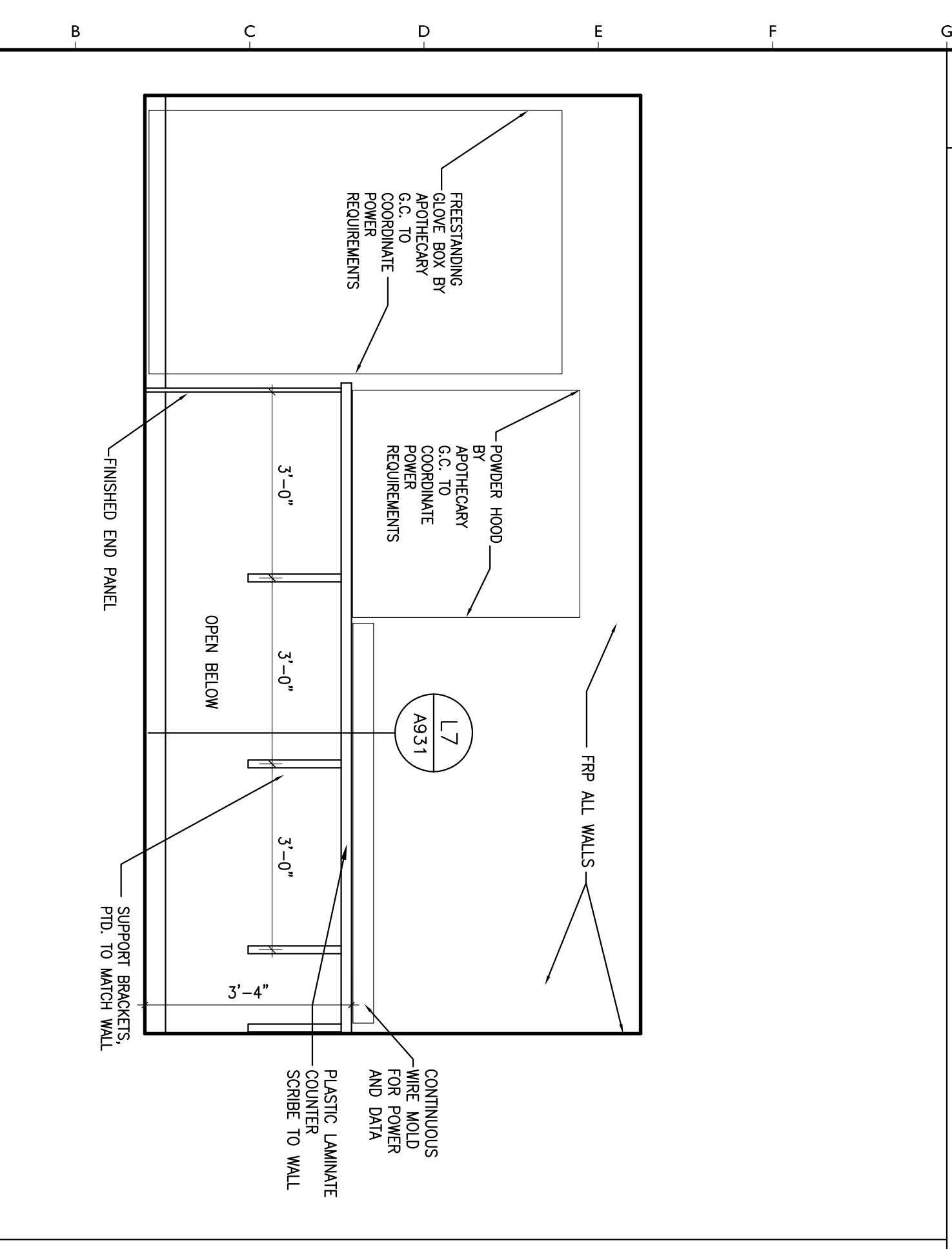
M17 INTERIOR ELEVATION



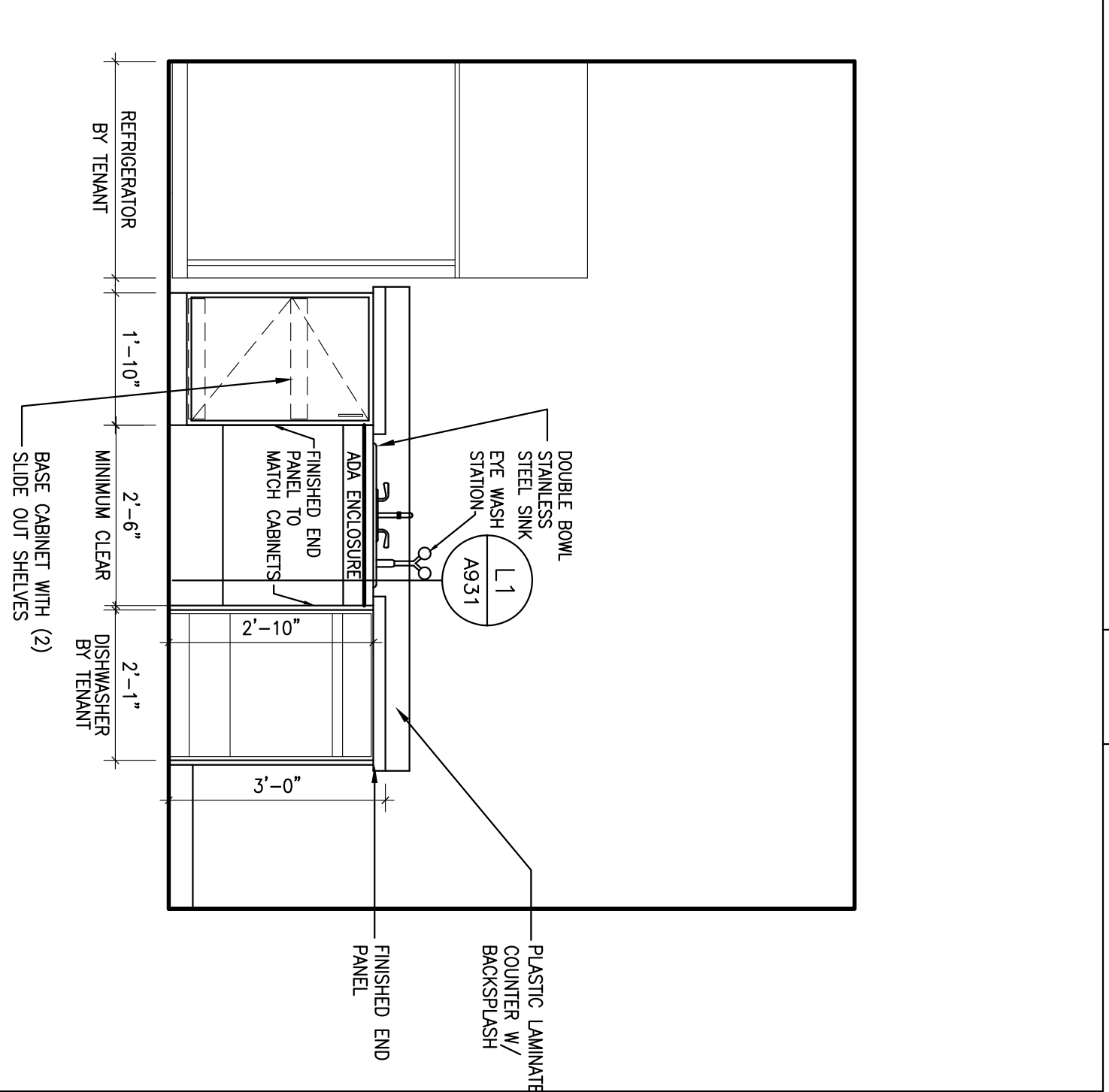
G1 INTERIOR ELEVATION



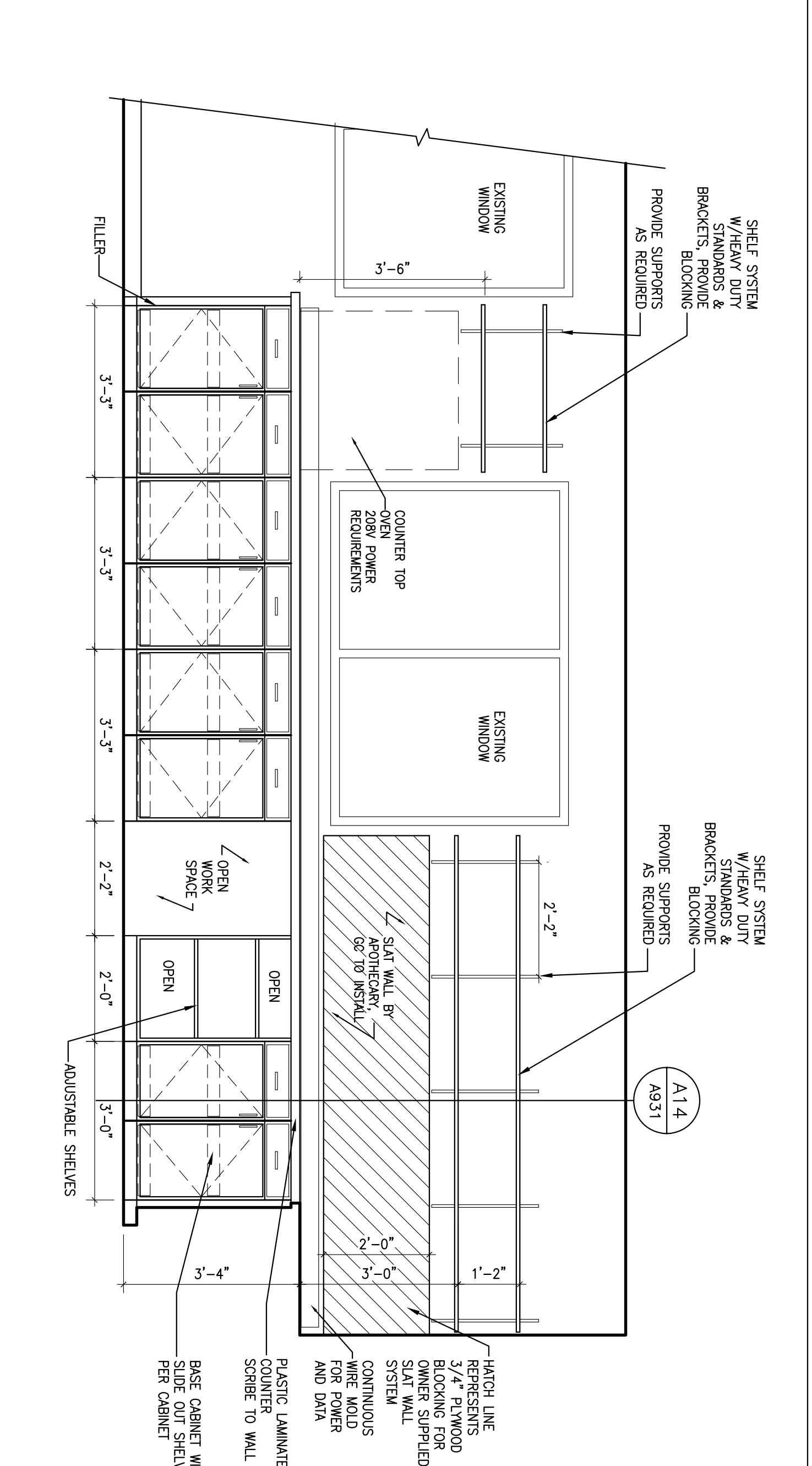
G10 INTERIOR ELEVATION



A1 INTERIOR ELEVATION




A7 INTERIOR ELEVATION



A12 INTERIOR ELEVATION

1/2" = 1'-0" 2 3 4 5 6 7 8 9 10 11 12 13 14 15 16 17 18 19 20



Gawron Turgeon ARCHITECTS
 29 Black Point Road
 Scarborough, Maine 04074
 www.gawronturgeon.com
 207.884.2222 • Fax 207.884.2223

APOTHECARY BY DESIGN
 141 PREBLE STREET
 PORTLAND, MAINE


#	DATE	DESCRIPTION
1	9/18/12	SHPA RESPONSE
2	9/18/12	DELTA CONSULTING
3	09/30/12	FINAL CONSTRUCTION DRAWINGS
4	09/30/12	FINAL CONSTRUCTION DRAWINGS - REVISED
5	10/24/12	FINAL CONSTRUCTION DRAWINGS - REVISED

SHEET TITLE
 INTERIOR ELEVATIONS

A921

DATE: 09/28/12
 PROJECT #: 120111
 DRAWN BY: DLP
 CHECKED BY: MET
 DRAWING SCALE: AS NOTED

© COPYRIGHT 1985-2012
 DOCUMENT NOT TO BE REPRODUCED
 WITHOUT THE WRITTEN
 PERMISSION OF
 ARCHITECTS



Gawron Turgeon ARCHITECTS
 29 Black Point Road
 Scarborough, Maine 04074
 www.gawronturgeon.com
 202-553-2222 • 202-553-2223

APOTHECARY BY DESIGN
 141 PREBLE STREET
 PORTLAND, MAINE

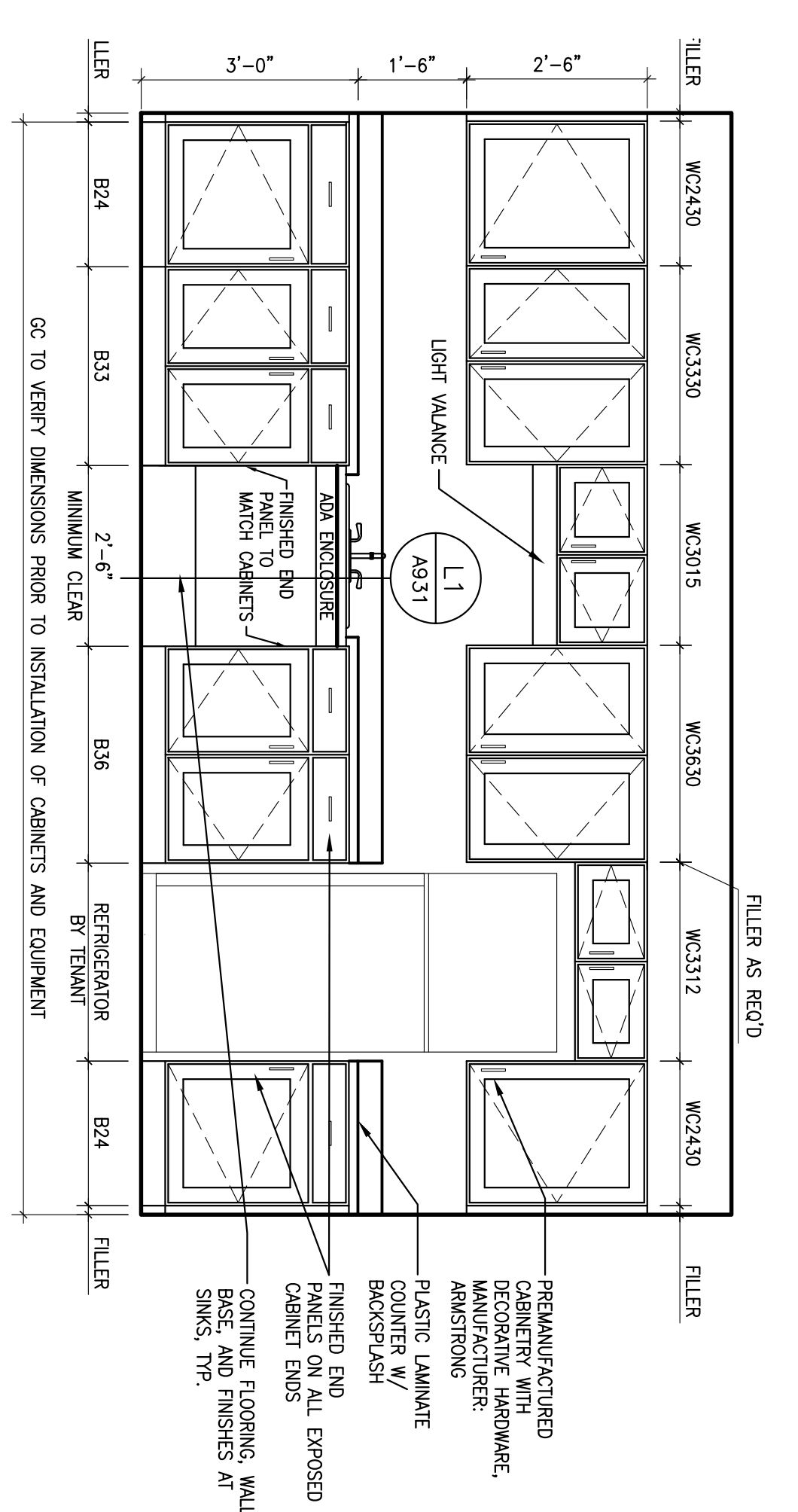
#	DATE	DESCRIPTION
1	9/18/12	SHPA REVISIONS
2	9/18/12	DELTA REVISIONS
3	09/30/12	FINAL CONSTRUCTION DRAWINGS
4	09/30/12	CONTRACTOR FINAL CONSTRUCTION DRAWINGS - REVISED
5	10/04/12	CONTRACTOR FINAL CONSTRUCTION DRAWINGS - REVISED

DATE	09/28/12
PROJECT #	120111
DRAWN BY	DLP
CHECKED BY	MEI
DRAWING SCALE	AS NOTED

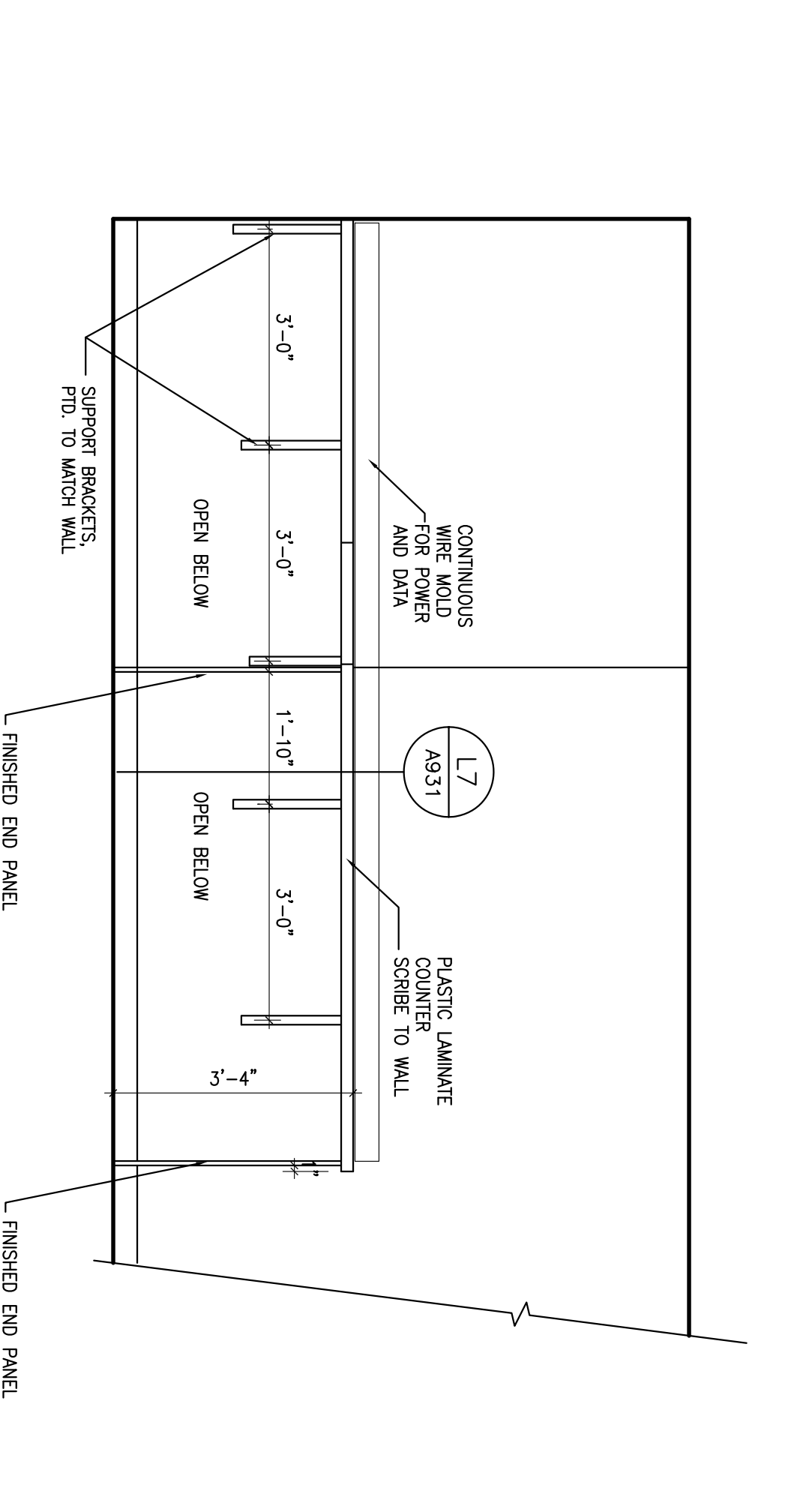
SHEET TITLE	
INTERIOR ELEVATIONS	

A922

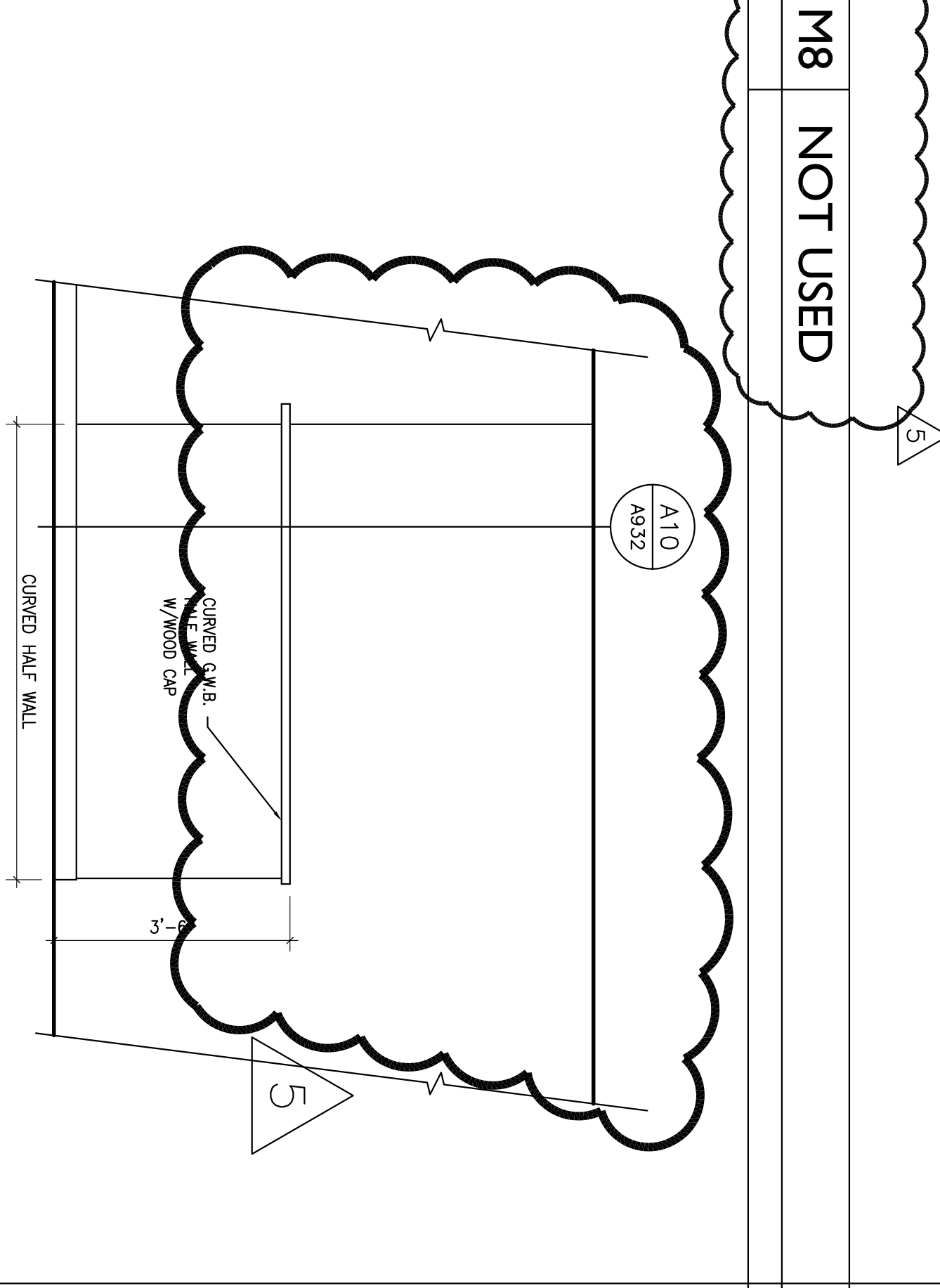
© COPYRIGHT 1985-2012
 DOCUMENT NOT TO BE REPRODUCED OR TRANSMITTED IN ANY FORM OR BY ANY MEANS, ELECTRONIC OR MECHANICAL, WITHOUT PERMISSION IN WRITING FROM THE ARCHITECT OR ARCHITECTS.



MI4 INTERIOR ELEVATION
 KITCHENETTE
 1/2" = 1'-0"

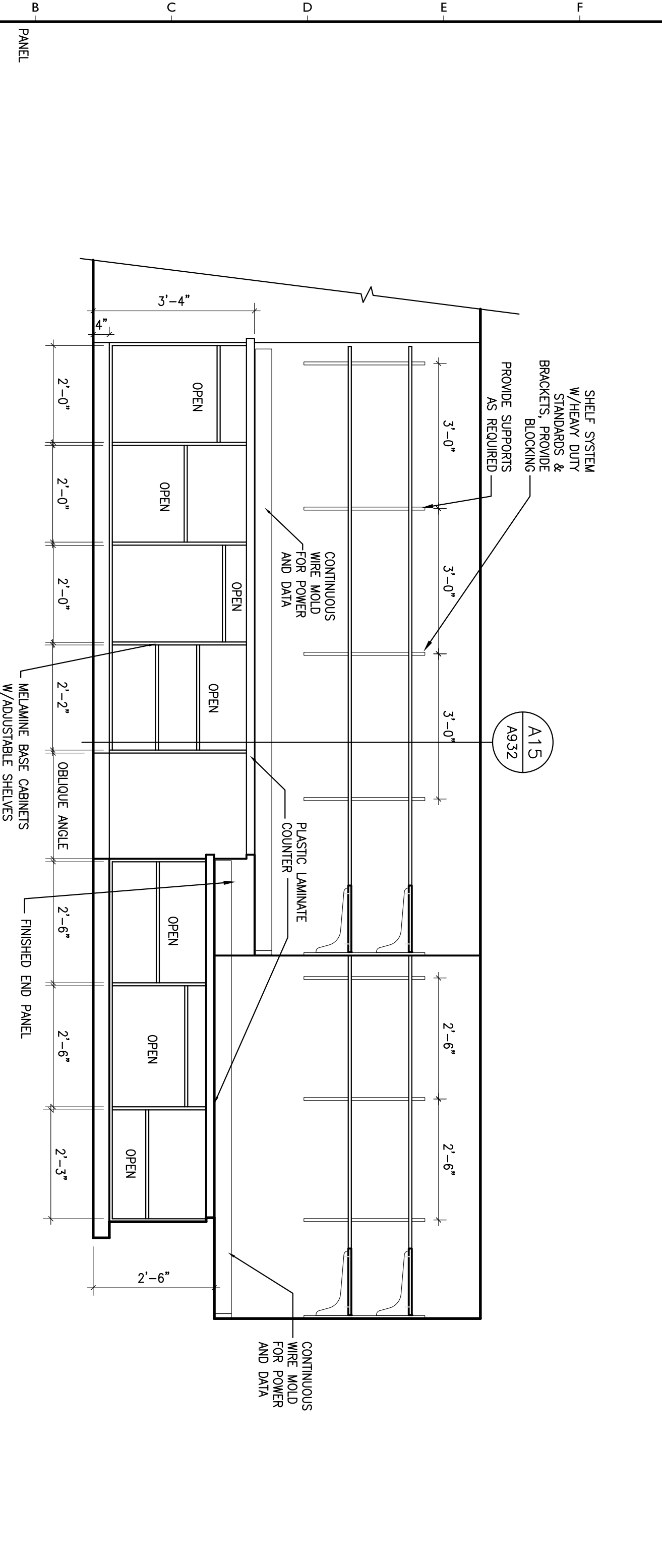


G14 INTERIOR ELEVATION
 FINAL CHECK
 1/2" = 1'-0"

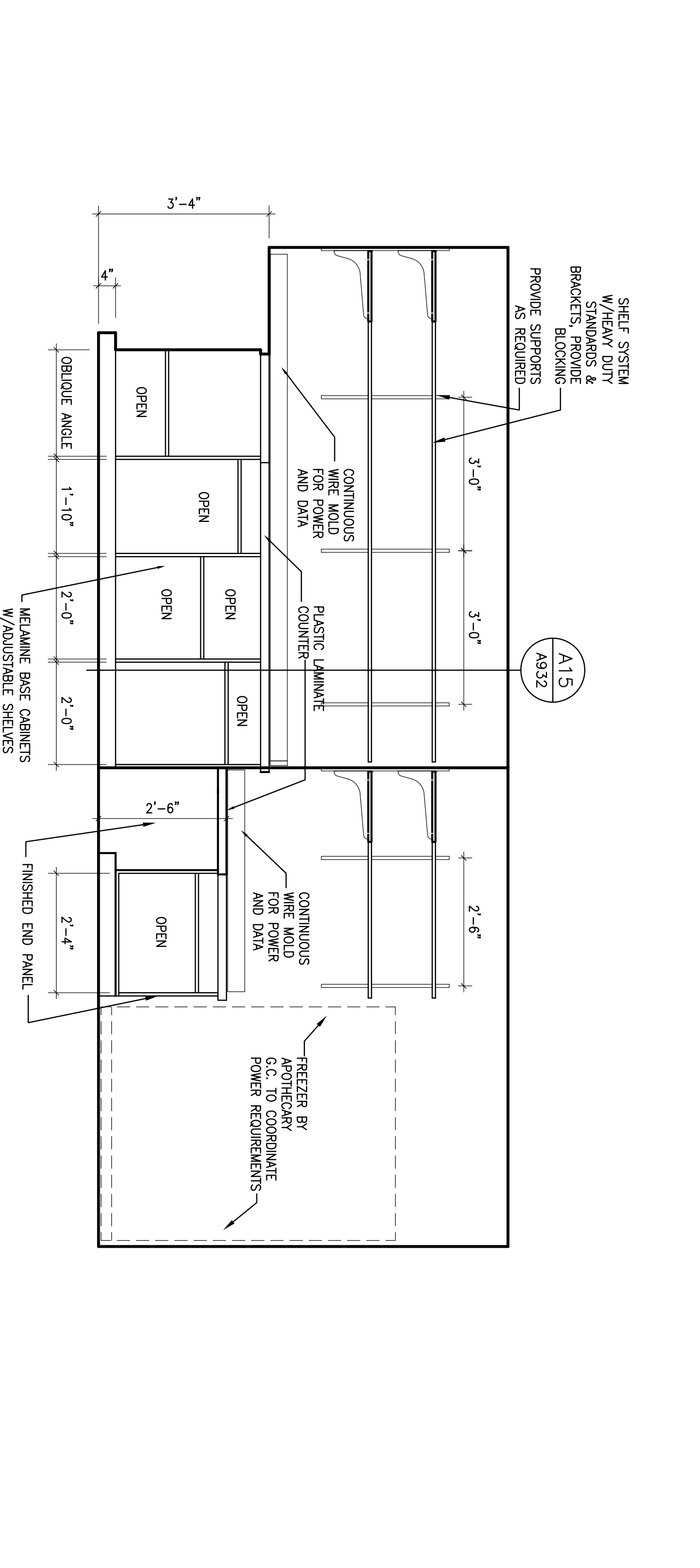


M8 NOT USED
 1/2" = 1'-0"

G8 INTERIOR ELEVATION
 FINAL CHECK
 1/2" = 1'-0"

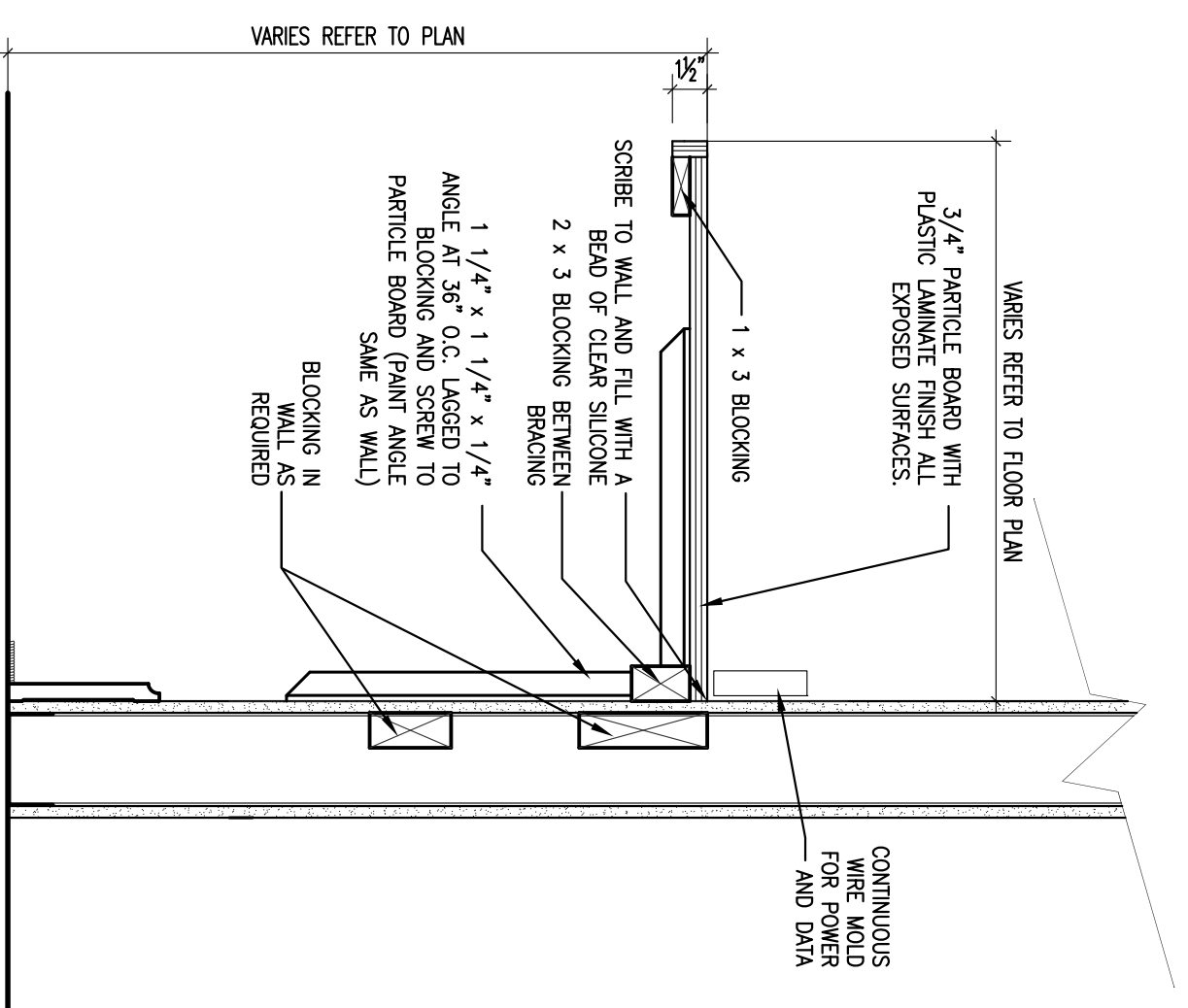
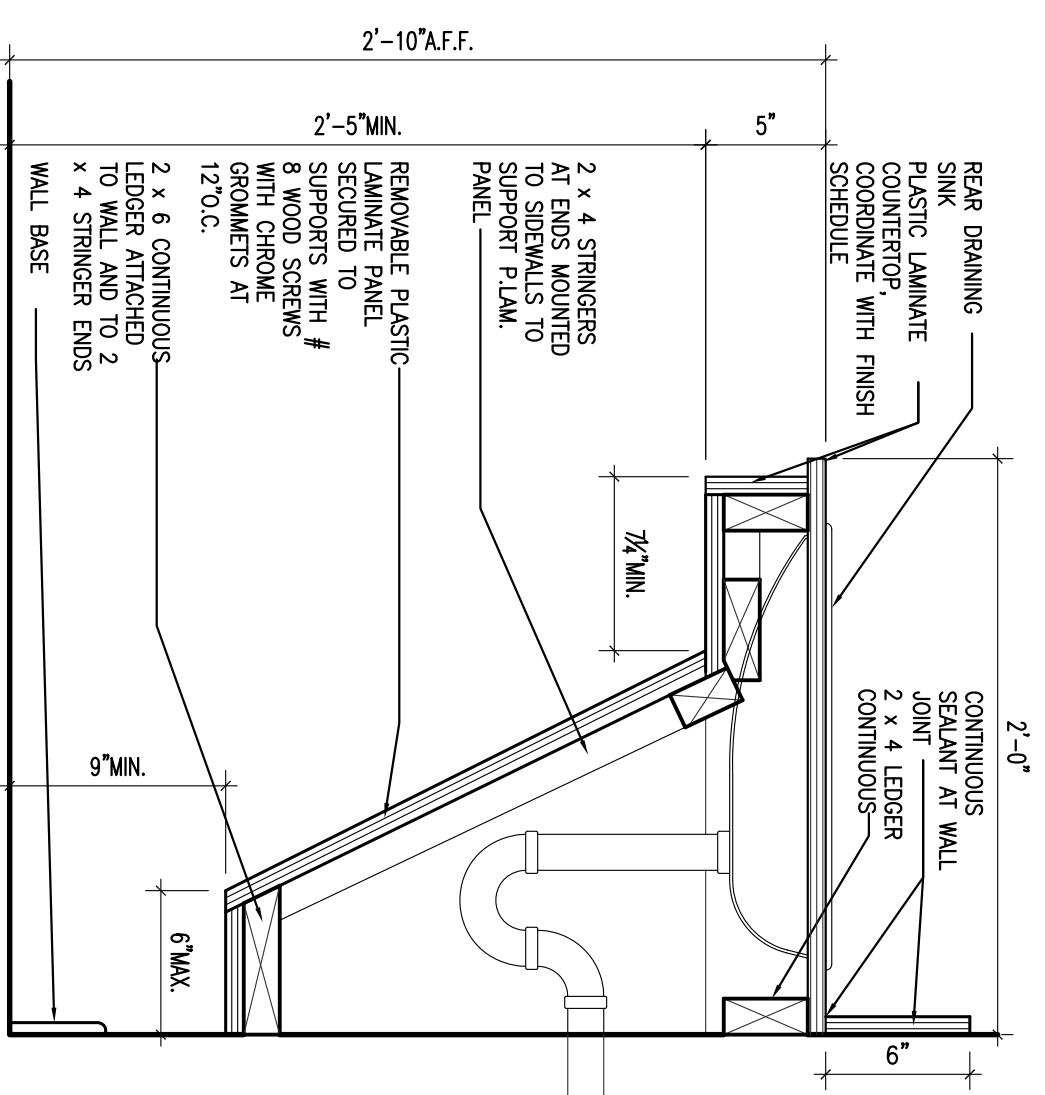


AI1 INTERIOR ELEVATION
 SHIPPING 120
 1/2" = 1'-0"



AI11 INTERIOR ELEVATION
 SHIPPING 120
 1/2" = 1'-0"

Grid lines: 1, 2, 3, 4, 5, 6, 7, 8, 9, 10, 11, 12, 13, 14, 15, 16, 17, 18, 19, 20



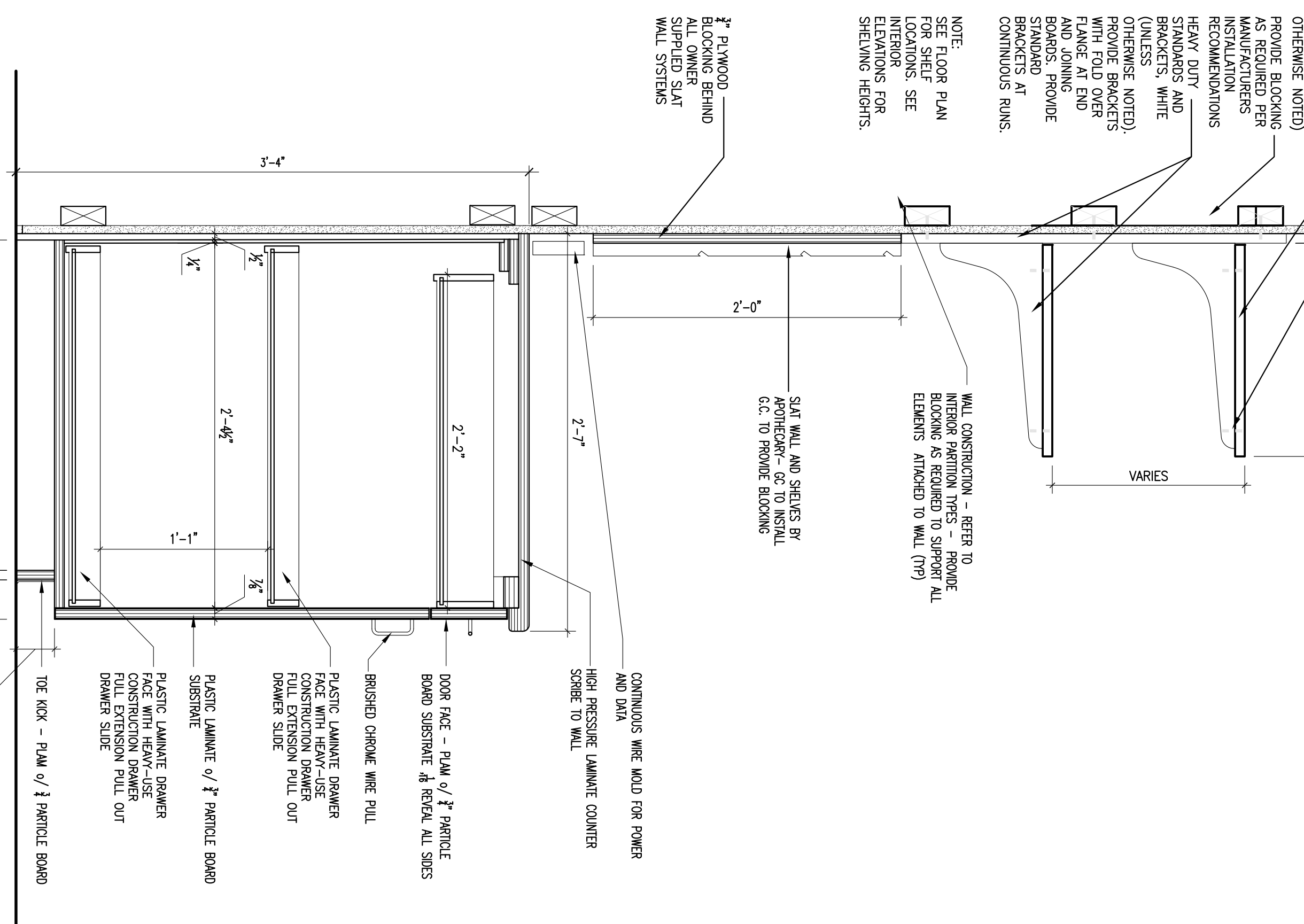
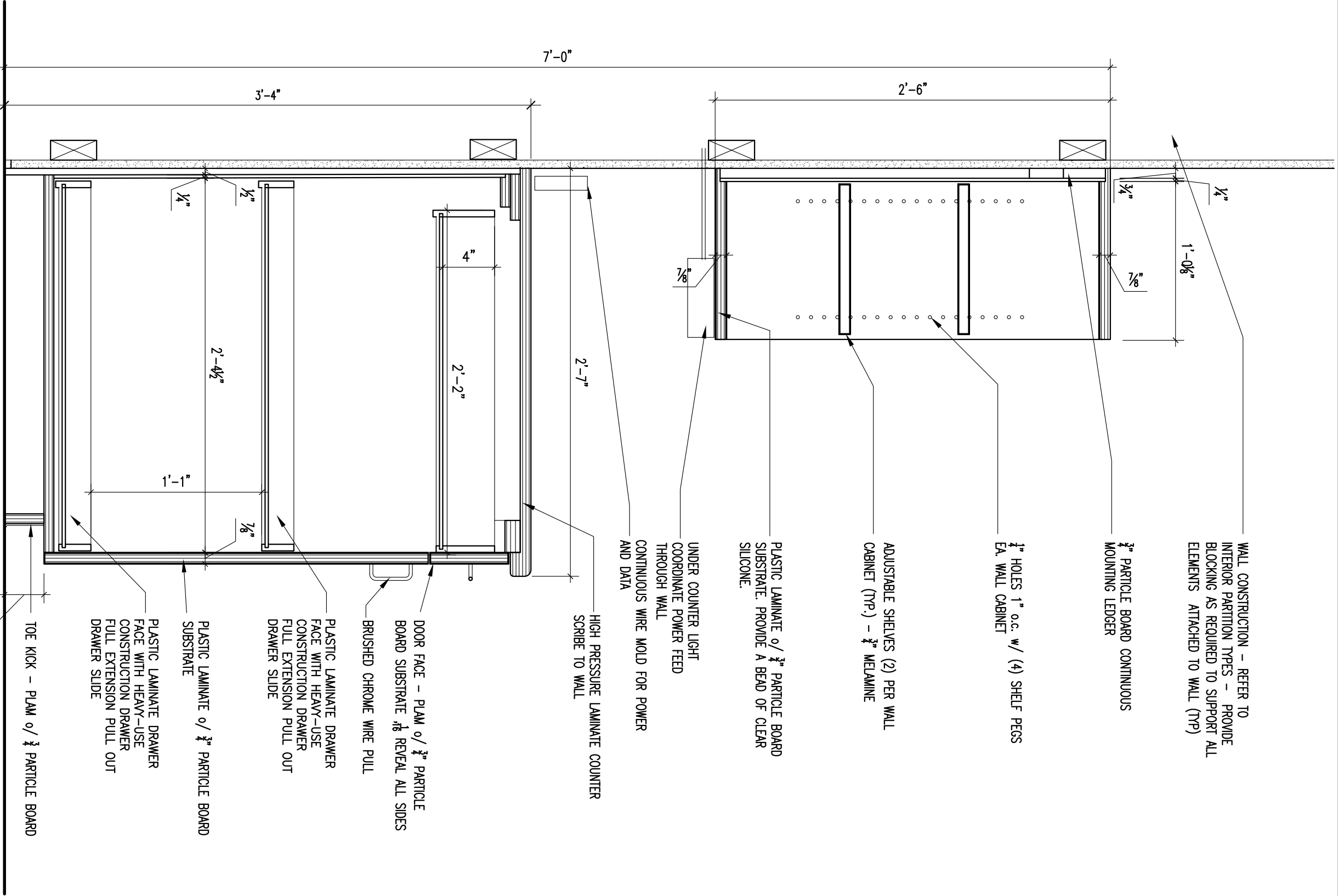
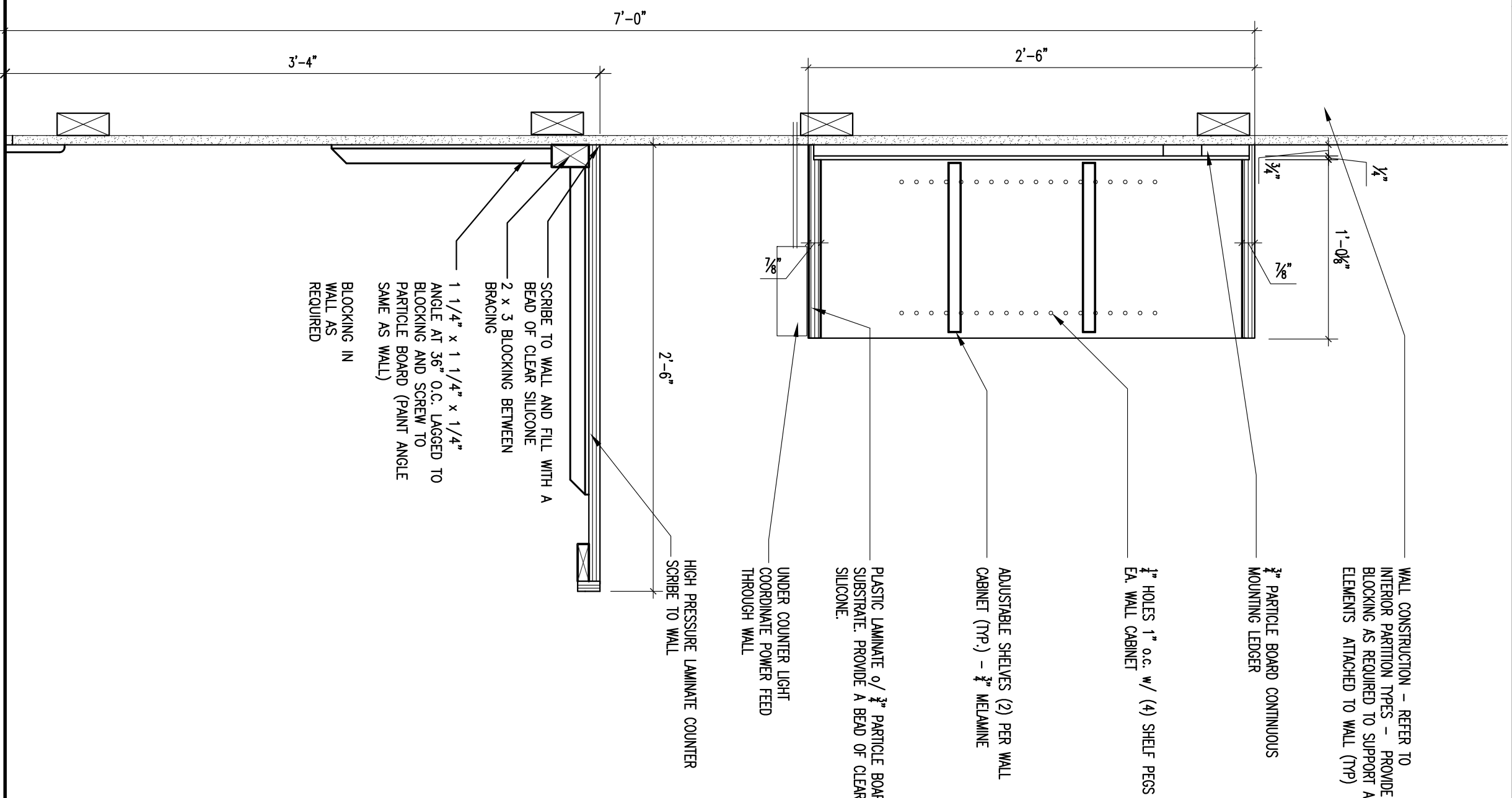
L1 ADA SINK ENCLOSURE

L7 COUNTER DETAIL

1 1/2" = 1'-0"

1 1/2" = 1'-0"

1 1/2" = 1'-0"



APOTHECARY BY DESIGN

141 PREBLE STREET
PORTLAND, MAINE

Gawron Turgeon ARCHITECTS

29 Black Point Road
Scarborough, Maine 04074
www.gawronturgeon.com
207.552.5252




REVISIONS	
#	DATE DESCRIPTION
1	9/18/12 SINA REVISIONS
2	9/18/12 DETAIL CORRECTIONS
3	09/20/12 FINAL CONSTRUCTION DRAWINGS
4	09/21/12 DRAWINGS FOR MANUFACTURER
5	10/04/12 FINAL CONSTRUCTION DRAWINGS - REISSUED

DATE	09/28/12
PROJECT #	120111
DRAWN BY	DLP
CHECKED BY	MEI
DRAWING SCALE	AS NOTED

SHEET TITLE	
INTERIOR DETAILS	

A931

© COPYRIGHT 1985-2012
STANLEY M. GAWRON ARCHITECT
REGISTERED ARCHITECT
STATE OF MAINE



Gawron Turgeon Architects
 29 Black Point Road
 Scarborough, Maine 04074
 www.gawronturgeon.com
 207.885.5200 • 207.885.5211

APOTHECARY BY DESIGN
 141 PREBLE STREET
 PORTLAND, MAINE

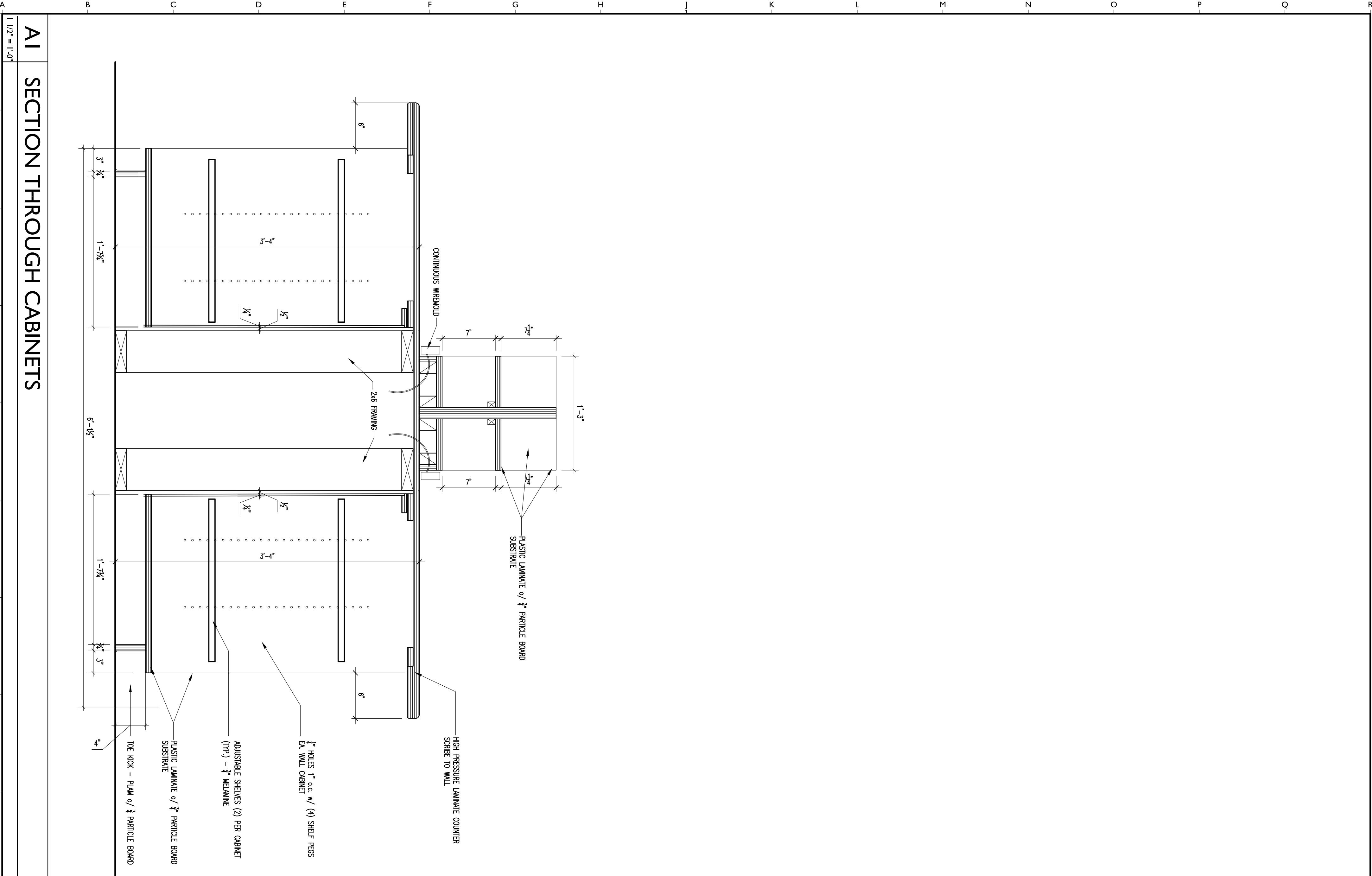

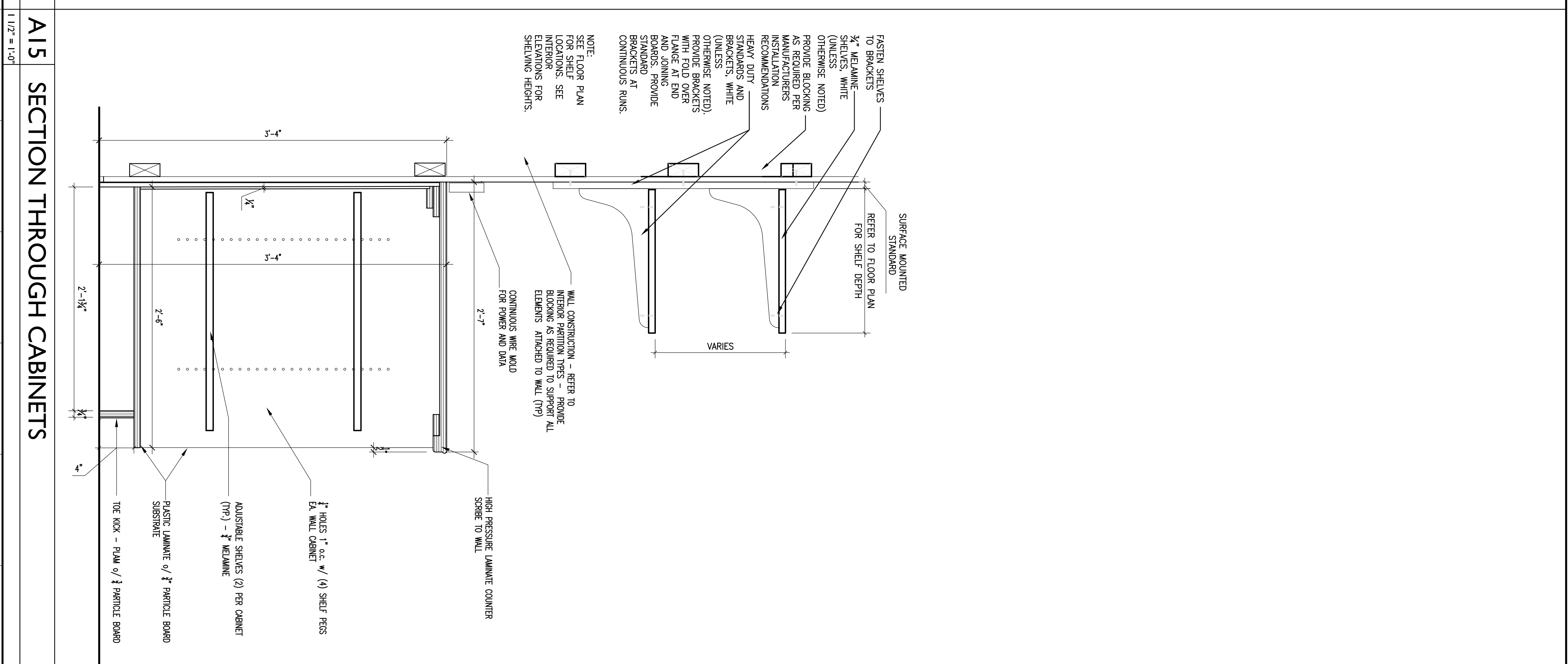
#	DATE	DESCRIPTION
1	9.18.12	SIMA RESPONSE
2	9.18.12	DELTA MODIFICATIONS
3	09.20.12	FINAL CONSTRUCTION DRAWINGS
4	09.20.12	FINAL CONSTRUCTION DRAWINGS - REVISION
5	10.04.12	FINAL CONSTRUCTION DRAWINGS - REVISION


DATE	09.28.12
PROJECT #	120111
DRAWN BY	DLP
CHECKED BY	MEF
DRAWING SCALE	AS NOTED

SHEET TITLE	
INTERIOR DETAILS	

A932

© COPYRIGHT 1985-2012
 DOCUMENT NUMBER: 120111
 PROJECT: APOTHECARY BY DESIGN
 ARCHITECT: GAWRON TURGEON ARCHITECTS





Gawron Turgeon ARCHITECTS
29 Black Point Road
Scarborough, Maine 04074
www.gawronturgeon.com
2025-2026 Schedule of Values

APOTHECARY BY DESIGN
• 141 PREBLE STREET
• PORTLAND, MAINE

#	DATE	DESCRIPTION
1	9/18/22	SYNOPSIS DEVELOPMENT
2	9/18/22	DETAILED CONCEPTS
3	09/20/22	FINAL CONSTRUCTION DRAWINGS
4	09/20/22	FINAL CONSTRUCTION DRAWINGS - REVISED
5	10/24/22	

DATE	09/28/22
PROJECT #	120111
DRAWN BY	LAP
CHECKED BY	MEF
DRAWING SCALE	AS NOTED
SHEET TITLE	
INTERIOR FINISH LEGEND AND SCHEDULE	

A941

© COPYRIGHT 1985-2012
STANLEY M. GAWRON
REGISTERED ARCHITECT
MAINE

INTERIOR FINISH SCHEDULE

120111

Apothecary by Design - Portland

Code	Material	Manufacturer	Product, Style and Color	Finish	Abbreviations	Remarks
C	CARPET		STD SQUARE (W/O/S)			
SV	SHEET VINYL		EM ENTRY MAT			
LKS	LOCKERS		FIBERGLASS REINFORCED PANEL			
G	GROUT		T	TILE		
NA	NOT APPLICABLE		TBD	TO BE DETERMINED		
P	PAINT		VCB VINT COAT BASE			
PL	PLASTIC LAMINATE		VP VINT PLANK			
R	RESILIENT RUBBER RUBBER TREAD		RP RESIN PANEL			
SC	SEALED CONCRETE		WC WALL COVERING (VINYL PAPER)			
SF	SQUARE FEET		MEL MELAMINE			
CAB	CABINETS		TB TILE BASE			
SS	SOLID SURFACE NATURAL STONE		VO WOOD			

Room Information	Floor	Walls	Thin	Countertop/Worksurface/Cabinets	Remarks							
Room #	Room Name	Floor	East Wall	South Wall	West Wall	Wainscoting	Base	Decorative Trim(s)	Door & Window Molding	Horizontal Pane	Vertical Pane	

Room #	Room Name	Floor	East Wall	South Wall	West Wall	Wainscoting	Base	Decorative Trim(s)	Door & Window Molding	Horizontal Pane	Vertical Pane	Remarks		
100	VEST	EM/T1	G1	P2	P2	NA	TB1	FP	-	FP	NA	NA		
101	LOBBY	T1/T2	G1	STRENT	P3	FRP2	P2	NA	TB1	FP	-	FP	NA	REFER TO DRAWING FOR ACCENT PAINT LOCATIONS
101A	POS	C1	NA	P	P	NA	G1	FP	-	FP	NA	NA		
102	WORKSTATIONS	C1	NA	P	P	NA	TB1	FP	-	FP	NA	NA		
103	CORRIDOR	T1/T2	G1	P2	P2	NA	TB1	FP	-	FP	NA	NA		
104	CONFERENCE ROOM	C2	NA	P2	P2	NA	VCB1	FP	-	FP	NA	NA		
105	COMPOUNDING ROOM	S11	NA	FRP1	FRP1	FRP1	SV11	FP	-	FP	NA	PL4	6" FLASH COVE BASE HEAT WELD SEAMS SMOOTH FINISH FRP	
106	ANTE ROOM	S12	NA	P5	P5	NA	VCB1	FP	-	FP	NA	PL5	HEAT WELD SEAMS	
107	CLIST	S12	NA	P5	P5	NA	S12	FP	-	FP	NA	NA	HEAT WELD SEAMS	
108	EXISTING CHANGING ROOM	EXST	P5	P5	P5	NA	EXST	FP	-	FP	NA	NA	HEAT WELD SEAMS	
109	CORR	S12	NA	P5	P5	NA	S12	FP	-	FP	NA	NA		
110	CORR	C1	NA	P2	P2	NA	VCB1	FP	-	FP	NA	NA		
111	CLINICAL OVERSIGHT	C1	NA	NA	NA	NA	VCB1	FP	-	FP	NA	NA	PAINT COLUMNS P1	
112	PROCESSING	C1	NA	NA	NA	NA	VCB1	FP	-	FP	NA	NA	PAINT COLUMNS P1	
113	CARE COORDIN	C1	NA	P2	NA	NA	VCB1	FP	-	FP	NA	NA	PAINT COLUMNS P1	
114	CLINICAL OVERSIGHT	C1	NA	NA	NA	NA	VCB1	FP	-	FP	NA	NA		
115	FULL TREATMENT	T1	G1	P2	P2	NA	TB1	FP	-	FP	NA	NA	HEAT WELD SEAMS; PAINT COLUMNS P1; PAINT DOOR SET ABOVE F11	
116	ACCESS RR	C1	NA	P2	P2	NA	TB1	FP	-	FP	NA	NA		
117	CORRIDOR	T1	G1	P2	P2	NA	TB1	FP	-	FP	NA	NA		
118	ACCESS RR	T1	G1	P2	P2	NA	TB1	FP	-	FP	NA	NA		
119	FINAL CHECK	C1	NA	P2	P2	NA	NA	FP	-	FP	NA	NA	PAINT SLIDING DOOR P4	
120	SHIPPING	C1	NA	P2	P2	NA	NA	FP	-	FP	NA	PL2	PAINT SLIDING DOOR P4	
121	LOAD/UNLOAD	T2	G2	P2	P2	NA	NA	FP	-	FP	NA	NA		
122	CLIST	T2	G2	P2	P2	NA	VCB1	FP	-	FP	NA	NA		
123	KITCHEN	T2	G2	P2	P2	NA	NA	FP	-	FP	NA	PL3		
124	DELIVERIES	SC	NA	P2	P2	NA	NA	FP	-	FP	NA	CAB1	PAINT PREP. RM. P4	
125	DELIVERY DROP-OFF	NA	NA	P2	P2	NA	VCB1	FP	-	FP	NA	NA	PAINT EXISTING HANDRAIL P	
STR1	STR1	STR1	STR1	STR1	STR1	STR1	STR1	STR1	STR1	STR1	STR1	STR1	STR1	STR1
STR2	STR2	STR2	STR2	STR2	STR2	STR2	STR2	STR2	STR2	STR2	STR2	STR2	STR2	STR2
ELET	ELET	ELET	ELET	ELET	ELET	ELET	ELET	ELET	ELET	ELET	ELET	ELET	ELET	ELET

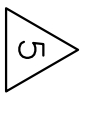
INTERIOR FINISH LEGEND

120111

Apothecary by Design - Portland

Code	Material	Manufacturer	Product, Style and Color	Finish	Abbreviations	Remarks
C1	CARPET	PHILIPPIA QUEEN COMMERCIAL	CLC COLLECTION FUSE BL-4655; COLOR: TO MILD-00100; 24"X24"	FACTORY	STD SQUARE (W/O/S)	
C2	CARPET	PHILIPPIA QUEEN COMMERCIAL	CLC COLLECTION FUSE BL-4655; COLOR: TO MILD-00100; 12" GOODS	FACTORY	EM ENTRY MAT	
T1	TILE PORCELAIN	MANNINGTON COMMERCIAL	COLLECTION SERENGETI SLATE; COLOR: MONGHT 021; 18"X18"	FACTORY	LKS LOCKERS	
T2	TILE PORCELAIN	MANNINGTON COMMERCIAL	BORGES MID; COLOR: BROWNSTONE-1556; 18"X18" THICKNESS	FACTORY	G GROUT	
SV1	SHEET VINYL	MANNINGTON COMMERCIAL	FINE FIELDS; COLOR: TBO_089" THICKNESS	FACTORY	NA NOT APPLICABLE	
SV2	SHEET VINYL	MANNINGTON COMMERCIAL	ROLED GOODS; COLLECTION BERBER; COLOR: LIGHT	FACTORY	P PAINT	
EM1	ENTRY MAT	MATS INC	4" COVE BASE; COLOR: TBO	FACTORY	PL PLASTIC LAMINATE	
VS1	VINYL BASE	JOHNSONITE	PRODUCT ECOSPEC VIB; COLOR: SPRINGFIELD SHADE BHM911	FACTORY	R RESILIENT RUBBER RUBBER TREAD	
TB1	TILE BASE	MANNINGTON COMMERCIAL	COLLECTION SERENGETI SLATE; COLOR: MONGHT	FACTORY	SC SEALED CONCRETE	
G1	GROUT	MAPEI	COLOR: TBO	FACTORY	SF SQUARE FEET	
G2	GROUT	MAPEI	COLOR: TBO	FACTORY	CAB CABINETS	
P1	PAINT	BENJAMIN MOORE	PRODUCT ECOSPEC VIB; COLOR: PAV FOR GOLD	EGGSHELL	SS SOLID SURFACE NATURAL STONE	
P2	PAINT	BENJAMIN MOORE	PRODUCT ECOSPEC VIB; COLOR: COUNTRY COMFORT	EGGSHELL	VO WOOD	
P3	PAINT	BENJAMIN MOORE	PRODUCT ECOSPEC VIB; COLOR: SPRINGFIELD SHADE BHM911	EGGSHELL		
P4	PAINT	BENJAMIN MOORE	PRODUCT ECOSPEC VIB; COLOR: BEACH COMBER BHM911	EGGSHELL		
P5	PAINT	BENJAMIN MOORE	PRODUCT ECOSPEC VIB; COLOR: ALPACA BHM104	EGGSHELL		
P6	PAINT	BENJAMIN MOORE	PRODUCT ECOSPEC VIB; COLOR: ONONDAGA CLAY	EGGSHELL		
P7	PAINT	BENJAMIN MOORE	PRODUCT ECOSPEC VIB; COLOR: SEA SHELL BHM911	EGGSHELL		
PL1	PLASTIC LAMINATE	FORMICA	MATTE COLLECTION; ECOGRASS STRAND; 6214-6	FACTORY		
PL2	PLASTIC LAMINATE	FORMICA	PROFIED ANTIWEAR MATTE; 7284-6	FACTORY		
PL3	PLASTIC LAMINATE	FORMICA	MATTE COLLECTION; WHEAT STRAND; 6212-6	FACTORY		
PL4	PLASTIC LAMINATE	FORMICA	WHITE; SW111-S; SUEDE FINISH	FACTORY		
PL5	PLASTIC LAMINATE	VANSONANT	DESERT ZEPHYR; 441-40	FACTORY		
CAB1	CABINETS	ARMSTRONG CABINETS	DOORSTYLE: AMBROSE; FINISH: CINNAMON	FACTORY		
FRP1	FIBERGLASS PANEL	CONCRETE COMPOSITE	INNOVATIVE FINISHES; QUASAR; SMOOTH; COLOR: WHITE	FACTORY		
LKS1	LOCKERS; METAL	PERCO	COLLECTION: TBO; COLOR: TBO	FACTORY		

NOTES:
1. PREPARE SECOND FLOOR PL WOOD FLOOR FOR NEW FLOOR COVERING
2. PRIME DRYER COLORED EXISTING WALLS TO ACCEPT NEW PAINT COLORS




AI INTERIOR FINISH LEGEND

AI INTERIOR FINISH SCHEDULE

1 2 3 4 5 6 7 8 9 10 11 12 13 14 15 16 17 18 19 20

1 2 3 4 5



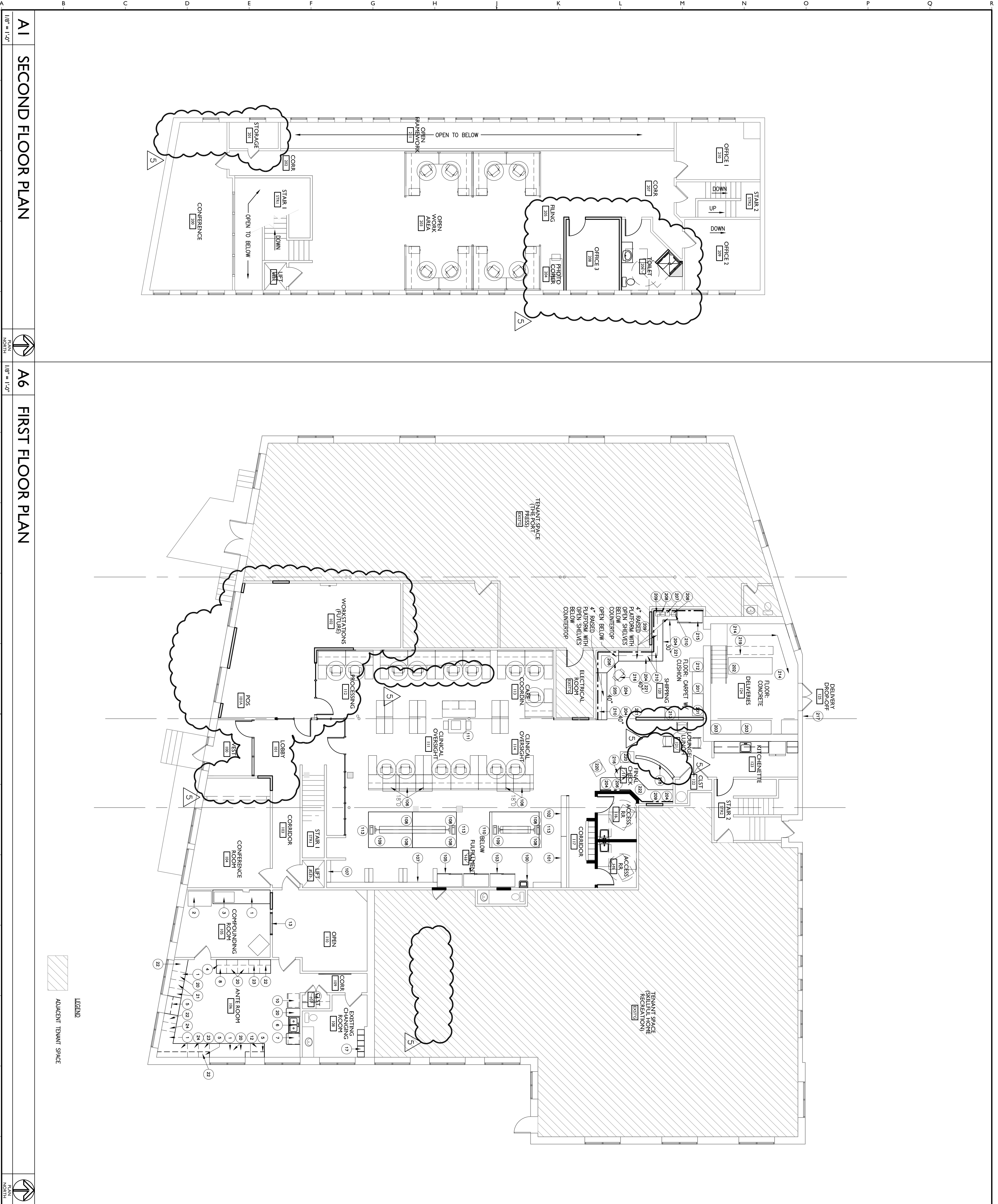
Gawron Turgeon ARCHITECTS
 29 Black Point Road
 Scarborough, Maine 04074
 www.gawronturgeon.com
 202-858-2020 • 202-858-2021

APOTHECARY BY DESIGN
 141 PREBLE STREET
 PORTLAND, MAINE

REVISIONS	
#	DATE
1	9.18.12
2	9.18.12
3	09.20.12
4	09.20.12
5	10.04.12

DATE	09/28/12
PROJECT #	120111
DRAWN BY	LAP
CHECKED BY	MEI
DRAWING SCALE	AS NOTED
SHEET TITLE	
EQUIPMENT PLAN	

E101




A1 SECOND FLOOR PLAN

A6 FIRST FLOOR PLAN

A18 LEGEND

FLOOR PLAN



Gawron Turgeon ARCHITECTS
 29 Black Point Road
 Scarborough, Maine 04074
 www.gawronturgeon.com
 207.885.5333 • 207.885.5332

APOTHECARY BY DESIGN
 141 PREBLE STREET
 PORTLAND, MAINE

REVISIONS	
#	DATE
1	9/18/12
2	9/18/12
3	09/20/12
4	09/28/12
5	10/04/12

DATE	09/28/12
PROJECT #	120111
DRAWN BY	LAP
CHECKED BY	MEI
DRAWING SCALE	AS NOTED
SHEET TITLE	
ELECTRICAL/TELEPHONE DATA PLAN	

P101

© COPYRIGHT 1985-2012
 DOCUMENT NUMBER: P101
 PROJECT NUMBER: 120111
 ARCHITECT: STANLEY M. GAWRON

A18 LEGEND

A6 FIRST FLOOR PLAN

A1 SECOND FLOOR PLAN

- LEGEND - ELECTRICAL / TELEPHONE / DATA
- OUTLET
 - ⊕ EXISTING OUTLET
 - ⊖ DEDICATED OUTLET
 - ⊕ QUAD OUTLET
 - ⊖ EXISTING QUAD OUTLET
 - ⊕ TELEPHONE - WALL MOUNTED
 - ⊖ TELEPHONE / DATA
 - ▲ DATA
 - ~~~~~ POWER STRIP
 - ▬ ELECTRICAL PANEL

- 1. REFER TO FLOOR PLAN FOR SYSTEM FURNITURE LAYOUT.
- 2. REFER TO FLOOR PLAN FOR CUSTOM CABINETS/ LAYOUT
- 3. OVEN - 208V, 60 HZ, 2700 W.

