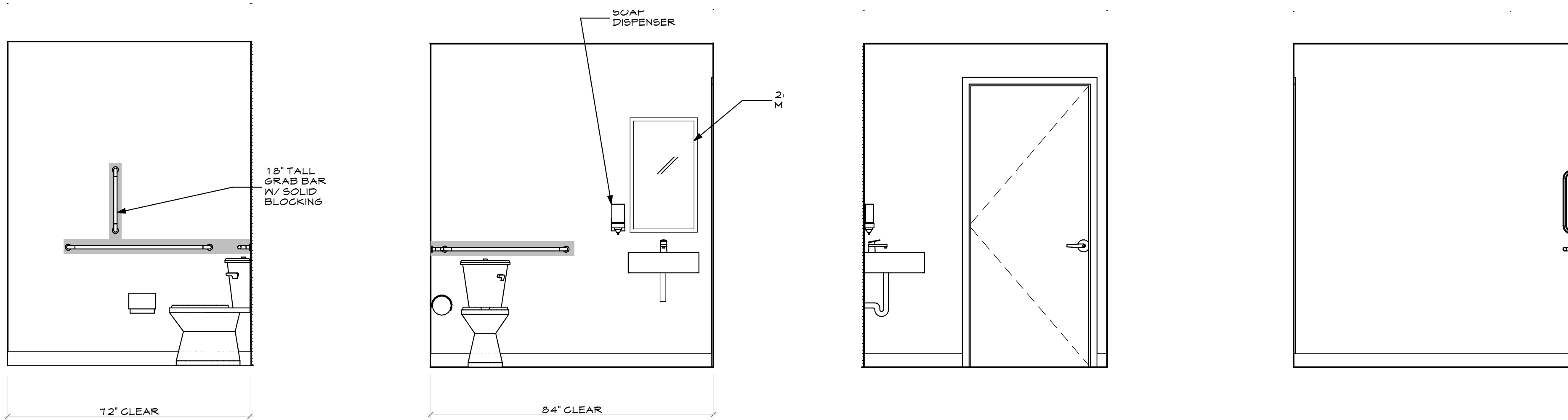



1 N.C. RM 102 PROVIDE BLOCKING AT ALL GRAB BARS
A2.1 SCALE: 1/2" = 1'-0"

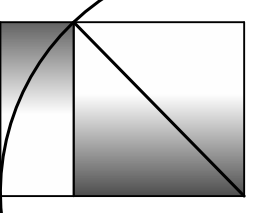


2 STAFF N.C. RM. 111 PROVIDE BLOCKING AT ALL GRAB BARS. SEE ELEV 1/2.1 FOR DIMENSIONS
A2.1 SCALE: 1/2" = 1'-0"

COASTAL PHARMACY & WELLNESS
 195 KENNEBEC STREET
 PORTLAND, ME, 04101



WHIPPLE
 CALLENDER
 ARCHITECTS



PO BOX 1276
 PORTLAND, ME 04101
 P 207.775.3596
 F 207.775.3631
 www.whipplecallender.com

DATE	DESCRIPTION

DATE: 7/25/17
 CHECKED BY: #Contact Full Name
 DRAWN BY: CLL
 JOB: #Pin

SHEET TITLE:
 INTERIOR ELEVATIONS

A2.1

CITY PERMIT SET
 7-25-2017

THIS DRAWING IS AN INSTRUMENT OF SERVICE AND SHALL REMAIN THE PROPERTY OF WHIPPLE CALLENDER ARCHITECTS. IT SHALL NOT BE USED FOR ANY OTHER PURPOSE THAT FOR WHICH IT IS SPECIFICALLY FURNISHED.