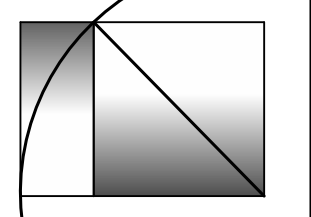


WHIPPLE CALLENDER ARCHITECTS

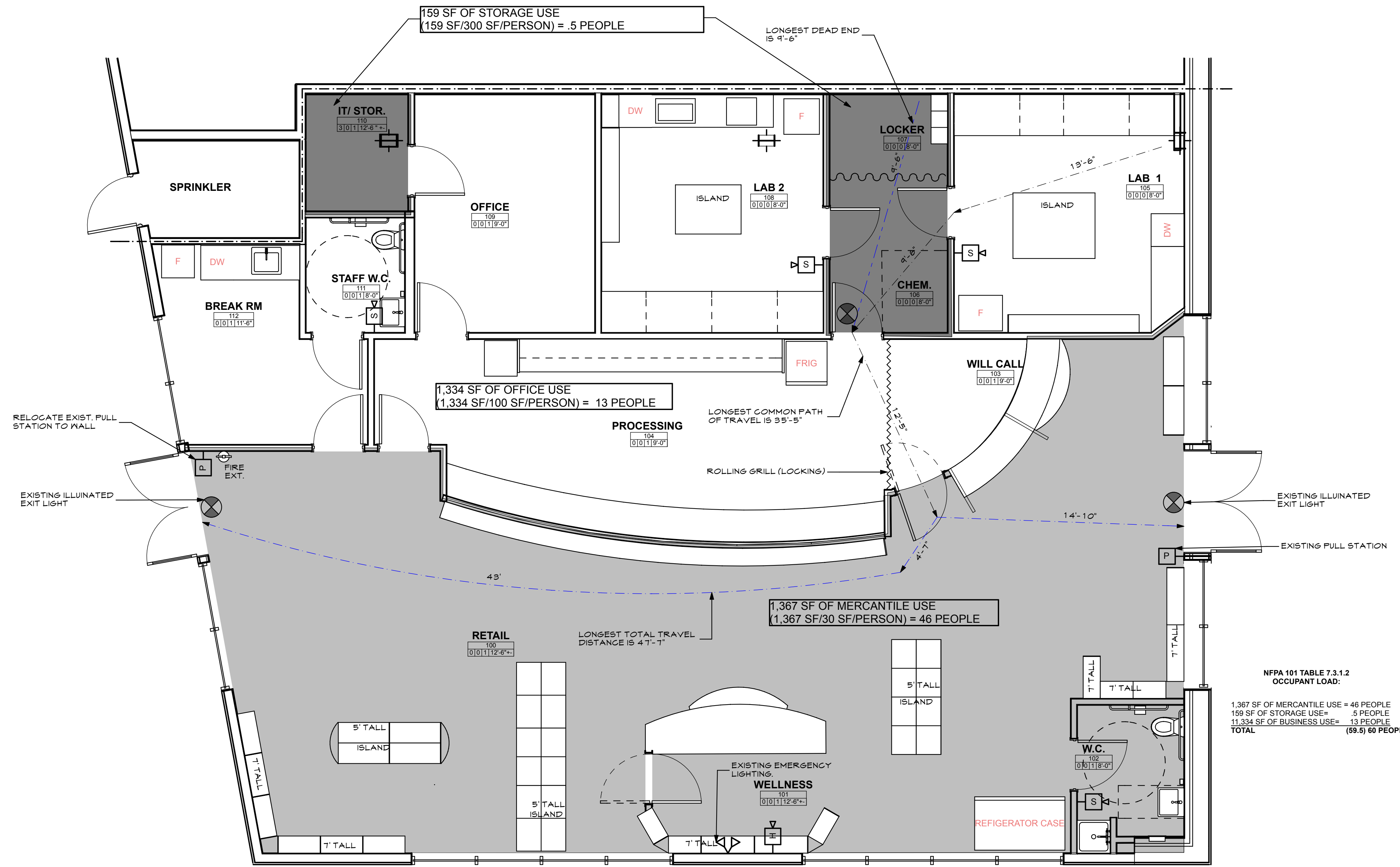


PO BOX 1276
 PORTLAND, ME 04101
 P 207.775.3696
 F 207.775.3631
 www.whipplecallender.com

DATE	DESCRIPTION
7/25/17	

FLOOR PLAN
 LIFE SAFETY

A1.2



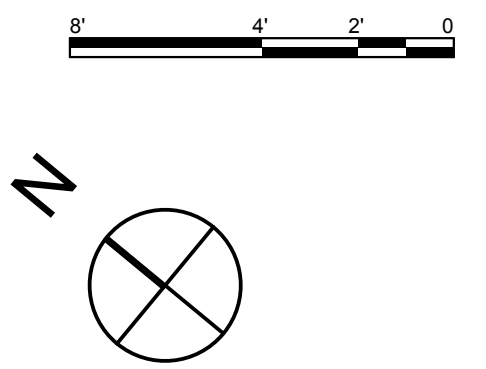
ELECTRICAL & LIFE SAFETY KEY:

NOTE:
 NEW DEVICES AND WORK ARE SHOWN IN BOLD.
 EXISTING DEVICES ARE INDICATED IN GRAY.
 EXISTING VOICE / DATA LINES ARE TO REMAIN
 AND BE RE-USED.

- EXIT LIGHT FIXTURE
- EMERGENCY LIGHTING
- COMBO EXIT SIGN / EMERGENCY LIGHTING
- FIRE ALARM SYSTEM - HORN/STROBE
- FIRE ALARM SYSTEM - STROBE
- FIRE ALARM SYSTEM - PULL STATION

NFPA 101 TABLE 7.3.1.2
OCCUPANT LOAD:
 1,367 SF OF MERCANTILE USE = 46 PEOPLE
 159 SF OF STORAGE USE = .5 PEOPLE
 1,334 SF OF BUSINESS USE = 13 PEOPLE
TOTAL (69.5) 60 PEOPLE

CHAPTER 35 - NFPA 101 - 2015
NEW MERCANTILE OCCUPANCIES
 LONGEST COMMON PATH OF TRAVEL SHALL NOT EXCEED 100 FEET IN MERCANTILE OCCUPANCIES WITH LOW TO ORDINARY HAZARD AND PROTECTED BY AN APPROVED, SUPERVISED AUTOMATIC SPRINKLER SYSTEM.
 LONGEST TRAVEL DISTANCE TO EXITS SHALL NOT EXCEED 250 FEET IN A MERCANTILE OCCUPANCIES CLASSIFIED AS ORDINARY HAZARD IN BUILDINGS PROTECTED BY AN APPROVED, SUPERVISED AUTOMATIC SPRINKLER SYSTEM.
 LONGEST DEAD-END CORRIDORS SHALL NOT EXCEED 50 FEET IN A SPRINKLERED BUILDING



1 FLOOR PLAN- LIFE SAFETY
 SCALE: 1/4" = 1'-0"

CITY PERMIT SET
 7-25-2017

THIS DRAWING IS AN INSTRUMENT OF SERVICE AND SHALL REMAIN THE PROPERTY OF WHIPPLE CALLENDER ARCHITECTS. IT SHALL NOT BE USED FOR ANY OTHER PURPOSE THAT FOR WHICH IT IS SPECIFICALLY FURNISHED.