

© 2016 RYAN SENATORE ARCHITECTURE

T-MOBILE FIT-UP
 195 KENNEBEC STREET, BUILDING B, SUITE 32
 PORTLAND, MAINE



RYAN SENATORE ARCHITECTURE
 565 CONGRESS STREET
 PORTLAND, MAINE 04101
 207-650-6414
 senatorearchitecture.com

CONSULTANTS:

REVISIONS:

DATE: MARCH 24, 2016

PROJECT No. 1619

DRAWN BY:

CHECKED BY: RJS

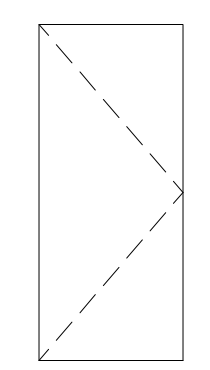
SCALE: AS NOTED

SHEET TITLE:

DOOR SCHEDULE AND INTERIOR ELEVATIONS

A1-1

DOOR SCHEDULE



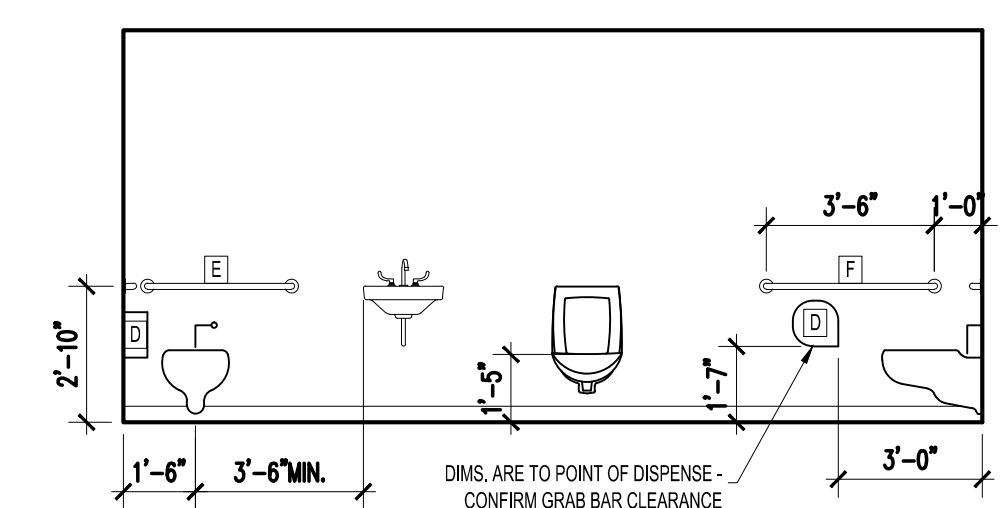
A

1 DOOR TYPES
 1/8" = 1'-0"

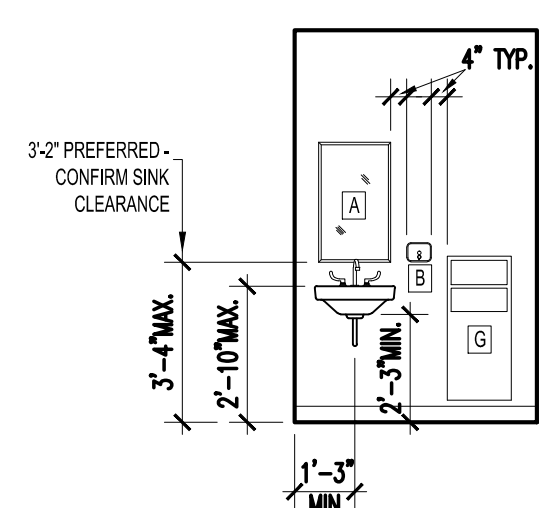
DOOR SCHEDULE																	
DOOR NO.	TYPE	DOOR				FRAME				GENERAL							
		WIDTH	HEIGHT	THICKNESS	MATERIAL	FINISH	INSULATED	TYPE	MATERIAL	THRESHOLD	HEAD	JAMB	SILL	CLOSER	FACE LATCHING (MINUTES)	REMARKS	
102.1	A	3'-0"	7'-0"	-	STL	PTD	-	-	STL	-	-	-	-	-	Y	-	
103.1	A	3'-0"	7'-0"	-	STL	PTD	-	-	STL	-	-	-	-	Y	-		
105.1	A	3'-0"	7'-0"	-	STL	PTD	-	-	STL	-	-	-	-	-	-		

HARDWARE KEY
 M.S. - MORTISE LOCK SET
 L.S. - LOCK SET
 P.R. - PRIVACY SET
 P.S. - PASSAGE SET
 L.P. - LEVER PULL
 P.H. - PEEPHOLE LENSE

NOTE: FOR DOOR HARDWARE SEE DOOR HARDWARE SPECIFICATION SECTION 08710

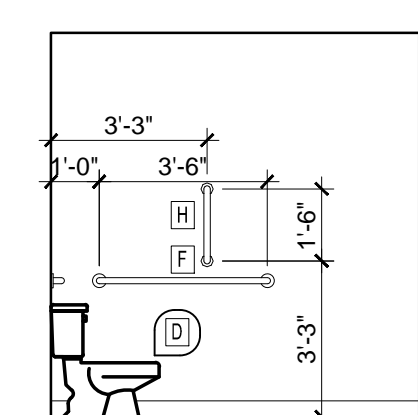


2 TYPICAL ACCESSIBLE TOILET ROOM DIMENSIONS
 1/4" = 1'-0"




NOTES
 1. WHEN GIVEN A RANGE OF DIMENSIONS FOR PLACEMENT, PLACE ALL FIXTURES OF SAME TYPE AT THE SAME ELEVATION THROUGHOUT, UNLESS OTHERWISE DIRECTED.
 2. MIRRORS TO BE CENTERED OVER SINKS
 3. PROVIDE APPROPRIATE BLOCKING IN WALLS BEHIND ALL FIXTURES, PARTITIONS, AND ACCESSORIES


TOILET ACCESSORIES KEY
 [A] MIRROR 18" x 36" NOM.
 [B] SOAP DISPENSER - PBOIBC
 [C] NOT USED
 [D] TOILET PAPER DISPENSER
 [E] GRAB BAR 36" (1 1/4" TO 1 1/2" O.D.)
 [F] GRAB BAR 42" (1 1/4" TO 1 1/2" O.D.)
 [G] NOT USED
 [H] GRAB BAR 18" (1 1/4" TO 1 1/2" O.D.)



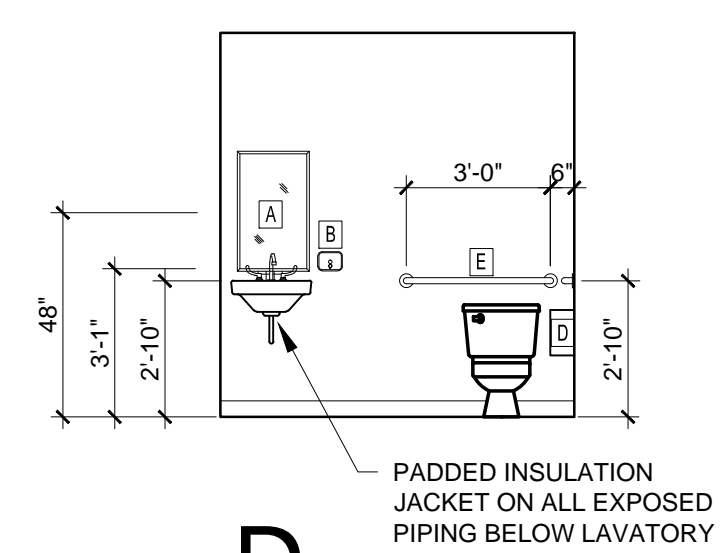
A



B



C



D

1 TOILET ROOM INTERIOR ELEVATIONS
 1/4" = 1'-0"