GENERAL NOTES

1. REFER TO SHEET A131 FOR EQUIPMENT LIST AND FURNITURE SCHEDULE.
2. ALL DIMENSIONS ARE TO FACE OF FRAMING, OR CENTERLINE OF EQUIPMENT UNLESS NOTED OTHERWISE.

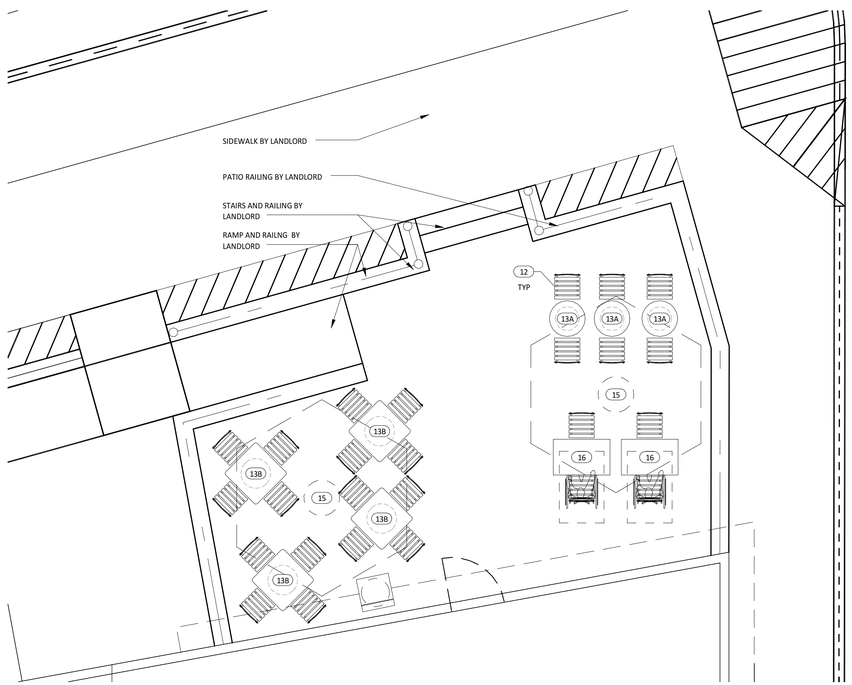

3 A130 **PATIO FURNITURE, FIXTURE & EQUIPMENT PLAN**
1/4" = 1'-0"

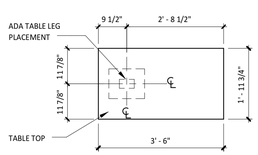

2 A130 **DETAIL**
1/2" = 1'-0"

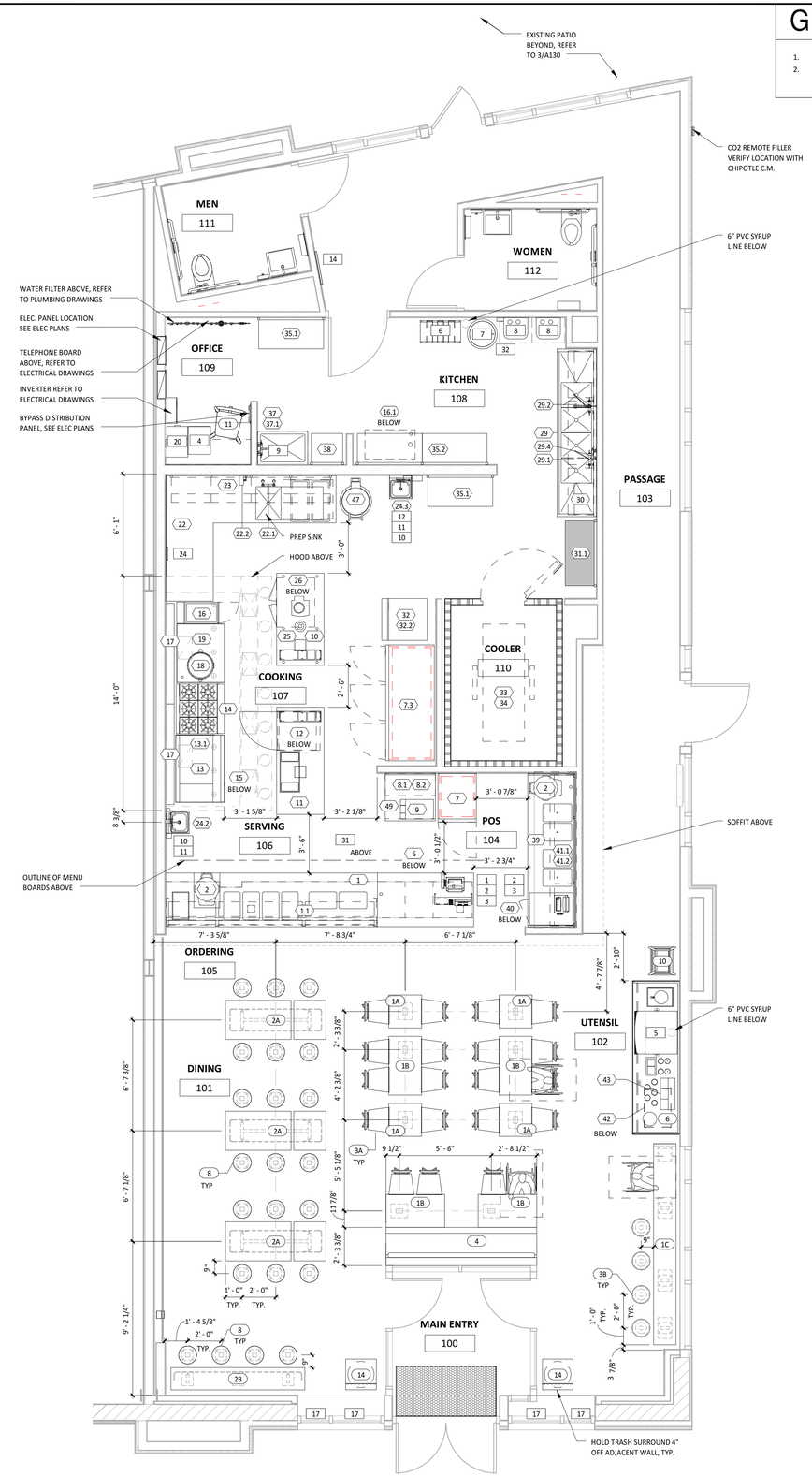

1 A130 **FURNITURE, FIXTURE & EQUIPMENT PLAN**
1/4" = 1'-0"

Consultant:

r e architecture

Reviewed for Code Compliance
Inspections Division
Approved with Conditions

Date: 10/16/15

855 GRANDVIEW AVENUE
SUITE 295
COLUMBUS, OHIO 43215
PHONE: 614.487.8770
FAX: 614.487.8777

LICENSED ARCHITECT
DAVID A. EFAW
ARC4101
STATE OF MAINE
9/15/15

COPYRIGHT 2015
THIS DRAWING IS AN INSTRUMENT OF SERVICE AND AS SUCH REMAINS THE PROPERTY OF CHIPOTLE MEXICAN GRILL, INC.. PERMISSION FOR USE OF THIS DOCUMENT IS LIMITED AND CAN BE EXTENDED ONLY BY WRITTEN AGREEMENT WITH CHIPOTLE MEXICAN GRILL, INC..

CHIPOTLE MEXICAN GRILL, INC.
1401 WYNKOOP STREET, SUITE 500
DENVER, COLORADO 80202
TELEPHONE: (303) 595-4000
FAX: (303) 595-4014
INTERNET: WWW.CHIPOTLE.COM

STORE NO.: 2603
PORTLAND MARGINAL WAY
195 KENNEBEC ST
PORTLAND, ME 04101

Issue Record:

09/15/15	PERMIT/LANDLORD REVIEW

Revisions:

Drawn: TC, BP, DP

Checked: KH,TC

Project No. CMG507

Contents:

Fixtures, Furniture & Equipment Plan

A130

Date of Last Print: 09/15/15