

GENERAL NOTES

1. REFER TO SHEET A131 FOR EQUIPMENT LIST AND FURNITURE SCHEDULE.
2. ALL DIMENSIONS ARE TO FACE OF FRAMING, OR CENTERLINE OF EQUIPMENT UNLESS NOTED OTHERWISE.

Consultant:
red
 architecture + planning

855 GRANDVIEW AVENUE
 SUITE 295
 COLUMBUS, OHIO 43215
 PHONE: 614.487.8770
 FAX: 614.487.8777



COPYRIGHT 2015
 THIS DRAWING IS AN INSTRUMENT OF SERVICE AND AS SUCH
 REMAINS THE PROPERTY OF CHIPOTLE MEXICAN GRILL, INC.
 PERMISSION FOR USE OF THIS DOCUMENT IS LIMITED AND
 CAN BE EXTENDED ONLY BY WRITTEN AGREEMENT WITH
 CHIPOTLE MEXICAN GRILL, INC.



CHIPOTLE MEXICAN GRILL, INC.
 1401 WYNKOOP STREET, SUITE 500
 DENVER, COLORADO 80202
 TELEPHONE: (303) 595-4000
 FAX: (303) 595-4014
 INTERNET: WWW.CHIPOTLE.COM

STORE NO.: 2603
 PORTLAND MARGINAL WAY
 195 KENNEBEC ST
 PORTLAND, ME 04101

Issue Record:

DATE	DESCRIPTION
09/15/15	PERMIT/LANDLORD REVIEW

Revisions:

NO.	DATE	DESCRIPTION

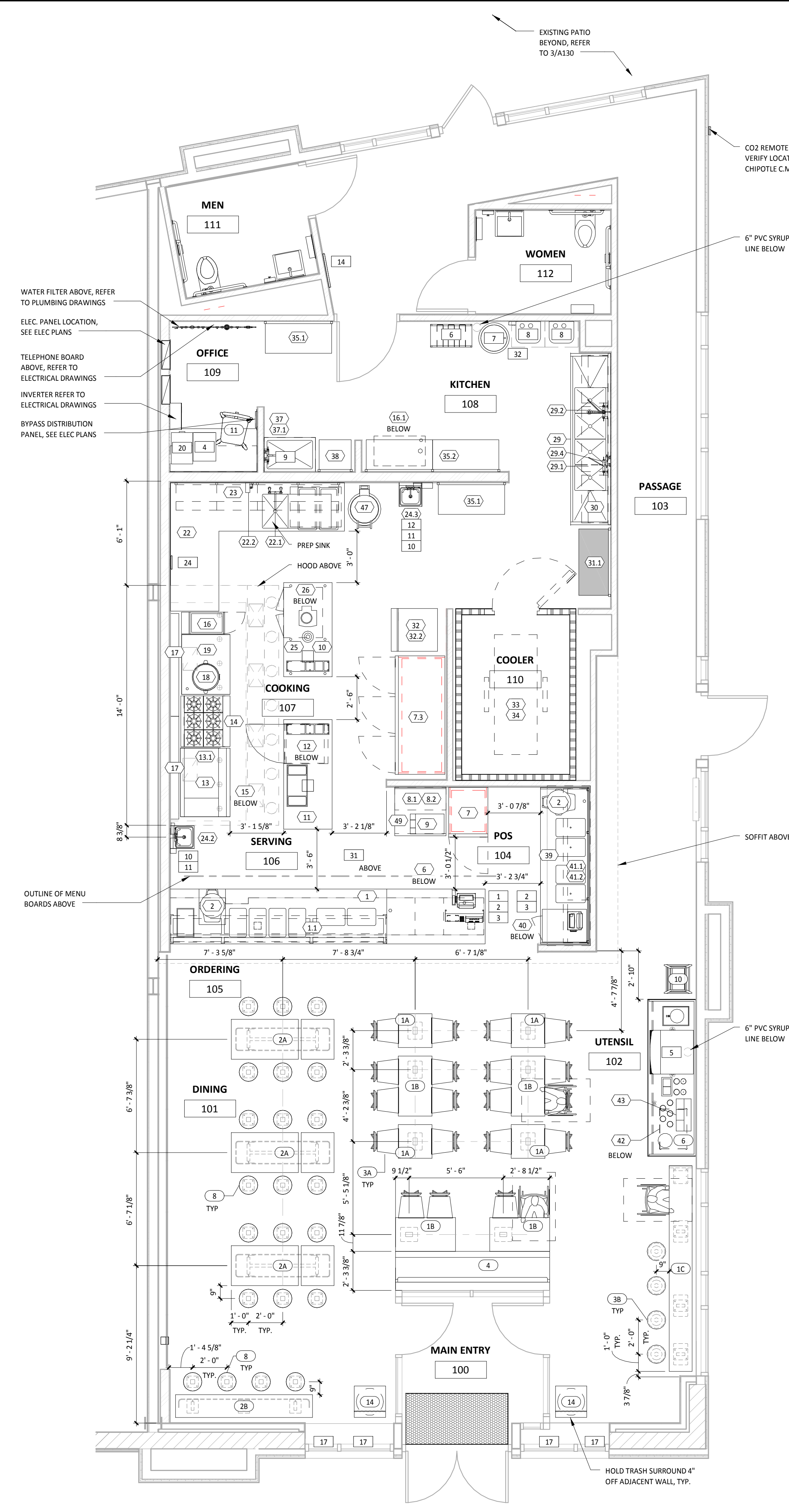
Drawn: TC, BP, DP
 Checked: KH, TC

Project No.: CMG507

Contents:
 Fixtures, Furniture &
 Equipment Plan

A130

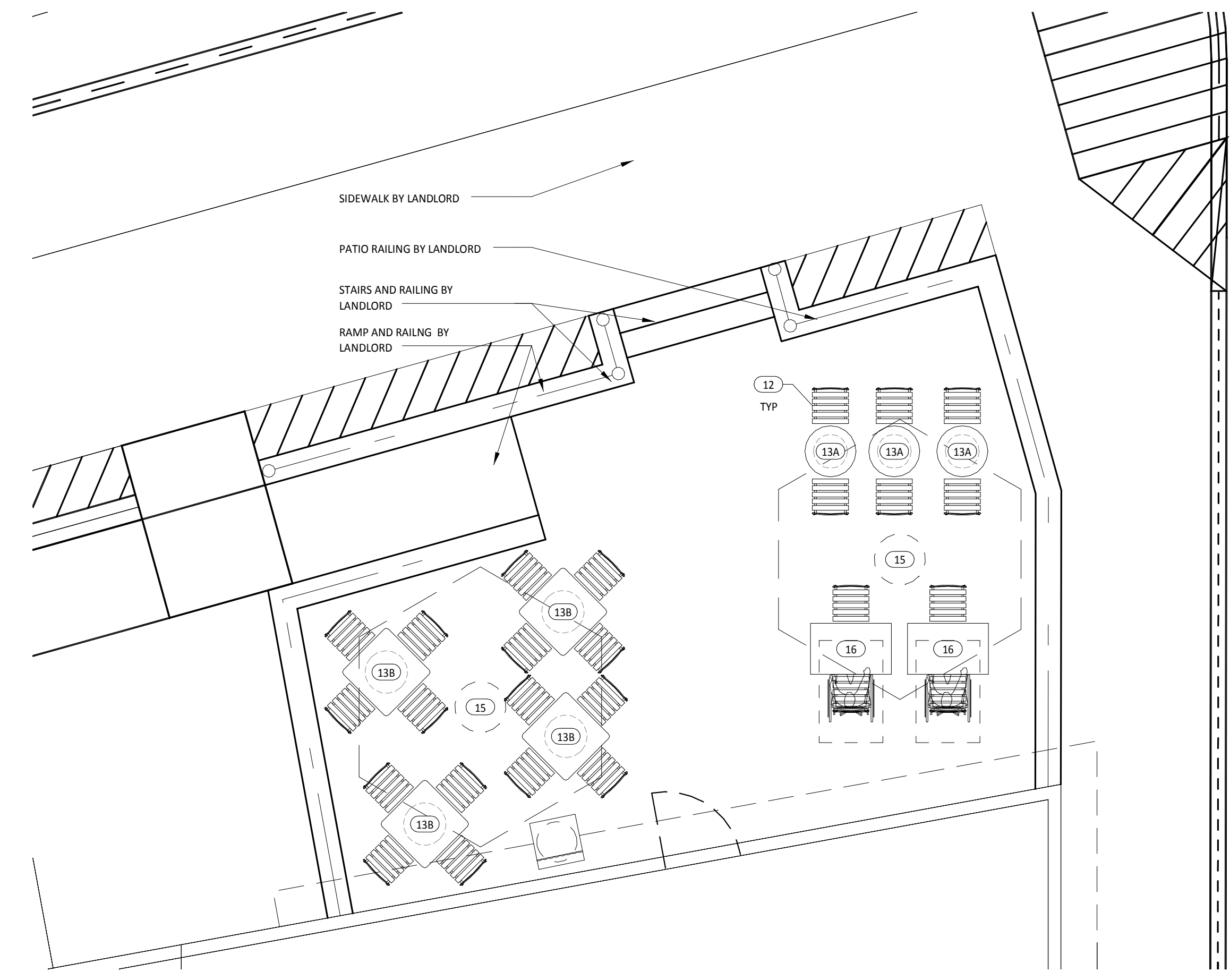
Date of Last Print: 09/15/15



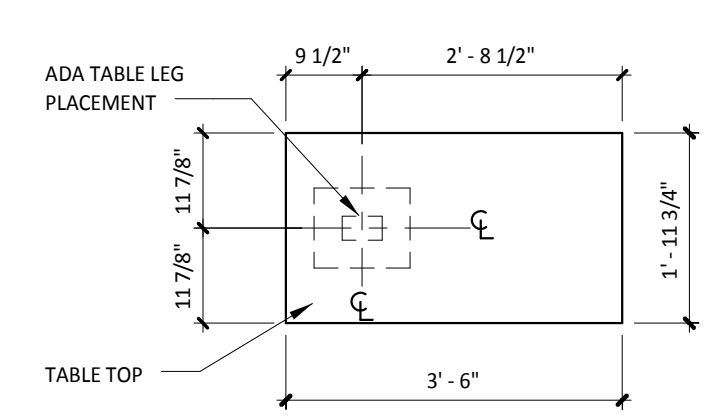
WATER FILTER ABOVE, REFER TO PLUMBING DRAWINGS
 ELEC. PANEL LOCATION, SEE ELEC PLANS
 TELEPHONE BOARD ABOVE, REFER TO ELECTRICAL DRAWINGS
 INVERTER REFER TO ELECTRICAL DRAWINGS
 BYPASS DISTRIBUTION PANEL, SEE ELEC PLANS

OUTLINE OF MENU BOARDS ABOVE

FURNITURE, FIXTURE & EQUIPMENT PLAN
 1/4" = 1'-0"



PATIO FURNITURE, FIXTURE & EQUIPMENT PLAN
 1/4" = 1'-0"



DETAIL
 1/2" = 1'-0"