

GENERAL NOTES

1. VERIFY OVERALL INTERIOR DIMENSIONS, INTERIOR COLUMN PLACEMENTS, AND EXTERIOR WALL PENETRATIONS IN FIELD AND NOTIFY ARCHITECT OF ANY DISCREPANCIES PRIOR TO COMMENCEMENT OF CONSTRUCTION.
2. ALL DIMENSIONS ARE TO THE INSIDE FACE OF EXISTING STUD WALLS.
3. ALL DIMENSIONS ARE TO THE CENTERLINE OF FIXTURE UNLESS OTHERWISE NOTED.
4. GC TO REVIEW ELECTRICAL PLANS FOR LIGHTING OR POWER STUB LOCATIONS PRIOR TO POURING SLAB.
5. REFER TO "03300 - CAST-IN-PLACE CONCRETE" IN SPECIFICATIONS FOR CONCRETE PATCHING OR INSTALLATION INFORMATION.
6. VERIFY PERIMETER FOUNDATION INSULATION IS EXISTING IN FIELD AND NOTIFY ARCHITECT OF ANY DISCREPANCIES PRIOR TO COMMENCEMENT OF CONSTRUCTION.

Consultant:

r e d

architecture + planning

855 GRANDVIEW AVENUE
SUITE 295
COLUMBUS, OHIO 43215
PHONE: 614.487.8770
FAX: 614.487.8777



COPYRIGHT 2015
THIS DRAWING IS AN INSTRUMENT OF SERVICE AND AS SUCH
REMAINS THE PROPERTY OF CHIPOTLE MEXICAN GRILL, INC.
PERMISSION FOR USE OF THIS DOCUMENT IS LIMITED AND
CAN BE EXTENDED ONLY BY WRITTEN AGREEMENT WITH
CHIPOTLE MEXICAN GRILL, INC.



CHIPOTLE MEXICAN GRILL, INC.
1401 WYNWOOD STREET, SUITE 500
DENVER, COLORADO 80202
TELEPHONE: (303) 595-4000
FAX: (303) 595-4014
INTERNET: WWW.CHIPOTLE.COM

STORE NO.: 2603
PORTLAND MARGINAL WAY
195 KENNEBEC ST
PORTLAND, ME 04101

Issue Record:

09/15/15 PERMIT/LANDLORD REVIEW

Revisions:

Drawn:	Checked:
TC, BP, DP	KH, TC

Project No.:

CMG507

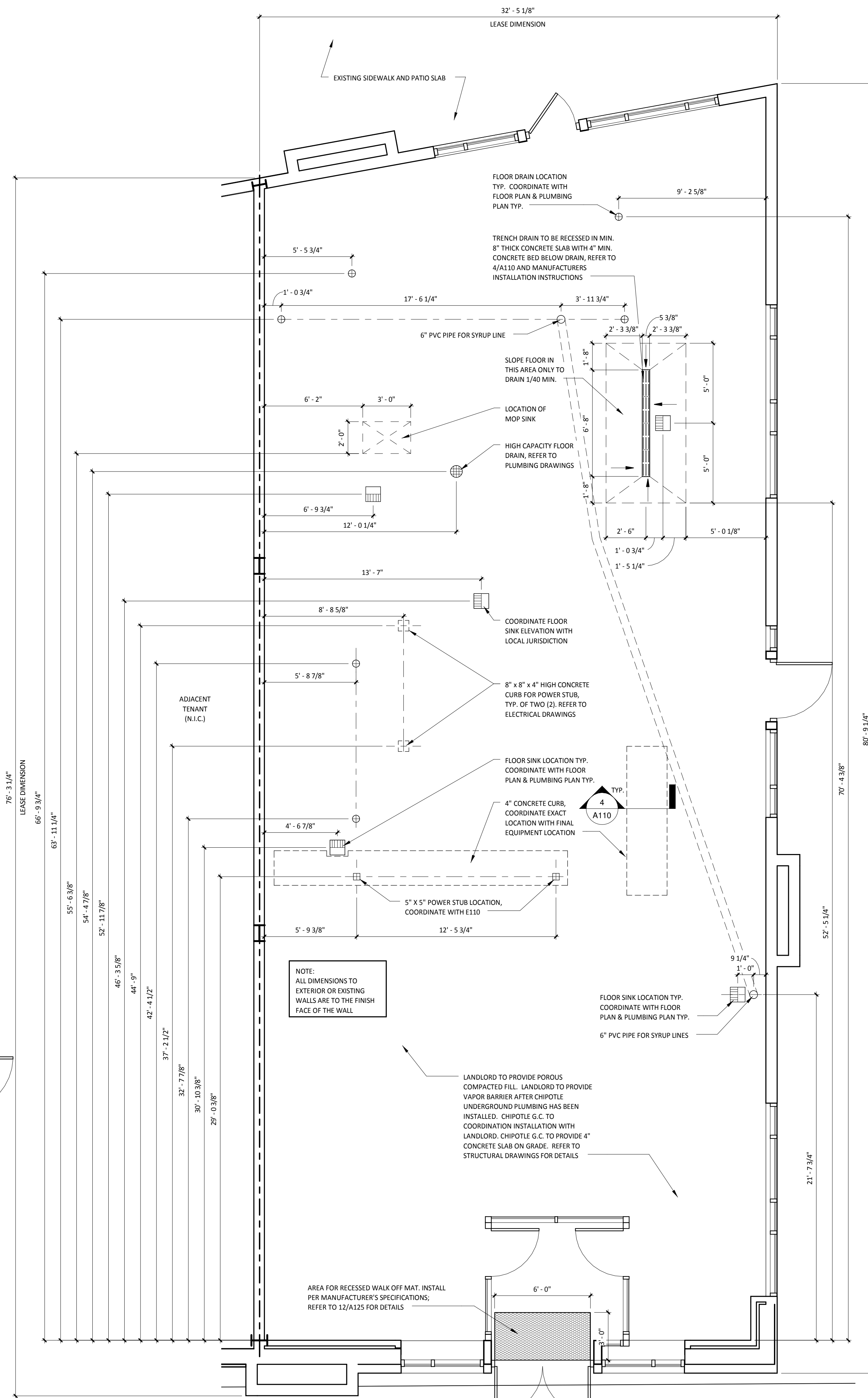
Contents:

Slab Work Plan

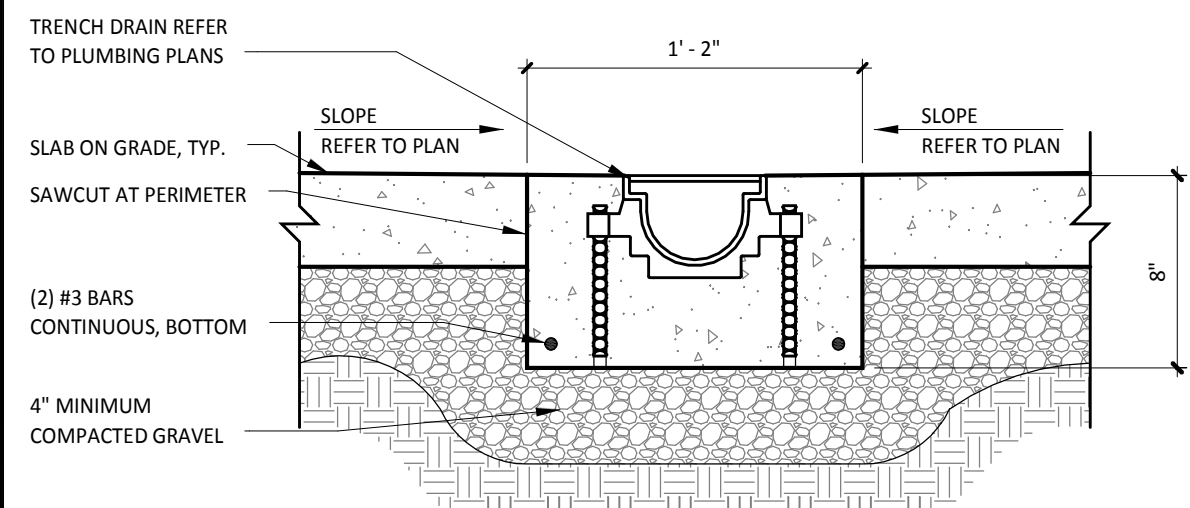
A110

Date of Last Print:

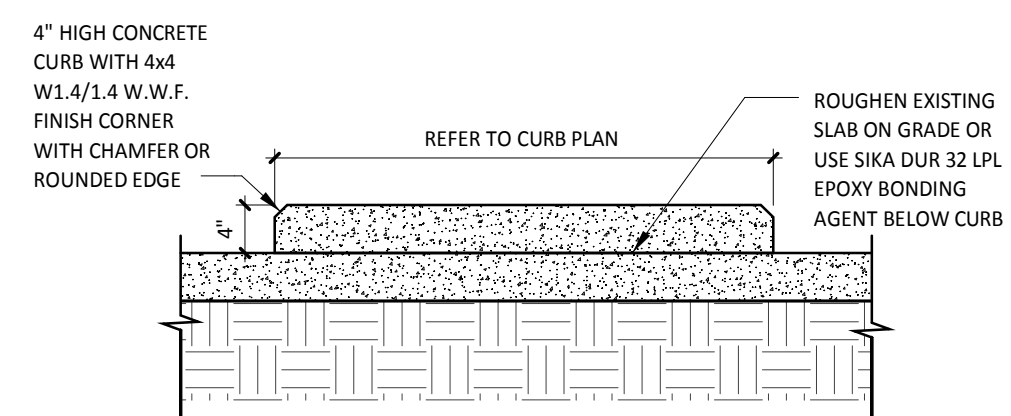
09/15/15



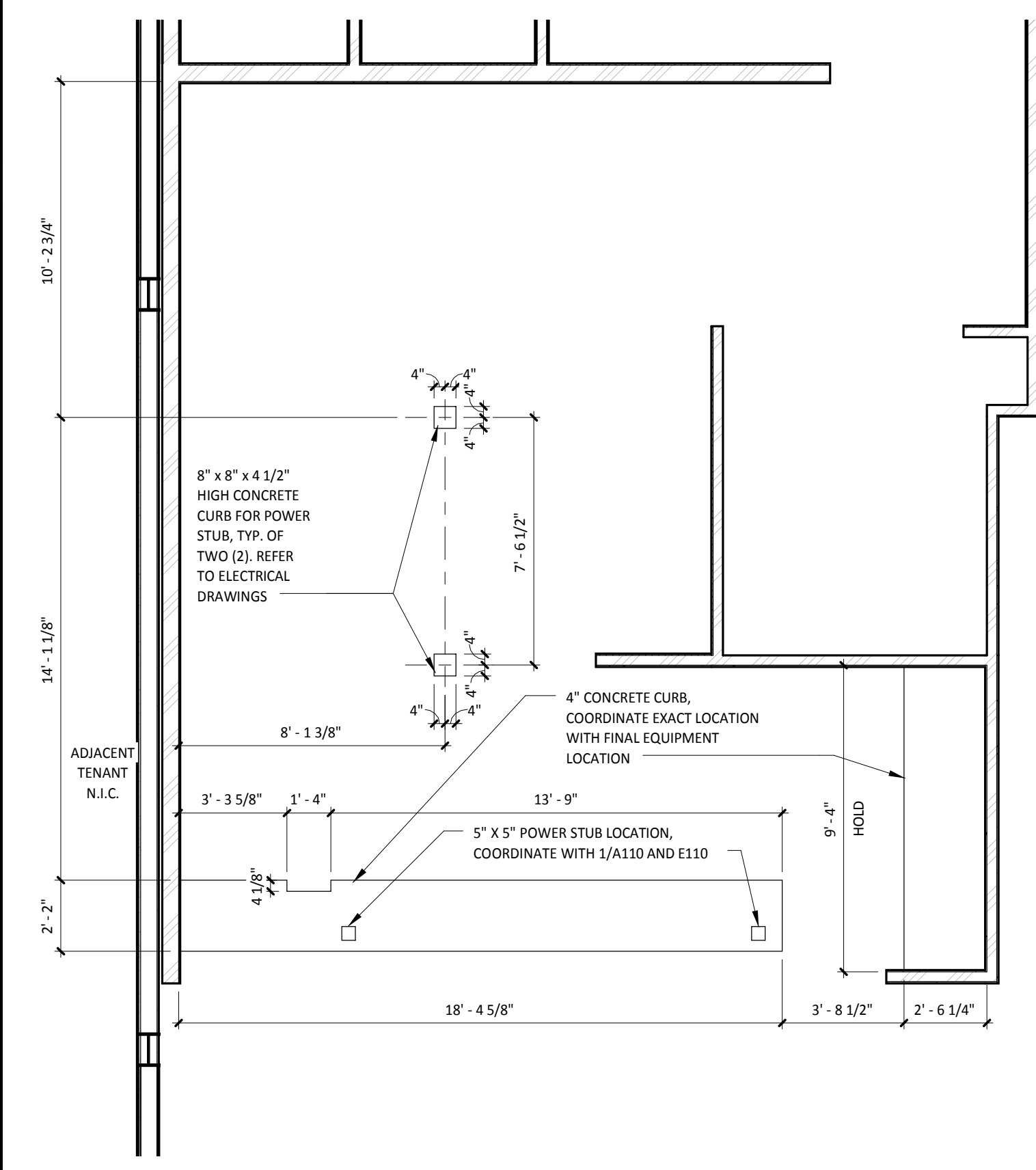
SLAB WORK PLAN
1/4" = 1'-0"



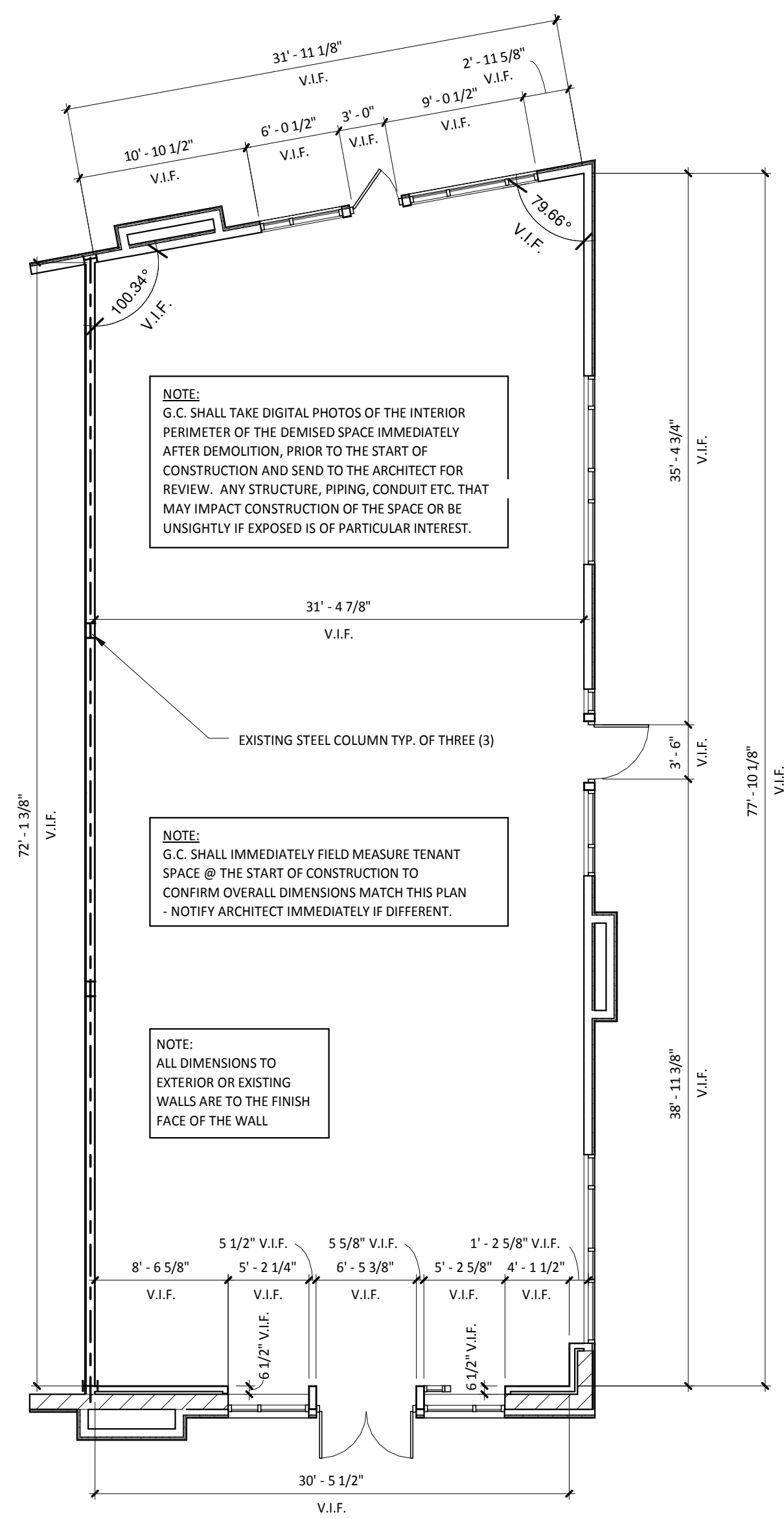
TRENCH DRAIN DETAIL
1 1/2" = 1'-0"



CONCRETE CURB DETAIL
3/4" = 1'-0"



CURB PLAN
1/4" = 1'-0"



DEMISED PREMISES PLAN
1/8" = 1'-0"