

FLOORCOVERING FINISH TYPES

FLOORCOVERING MATERIALS ARE IDENTIFIED ON BOTH THE ROOM FINISH SCHEDULE AND ON THE FLOOR FINISH DISTRIBUTION PLAN. THE COMPLEXITY OF FINISHES/MATERIALS ARE CLARIFIED ON THE DISTRIBUTION PLANS BY ONE OF THE SYMBOLS NOTED BELOW.

FLOORCOVERING SYMBOL LEGEND:



1. RT - RESILIENT TILE FLOORING

CODE	MFR / PATTERN NAME / NO.	COLOR NAME / NO.	SIZE	NOTES
RT-1a	JOHNSONITE AZROCK TEXTILE VCT	TBD	12" X 24"	
RT-1b	JOHNSONITE AZROCK TEXTILE VCT	TBD	12" X 24"	

2. RS - RESILIENT SHEET FLOORING

CODE	MFR / PATTERN NAME / NO.	COLOR NAME / NO.	SIZE	NOTES
RS-1a	JOHNSONITE IQ OPTIMA	TBD	6'-6" W	INTEGRAL COVE BASE (IB) TO 6" A.F.F.

3. WOM - WALK OFF MAT

CODE	MFR / PATTERN NAME / NO.	COLOR NAME / NO.	SIZE	NOTES
WOM-1	JOHNSONITE TERRA-TURF	BLACK/BROWN	12" X 12"	INSTALL QUARTER-TURN

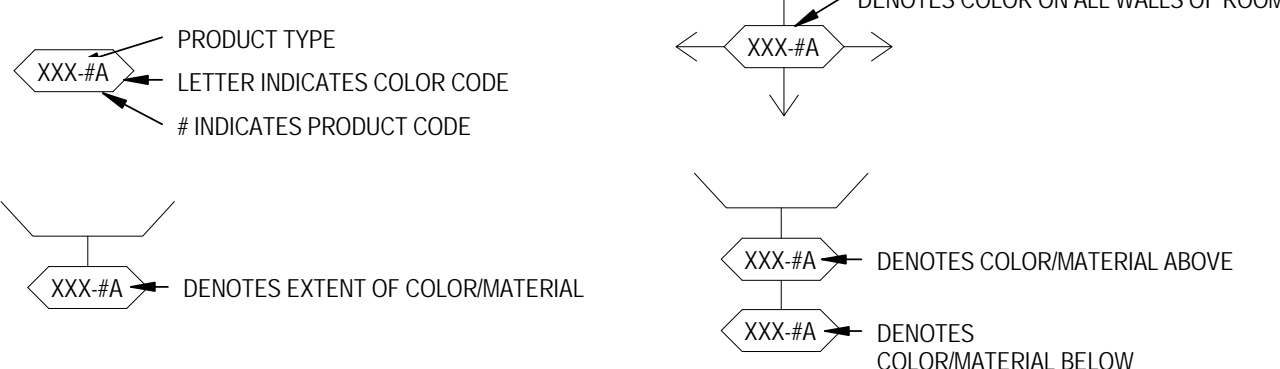
4. WB - WALL BASE

CODE	MFR / PATTERN NAME / NO.	COLOR NAME / NO.	SIZE	NOTE: FLOORING TYPE / COLOR TO BE USED WITH, UNLESS OTHERWISE NOTED
WB-1a	JOHNSONITE TOPSET RUBBER BASE	TBD	4" H	

WALL FINISH TYPES

WALL FINISH MATERIALS ARE IDENTIFIED ON BOTH THE ROOM FINISH SCHEDULE AND ON THE WALL FINISH DISTRIBUTION PLAN. THE COMPLEXITY OF FINISHES/MATERIALS ARE CLARIFIED ON THE DISTRIBUTION PLANS BY ONE OF THE SYMBOLS NOTED BELOW.

WALL SYMBOL LEGEND:



1. PT - PAINT

NOTE: AREAS DESIGNATED AS PT SHALL RECEIVE GENERAL PAINT TYPE PT-1a, UNLESS NOTED ON DISTRIBUTION / ELEVATIONS WITH ACCENT COLOR SYMBOL BELOW.

CODE	MFR	COLOR NAME / NO.	NOTES
PT-1a	SHERWIN WILLIAMS	TBD	
PT-1b	SHERWIN WILLIAMS	TBD	
PT-1c	SHERWIN WILLIAMS	TBD	

MILLWORK FINISH TYPES

1. PL - PLASTIC LAMINATE

CODE	MFR	COLOR NAME/NO.	NOTES
PL-1a	WILSONART	TBD	
PL-1b	WILSONART	TBD	

2. WD - HARDWOOD / VENEER STAIN

CODE	MFR	COLOR NAME/NO.	NOTES
WD-1a	WHITE OAK	STAINED TO MATCH ARCH. SAMPLE	

3. CASEWORK SCHEDULE

CASEWORK FINISHES / MATERIALS ARE IDENTIFIED BY GROUP IN THE ROOM FINISH SCHEDULE, AND ON CUSTOM CASEWORK DRAWINGS AS LISTED IN THE SCHEDULE BELOW:

GROUP	DESCRIPTION	TRANSITION SURFACE	WORKSURFACE	VERTICAL SURFACE	PULLS	NOTES
1	CHECK-IN, WAITING	PL-1b	PL-1b	PL-1a	WIRE PULLS	WD-1a AS NEEDED
2	TRIAGE, EXAM, LAB, MED, DENTAL PROCESS		PL-1b	PL-1a	WIRE PULLS	
3	EXAM ROOM		PL-1b	EXISTING	EXISTING	

GENERAL NOTES

- NOTE: FURTHER INFORMATION IS INCORPORATED IN THE ROOM FINISH SCHEDULE DATED 05/10/17, AND IN THE DISTRIBUTION PLANS ID-100 DATED 05/10/17.
- THE SOLE INTENT OF THIS DOCUMENT IS TO IDENTIFY THE COLOR AND / OR FINISH OF THE MATERIALS SPECIFIED. IT IS THE RESPONSIBILITY OF THE CONTRACTOR TO NOTIFY E4H OF ANY DISCREPANCIES BETWEEN ANY / ALL DOCUMENTS.
- REFER TO THE ARCHITECTURAL SPECIFICATIONS FOR IMPORTANT INFORMATION REGARDING THE SPECIFIED FINISH MATERIALS AND MANUFACTURERS.
- ALL NOTES REPRESENT TYPICAL CONDITIONS, UNLESS OTHERWISE NOTED ON DISTRIBUTION PLANS.

FLOOR COVERING SPECIAL INSTRUCTIONS AND NOTES

- TRANSITION STRIPS BETWEEN DISSIMILAR MATERIALS SHALL BE JOHNSONITE REDUCER, SIZED AS NEEDED. SUBMIT SELECTOR TO DESIGNER.
- LAY OUT ALL TILE WORK SO AS TO MINIMIZE CUTS LESS THAN ONE-HALF OF THE SIZE.

WALL FINISH SPECIAL INSTRUCTIONS AND NOTES

- REFER TO INTERIOR ELEVATIONS FOR SPECIAL PATTERNS.
- AREAS DESIGNATED AS EPXY SHALL USE THE SAME COLOR CODE AS NOTED IN THE FINISH LEGEND BUT WILL BE NOTED AS EPXY ON THE ROOM FINISH SCHEDULE (RF'S).

CEILING FINISH SPECIAL INSTRUCTIONS AND NOTES

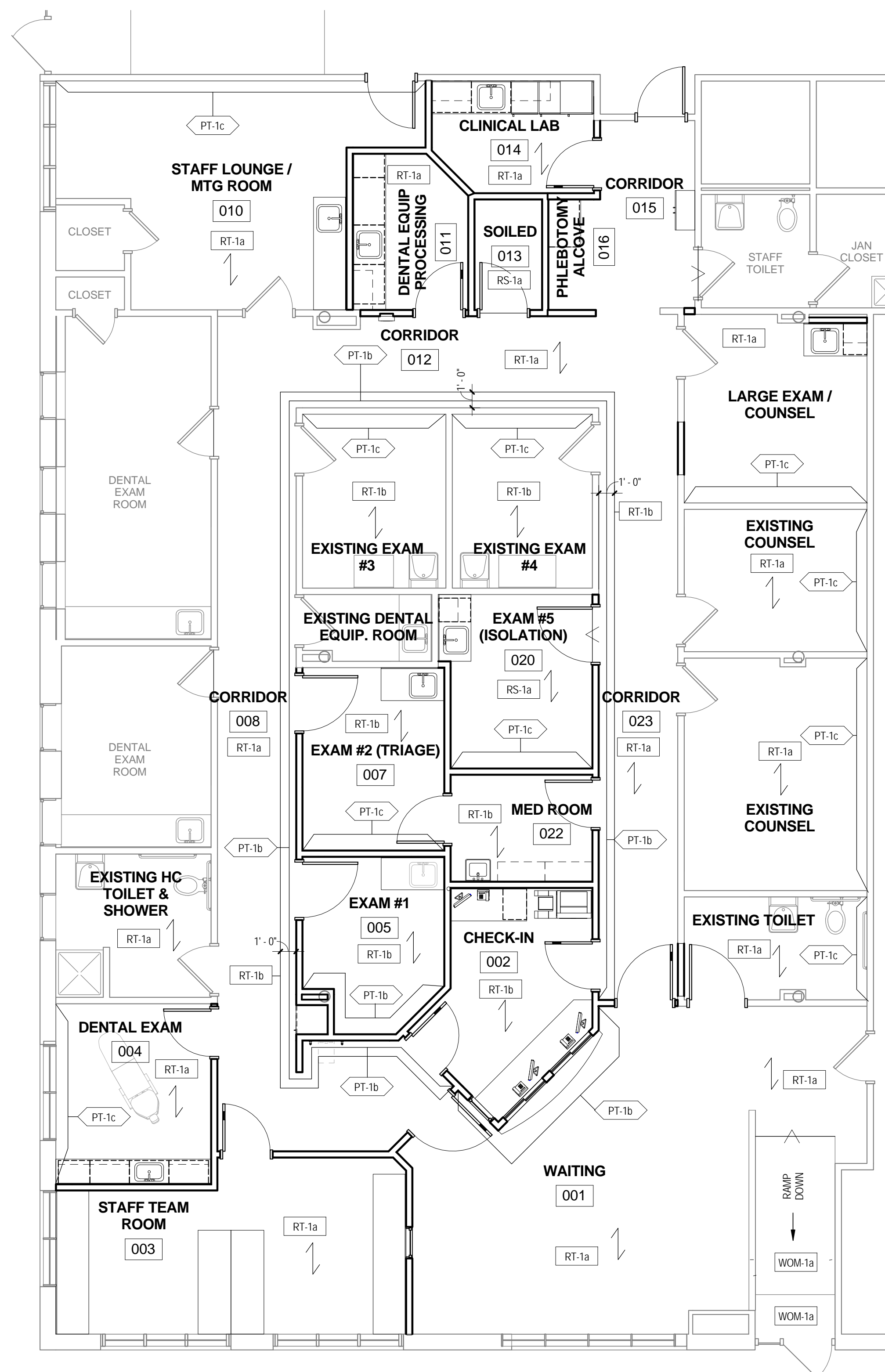
- CEILINGS DESIGNATED AS ACT-1 SHALL BE: CERTAINTED SYMPHONY M 1222BB-10F-1 24" X 24" REVEAL BEVELED EDGE. CEILINGS DESIGNATED AS ACT-2 SHALL BE: CERTAINTED PERFORMA VINYL-SHIELD A 1102-CRF-1 24" X 24" TRIM EDGE. REFER TO SPECIFICATIONS FOR GRID TYPES AND ADDITIONAL INFORMATION.
- INTERIOR SOFFITS DESIGNATED AS PTD SHALL BE PAINTED TO MATCH ADJACENT CEILING, UNLESS OTHERWISE NOTED.
- INTERIOR FASCIAS DESIGNATED AS PTD SHALL BE: PAINTED TO MATCH ADJACENT ACT SYSTEM.
- LAY OUT ALL TILE WORK SO AS TO MINIMIZE CUTS LESS THAN ONE-HALF OF THE SIZE OR 6", WHICHEVER IS GREATER.

MISCELLANEOUS FINISH NOTES


- INTERIOR DOOR FRAMES DESIGNATED AS PTD SHALL BE: PAINTED TO MATCH ADJACENT WALL.
- INTERIOR DOORS DESIGNATED AS WD SHALL BE FINISHED TO MATCH: ARCHITECT'S SAMPLE.
- HVAC REGISTERS AND GRILLS, ELECTRICAL PANELS, ACCESS PANELS, ELECTRICAL OUTLET STRIPS AND FIRE EXTINGUISHER CABINETS SHALL BE FIELD PAINTED TO MATCH ADJACENT WALL OR ACT.

ROOM FINISH SCHEDULE							
Number	Name	Floor Finish	Base Finish	Wall Finish	Casework Group	Ceiling Finish	REMARKS

Level 1							
Number	Name	Floor Finish	Base Finish	Wall Finish	Casework Group	Ceiling Finish	REMARKS
001	WAITING	RT	WB-1a, 1b	PT	1	ACT	
002	CHECK-IN	RT	WB-1a	PT	1	ACT	
003	STAFF TEAM ROOM	RT	WB-1a	PT	2	ACT	
004	DENTAL EXAM	RT	WB-1a	PT	2	ACT	
005	EXAM #1	RT	WB-1a	PT	3	ACT	
006	EXISTING HC TOILET & SHOWER	RT	WB-1a	EPXY		ACT	
007	EXAM #2 (TRIAGE)	RT	WB-1a	PT	2	ACT	
008	CORRIDOR	RT	WB-1a, 1b	PT		ACT	
008A	EXISTING DENTAL EQUIP. ROOM	RT	WB-1a	PT		ACT	
009	EXISTING EXAM #3	RT	WB-1a	PT		ACT	
010	STAFF LOUNGE / MTG ROOM	RT	WB-1a	PT		ACT	EXISTING CASEWORK TO BE RELOCATED.
011	DENTAL EQUIP PROCESSING	RT	WB-1a	PT	2	ACT	
012	CORRIDOR	RT	WB-1a, 1b	PT		ACT	
013	SOILED	RS	IB	EPXY		ACT	
014	CLINICAL LAB	RT	WB-1a	PT	2	ACT	
015	CORRIDOR	RT	WB-1a	PT	2	ACT	
016	PHLEBOTOMY ALCOVE	RT	WB-1a	PT	2	ACT	
017	LARGE EXAM / COUNSEL	RT	WB-1a	PT	2	ACT	
018	EXISTING EXAM #4	RT	WB-1a	PT		ACT	
019	EXISTING COUNSEL	RT	WB-1a	PT		ACT	
020	EXAM #5 (ISOLATION)	RS	IB	EPXY	2	ACT	
021	EXISTING COUNSEL	RT	WB-1a	PT		ACT	
022	MED ROOM	RT	WB-1a	PT	2	ACT	
023	CORRIDOR	RT	WB-1a, 1b	PT		ACT	
024	EXISTING TOILET	RT	WB-1a	EPXY		ACT	



1 FIRST FLOOR PLAN - INTERIOR FINISH DISTRIBUTION
3/16" = 1'-0"



REV DESCRIPTION DATE

REV	DESCRIPTION	DATE

ISSUED FOR CONSTRUCTION 07-26-2017



SEAL:

PROJECT NUMBER: 2017008

DATE: 07/26/2017

SHEET TITLE AND NUMBER:

ID-100

FINISH SCHEDULE, LEGEND AND DISTRIBUTIONS