DOOR SCHEDULE

DOOR #	ROOM NAME	DOOR TYPE	DOOR MATERIAL	SIZE WIDTH	SIZE HEIGHT	GLAZING TYPE	FRAME TYPE	FRAME MATERIAL	FRAME DETAILS HEAD	FRAME DETAILS JAMB	FRAME DETAILS SILL	HARDWARE GROUP	FIRE RATING	COMMENTS
Level 1														
001A	WAITING	NL	WD	3' - 6"	7' - 0"		1	HM				7		
001B	WAITING	NL	WD	3' - 6"	7' - 0"		1	HM				7		
002A	CHECK-IN	NL	WD	3' - 0"	7' - 0"		1	HM				1		
002B	CHECK-IN	NL	WD	3' - 0"	7' - 0"		1	HM				1		
003	STAFF TEAM ROOM	NL	WD	3' - 0"	7' - 0"		1	HM				1		SOUND GASKETING
004	DENTAL EXAM	F	WD	3' - 0"	7' - 0"		1	HM				1		SOUND GASKETING
005	EXAM #1	F	WD	3' - 6"	7' - 0"		1	HM				1		SOUND GASKETING
007	EXAM #2 (TRIAGE)	F	WD	3' - 6"	7' - 0"		1	HM				1		SOUND GASKETING
010	STAFF LOUNGE / MTG ROOM	F	WD	3' - 0"	7' - 0"		1	HM				7		
011	DENTAL EQUIP PROCESSING	NL	WD	3' - 0"	7' - 0"		1	HM				3A		
013	SOILED	F	WD	3' - 0"	7' - 0"		1	HM				3	C LABEL	
014	CLINICAL LAB	NL	WD	3' - 0"	7' - 0"		1	HM				3A		
015	CORRIDOR	F	WD	3' - 0"	7' - 0"		1	HM				6		
020	EXAM #5 (ISOLATION)	F	WD	3' - 6"	7' - 0"		1	HM				1		SOUND GASKETING
022A	MED ROOM	F	WD	3' - 0"	7' - 0"		1	HM				3		
022B	MED ROOM	F	WD	3' - 0"	7' - 0"		1	HM				3		SOUND GASKETING
024	EXISTING TOILET	F	WD	3' - 6"	7' - 0"		1	HM				2		UNDERCUT DOOR 2"

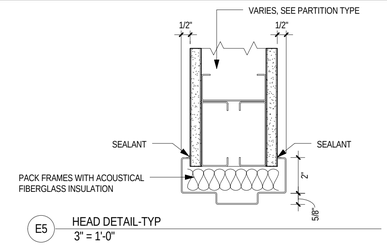

E5 HEAD DETAIL-TYP
3" = 1'-0"

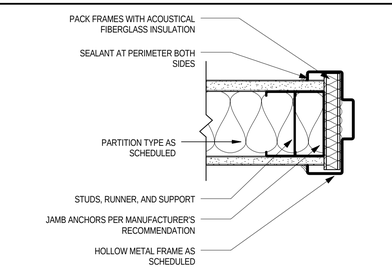

D5 JAMB DETAIL-DOUBLE RABBET FRAME
3" = 1'-0"

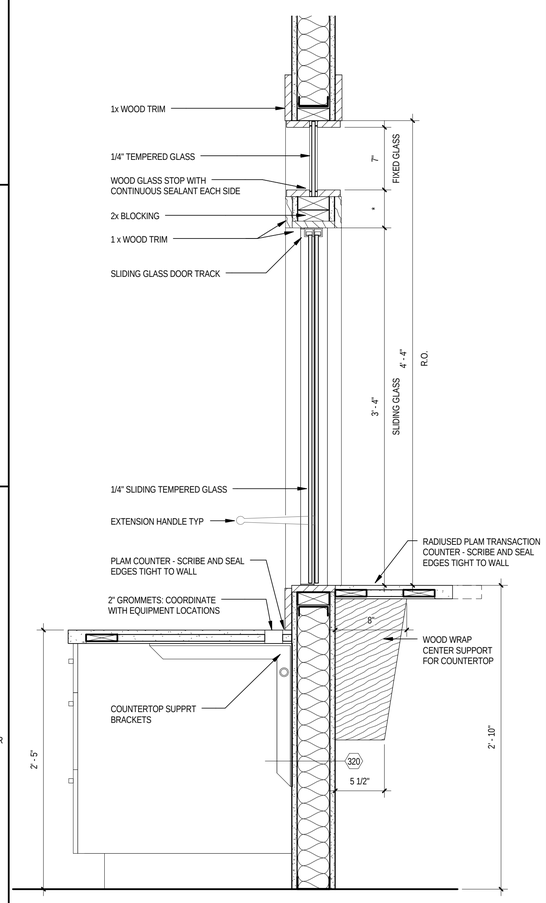

C7 CHECK IN COUNTER
1 1/2" = 1'-0"

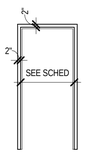

1 TYPICAL FRAME

D1 FRAME TYPES
1/4" = 1'-0"

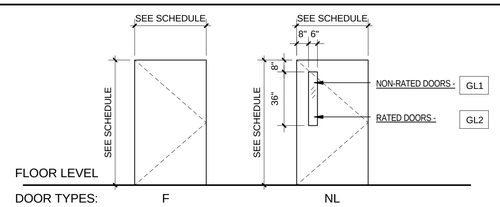

D2 DOOR TYPES
1/4" = 1'-0"

GENERAL NOTES

1. ALL DOORS MUST OPEN TO A FULL 90° (OR MORE WHERE INDICATED).
2. MAINTAIN A 4" MINIMUM CLEARANCE (UNLESS OTHERWISE SHOWN IN PLAN) BETWEEN DOOR JAMB AND ADJACENT PARTITION.
3. MAINTAIN CONTINUITY OF SMOKE AND RATED PARTITIONS AT FRAMES.
4. CONTRACTOR TO COORDINATE DOOR VISION PANEL CUT-OUT W/ HARDWARE CUTOUTS.
5. REFER TO SPECIFICATIONS FOR HARDWARE SET TYPES.
6. ALL RATED DOORS AND SMOKE DOORS SHALL BE POSITIVE LATCHING.
7. MANUFACTURER'S INSTALLATION INSTRUCTIONS SHALL BE AVAILABLE ON THE JOB SITE FOR ALL RATED DOOR ASSEMBLIES.
8. HAND ACTIVATED DOOR OPENING HARDWARE SHALL BE CENTERED BETWEEN 30 INCHES AND 44 INCHES ABOVE THE FLOOR.

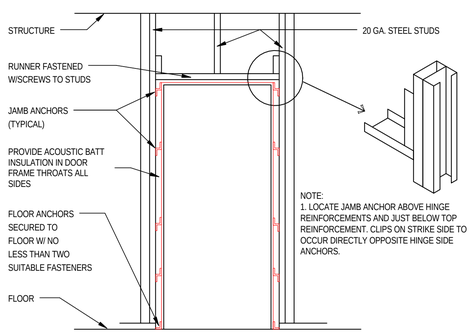

C1 TYPICAL DOOR FRAMING
1/2" = 1'-0"

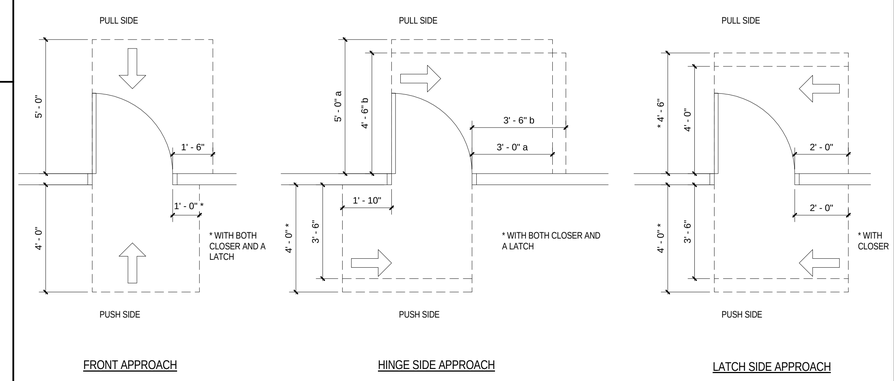

NOTES:
1. INFORMATION TAKEN FROM 2010 ADA STANDARDS FOR ACCESSIBLE DESIGN, CHAPTER 4, SECTION 404.
2. ALL DIMENSIONS PROVIDED ARE MINUMUM DIMENSIONS.

C3 z_Door Swing Clearances
3/8" = 1'-0"

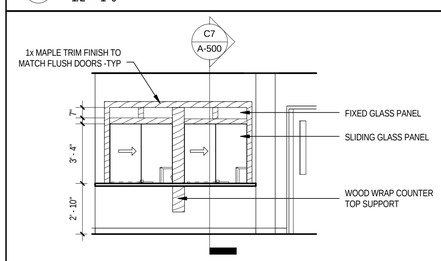

B1 CHECK-IN PATIENT SIDE
1/4" = 1'-0"

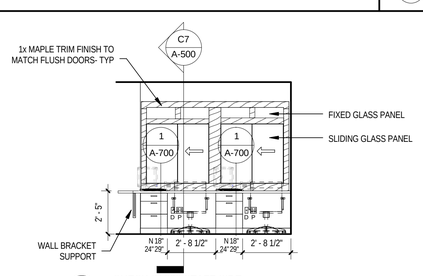

B2 CHECK-IN 002 STAFF SIDE
1/4" = 1'-0"

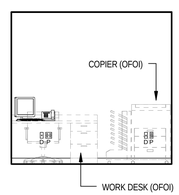

B4 CHECK-IN 002 WORK
1/4" = 1'-0"

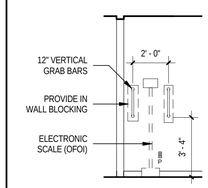

B5 SCALE ALCOVE
1/4" = 1'-0"

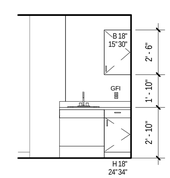

B6 LARGE EXAM / COUNSEL
1/4" = 1'-0"

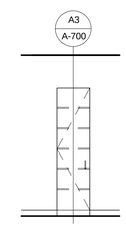

B7 STORAGE CABINET
1/4" = 1'-0"

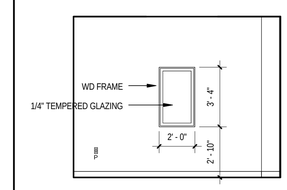

B8 WAITING BORROWED LITE TYPE BL1
1/4" = 1'-0"

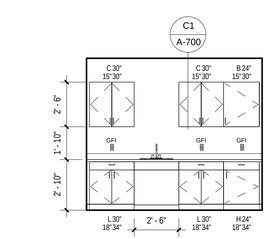

A1 DENTAL EXAM CASEWORK
1/4" = 1'-0"

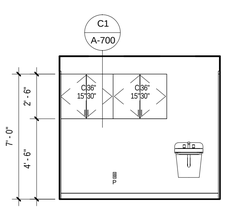

A2 MED ROOM 022
1/4" = 1'-0"

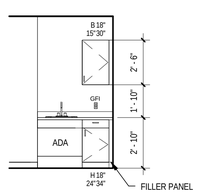

A3 EXAM ROOM #5 (ISOLATION)
1/4" = 1'-0"

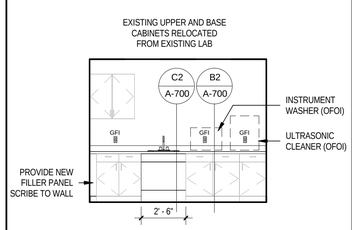

A4 DENTAL EQUIP PROCESSING
1/4" = 1'-0"

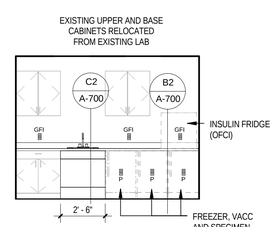

A5 CLINICAL LAB CASEWORK
1/4" = 1'-0"

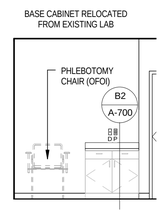

A6 PHLEBOTOMY ALCOVE
1/4" = 1'-0"

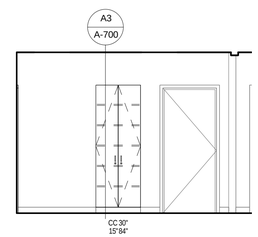

A7 CORRIDOR 015 CASEWORK
1/4" = 1'-0"

MorrisSwitzer ENVIRONMENTS FOR HEALTH ARCHITECTURE
e4h
183 Middle Street, Portland, ME 04101
888.781.8441 207.773.8941
BOSTON | DALLAS | NEW YORK | BURLINGTON | PORTLAND
e4harchitecture.com

©2017 Environments For Health

Project North

Greater Portland Health
63 Preble Street Renovation
Portland, Maine

REV	DESCRIPTION	DATE
	ISSUED FOR CONSTRUCTION	07-26-2017

LICENSED ARCHITECT CHARLES J. RIZZA JR. STATE OF MAINE

SEAL:

PROJECT NUMBER: 2017008

DATE: 07/26/2017

SHEET TITLE AND NUMBER:

A-500

INTERIOR ELEVATIONS AND DETAILS