ARCHITECTURAL ABBREVIATIONS

A/C	AIR CONDITIONING
AB	ANCHOR BOLT
ACC	ACCESS
ACT	ACOUSTICAL CEILING TILE
AD	AREA DRAIN
ADHES	ADHESIVE
ADJ	ADJUSTABLE
AFF	ABOVE FINISHED FLOOR
AGGR	AGGREGATE
AHU	AIR HANDLING UNIT
ALT	ALTERNATE
ALUM	ALUMINUM
ANOD	ANODIZED
ARCH	ARCHITECTURAL
ASB	ASBESTOS
ASPH	ASPHALT
AUTO	AUTOMATIC
BD	BOARD
BITUM	BITUMINOUS
BLDG	BUILDING
BLK	BLOCK
BLKG	BLOCKING
BM	BENCH MARK
BOT	BOTTOM
BR	BUMPER RAIL
BRG	BEARING
BRK	BRICK
BRZ	BRONZE
BSMT	BASEMENT
BTU	BRITISH THERMAL UNIT
BUR	BUILT-UP ROOFING
BV	BEVELED
CAB	CABINET
CB	CATCH BASIN
CCT	CUBICAL CURTAIN TRACK
CCU	CORONARY CARE UNIT
CEM	CEMENT
CFCI	CONTRACTOR FURNISHED CONTRACTOR INSTALLED
CFOI	CONTRACTOR FURNISHED OWNER INSTALLED
CG	CORNER GUARD
CHR	CHAIR RAIL
CI	CAST IRON
CIR	CIRCLE
CJ	CONSTRUCTION JOINT CENTER LINE
CLG	CEILING
CLKG	CAULKING
CLO	CLOSET
CLOS	CLOSURE
CLR	CLEAR
CMU	CONCRETE MASONRY UNIT
CO	CLEAN OUT
COL	COLUMN
COMP	COMPOSITE FLOORING
CONC	CONCRETE
CONF	CONFERENCE
CONN	CONNECT (ION)
CONT	CONTINUOUS
CONTR	CONTRACTOR
CORR	CORRIDOR
CPT	CARPET
CR	CHAIR RAIL
CR	CRASH RAIL
CS	CENTRAL STERILE
CSI	CONSTRUCTION SPECIFICATION INSTITUTE
CSMT	CASEMENT
CT	CERAMIC TILE
CW	COLD WATER
CWT	CERAMIC WALL TILE
D/A	DOUBLE ACTING
DBL	DOUBLE
DEG	DEGREE
DEMO	DEMOLITION
DEMOUNT	DEMOUNTABLE
DEP	DEPRESSED
DET	DETAIL
DF	DRINKING FOUNTAIN
DG	DECORATIVE GLASS
DH	DOUBLE HUNG
DIA	DIAMETER
DIAG	DIAGONAL
DIM	DIMENSION
DIV	DIVISION
DN	DOWN
DR	DOOR
DW	DISHWASHER
DWG	DRAWING
DWR	DRAWER
E	EAST
EA	EACH
ED	EMERGENCY DEPARTMENT
EF	EXHAUST FAN
EIFS	EXTERIOR INSULATING FINISH SYSTEM
EJ	EXPANSION JOINT
EL	ELEVATION
ELEC	ELECTRIC (AL)
ELEV	ELEVATOR
EMERG	EMERGENCY
ENCL	ENCLOSURE
EO	EMERGENCY ELECTRICAL OUTLET
EPS	EPOXY PAINT SYSTEM
EXPS	EXTERIOR PAINT SYSTEM
EQ	EQUAL
EQUIP	EQUIPMENT
ETR	EXISTING TO REMAIN
EWC	ELECTRIC WATER COOLER
EXCAV	EXCAVATE
EXH	EXHAUST
EXIST	EXISTING
EXP	EXPANSION
EXT	EXTERIOR
FA	FIRE ALARM
FAB	FABRICATED
FD	FLOOR DRAIN
FE	FIRE EXTINGUISHER
FEC	FIRE EXTINGUISHER CABINET
FF EL	FINISH FLOOR ELEVATION
FHEC	FIRE HOSE & EXTINGUISHER CABINET
FHC	FIRE HOSE CABINET
FIN	FINISH (ED)
FLR	FLOOR
FLUOR	FLUORESCENT
FM	FACTORY MUTUAL
FOC	FACE OF CONCRETE
FOF	FACE OF FINISH
FOS	FACE OF STUD
FPRF	FIREPROOF
FRPL	FIREPLACE
FRT	FIRE RETARDANT TREATED
FT (')	FOOT / FEET
FTB	FABRIC TACK BOARD
FTG	FOOTING
FURN	FURNISH, FURNITURE
FURR	FURRED, FURRING
FUT	FUTURE
GA	GAUGE
GALV	GALVANIZED
GC	GENERAL CONTRACTOR
GL	GLASS, GLAZING
GMT	GLASS MOSAIC TILE
GRD	GRADE
GYP	GYPSUM BOARD, GYPSUM
GWB	GYPSUM WALLBOARD
HB	HOSE BIBB
H/C	HANDICAPPED
HCWD	HOLLOW CORE WOOD
HD	HEAVY DUTY
HDNR	HARDENER
HDR	HEADER
HDWD	HARDWOOD
HDWR	HARDWARE
HM	HOLLOW METAL
HORIZ	HORIZONTAL
HP	HIGH POINT
HR	HAND RAIL
HT	HEIGHT
HTG	HEATING
HVAC	HEATING, VENTILATING AND AIR CONDITIONING
HW	HOT WATER
ICU	INTENSIVE CARE UNIT
ID	INSIDE DIAMETER
IN (")	INCHES
INCL	INCLUDING
INFO	INFORMATION
INSUL	INSULATE, INSULATION
INT	INTERIOR
INV	INVERT
IPS	INTERIOR PAINT SYSTEM
IVT	INTRAVENOUS (IV) TRACK
JAN	JANITOR
JST	JOIST
JT	JOINT
KIT	KITCHEN
KO	KNOCKOUT
KPL	KICK PLATE
KR	KICK RAIL
L	LENGTH
LAB	LABORATORY
LAM	LAMINATE (D)
LAV	LAVATORY
LBL	LABEL
LF	LINEAR FOOT (FEET)
LH	LEFT HAND
LHR	LEFT HAND REVERSE
LL	LIVE LOAD
LP	LOW POINT
MATL	MATERIAL
MAX	MAXIMUM
MBR	MEMBER
MECH	MECHANICAL
MEMB	MEMBRANE
MFR	MANUFACTURER
MH	MAN HOLE
MIN	MINIMUM
MISC	MISCELLANEOUS
MO	MASONRY OPENING
MOD	MODULAR
MON	MONITOR
MR	MOISTURE RESISTANT
MTD	MOUNTED
MTL	METAL
MULL	MULLION
N	NORTH
N/A	NOT APPLICABLE
NIC	NOT IN CONTRACT
NO, #	NUMBER
NOM	NOMINAL
NRC	NOISE REDUCTION COEFFICIENT
NTS	NOT TO SCALE
OA	OVERALL
OBS	OBSCURE
OC	ON CENTER
OD	OUTSIDE DIAMETER
OFCI	OWNER FURNISHED CONTRACTOR INSTALLED
OFF	OFFICE
OFOI	OWNER FURNISHED OWNER INSTALLED
OH	OVERHEAD
OPQ	OPAQUE
OPNG	OPENING
OPP	OPPOSITE
PACU	POST ANESTHESIA CARE UNIT
PAR	PARALLEL
PARTN	PARTITION
PBD	PARTICLE BOARD
PC	PERSONAL COMPUTER
PCT	PORCELAIN TILE
PERF	PERFORATED
PERIM	PERIMETER
PLATE	PLATE
PLAM	PLASTIC LAMINATE
PLAS	PLASTER
PLYWD	PLYWOOD
P+M	PATCH + MATCH
PNL	PANEL
POLY	POLYETHYLENE
PR	PAIR
PREFAB	PREFABRICATED
PRT	PRESSURE TREATED
PSF	POUNDS PER SQUARE FOOT
PSI	POUNDS PER SQUARE INCH
PT	PAINT
PTSTA	PNEUMATIC TUBE STATION
PVC	POLYVINYL CHLORIDE
PWC	PROTECTIVE WALL COVERING
QT	QUARRY TILE
QTY	QUANTITY
R	RISER
RA	RETURN AIR
RAD	RADIUS
RB	RUBBER BASE
RD	ROOF DRAIN
REF	REFRIGERATOR
REINF	REINFORCED
REQD	REQUIRED
REV	REVISION
RH	RIGHT HAND
RHR	RIGHT HAND REVERSE
RM	ROOM
RO	ROUGH OPENING
ROW	RIGHT OF WAY
RP	RESIN PANEL
RR	RUB RAIL
RUB	RUBBER
RUBT	RUBBER TILE
RWC	RAINWATER CONDUCTOR
RWP	RESILIENT WOOD PLANK
S	SOUTH
SCHED	SCHEDULE
SCWD	SOLID CORE WOOD
SECT	SECTION
SEG	SEGMENT
SF	SQUARE FOOT
SHR	SHOWER
SHT	SHEET
SHTG	SHEATHING
SIM	SIMILAR
SPEC	SPECIFICATION
SPKR	SPEAKER
SQ	SQUARE
SS	SERVICE SINK
SSM	SOLID SURFACE MATERIAL
SSS	SURGICAL SCRUB SINK
SST	STAINLESS STEEL
ST	STONE
STA	STATION
STD	STANDARD
STC	SOUND TRANSMISSION CLASS
STL	STEEL
STOR	STORAGE
STRUCT	STRUCTURAL, STRUCTURE
SURG	SURGERY
SUSP	SUSPENDED
SV	SHEET VINYL
SRV	SLIP RESISTANT VINYL
SYM	SYMETRICAL
T	TREAD (S)
T&B	TOP AND BOTTOM
T&G	TONGUE AND GROOVE
TEL	TELEPHONE
TELEM	TELEMETRY
TEMP	TEMPORARY
TERR	TERRAZZO
THK	THICK (NESS)
THRES	THRESHOLD
TLT	TOILET
TOC	TOP OF CONCRETE
TOF	TOP OF FOOTING
TOS	TOP OF STEEL
TOW	TOP OF WALL
TRANSF	TRANSFORMER
TV	TELEVISION
TYP	TYPICAL
UL	UDERWRITERS LABORATORY
UNEXCAV	UNEXCAVATED
UNFIN	UNFINISHED
UON	UNLESS OTHERWISE NOTED
UR	URINAL
VAR	VARNISH
VAT	VINYL ASBESTOS TILE
VB	VINYL BASE
VCB	VINYL COVE BASE
VCT	VINYL COMPOSITION TILE
VERT	VERTICAL
VEST	VESTIBULE
VIF	VERIFY IN FIELD
VWC	VINYL WALL COVERING
W	WEST
W/	WITH
W/O	WITHOUT
WC	WATER CLOSET
WD	WOOD
WDW	WINDOW
WF	WIDE FLANGE
WI	WROUGHT IRON
WOM	WALK OFF MAT
WT	WEIGHT
WWF	WELDED WIRE FABRIC
WWM	WELDED WIRE MESH
YD	YARD

MATERIAL LEGEND

- TOPSOIL
- ROOF BALLAST
- CRUSHED GRAVEL
- CONCRETE
- CONCRETE BLOCK
- BRICK
- PLASTER/MORTAR, PRECAST CONC, CONC OR EIFS IN ELEVATION
- STUCCO/MORTAR
- STEEL
- ALUMINUM
- SHEET METAL IN ELEVATION
- MARBLE
- ACOUSTICAL TILE
- WOOD BLOCKING OR CONTINUOUS NAILER
- WOOD SHIM
- HARDWOOD TRIM
- PLYWOOD
- BATT INSULATION
- RIGID INSULATION
- WATERPROOF MEMBRANE
- GLASS (LARGE SCALE)
- GYPSUM BOARD
- CERAMIC TILE

CASEWORK LEGEND

CODE SYSTEM

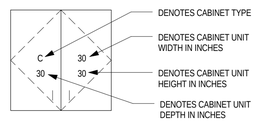

WALL CABINETS

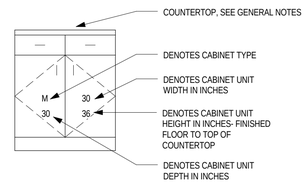

BASE CABINETS

WALL CABINETS

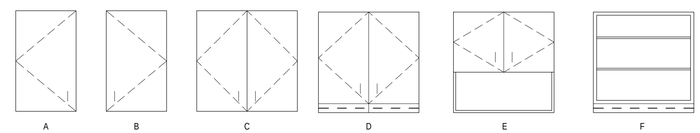

BASE CABINETS

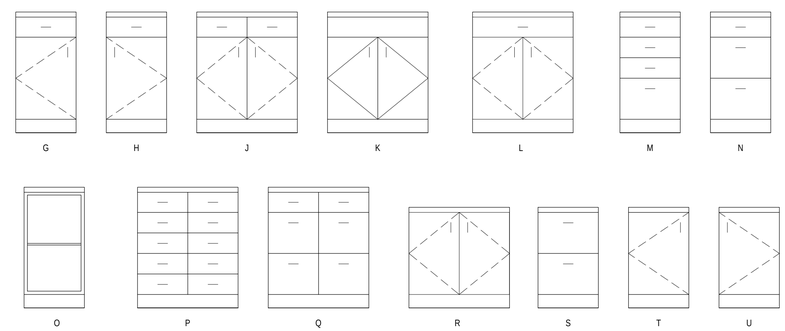

GENERAL NOTES:

1. PENCIL DRAWERS WHERE SHOWN SHALL BE 3" IN HEIGHT AND A MAXIMUM WIDTH OF 24". ALL PENCIL DRAWERS TO BE REMOVABLE.

2. CABINET UNIT DEPTHS TO BE AS FOLLOWS, UON ON DETAILS: (EXCLUDING DOORS)
WALL CABINETS: 1'-0" , BASE CABINETS: 2'-0" , TALL STORAGE CABINETS: 2'-0"

3. TYPICAL TOE SPACE AT FLOOR MOUNTED CABINETS: DEPTH: 3" HEIGHT: 4"

4. END PANELS AT KNEE SPACES, END RUNS OR UNDER-COUNTER EQUIPMENT TO BE 3"W. CONSTRUCTED OF 2X2 W/ 3/4 PLASTIC LAMINATE EACH SIDE.

5. CABINETS TO BE PROVIDED WITH ADJUSTABLE SHELVES AS FOLLOWS, UON:
BASE CABINETS: 1 SHELF , TALL STORAGE: 5 SHELVES , SINK BASE: NO SHELVES
WALL CABINETS: 2 SHELVES (24"-36" H) , WALL CABINETS: 1 SHELF (LESS THAN 24" H)

6. TYPICAL COUNTERTOP TO BE PLASTIC LAMINATE FINISH, UON. DEPTH TO BE 25" WITH A 4" HIGH BACKSPLASH, UON. PROVIDE A BACKSPLASH AT ENDS OF COUNTERTOP WHERE ADJACENT TO A WALL OR PARTIAL BACKSPLASH AT PARTIAL WALL WHERE APPLICABLE.

7. ALL DRAWERS IN BASE CABINETS TO BE 6" IN HEIGHT UNLESS OTHERWISE NOTED.

8. AT KNEE SPACES, THE COUNTERTOP SHALL BE PROVIDED WITH A PLASTIC LAMINATE APRON WHEREVER PENCIL DRAWERS DO NOT OCCUR. HEIGHT OF APRON TO COORDINATE WITH PENCIL DRAWER HEIGHT OR DRAWER IN ADJACENT CABINET AS SHOWN ON MILLWORK ELEVATION. ALL APRONS TO BE REMOVABLE.

9. TOP OF WALL CABINETS TO BE MOUNTED AT +7'-2" AFF UNLESS OTHERWISE SHOWN. TALL STORAGE UNITS TO BE 7'-2" TALL UNLESS OTHERWISE NOTED.

10. WALL CABINET BULKHEADS TO BE OF GWB/STUD CONSTRUCTION UNLESS OTHERWISE NOTED.

11. CUSTOM MILLWORK TO BE AS DIMENSIONED AND INDICATED ON SPECIFIC ELEVATIONS.

12. PROVIDE A WALL STOP WHEREVER A TALL STORAGE UNIT DOOR PULL IMPACTS AN ADJACENT GWB FINISH WHEN OPENED.

TALL STORAGE UNITS

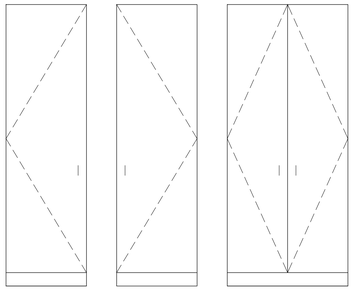

TOILET ACCESSORIES

	No.	DESCRIPTION	MOUNTING HEIGHT ABOVE FINISH FLOOR UON ON ELEVATIONS
GRAB BARS	T-1	GRAB BAR - 36"	2'-9" TO ℄
	T-2	GRAB BAR - 42"	2'-9" TO ℄
DISPENSERS	T-8	SURFACE MOUNTED SOAP DISPENSER, OFOI	AS DIRECTED BY OWNER
	T-9	SURFACE MOUNTED PAPER TOWEL DISPENSER, OFOI	AS DIRECTED BY OWNER
	T-10	SURFACE MOUNTED HAND SANITIZER, OFOI	AS DIRECTED BY OWNER
	T-11	SURFACE MOUNTED TOILET PAPER DISPENSER, OFOI	AS DIRECTED BY OWNER
	T-12	SURFACE MOUNTED SANITARY NAPKIN DISPOSA, OFOI	AS DIRECTED BY OWNER
	T-13	TOILET SEAT COVER DISPENSER	AS DIRECTED BY OWNER
MIRRORS	T-25	UNFRAMED MIRROR	AS DIRECTED BY OWNER
	T-26	FRAMED MIRROR	AS DIRECTED BY OWNER
	T-27	TILT MIRROR - 18" WIDE x 36" HIGH	AS DIRECTED BY OWNER
TOWEL BARS	T-30	SINGLE ROBE HOOK	HANDICAP 4'-6" & STANDARD 5'-0"
	T-31	TOWEL BAR	3'-6" TO ℄
	T-32	TOWEL RING	3'-6" TOP OF MOUNTING

	No.	DESCRIPTION	MOUNTING HEIGHT ABOVE FINISH FLOOR UON ON ELEVATIONS
SHOWER ACCESSORIES	T-33	HEAVY-DUTY SHOWER CURTAIN ROD - LENGTH AS REQ'D	COORDINATE w/CURTAIN
	T-34	FOLDING SHOWER SEAT, RIGHT HAND	1'-6" ABOVE SHOWER FLOOR TO SEAT
	T-35	FOLDING SHOWER SEAT, LEFT HAND	1'-6" ABOVE SHOWER FLOOR TO SEAT
	T-36	SOLID POLYMER RECESSED SOAP DISH	-
MISC	T-43	STAINLESS STEEL SHELF	3'-3" TO ℄
	T-44	RECESSED MEDICINE CABINET	3'-2" TO BOTTOM
	T-45	UTILITY SHELF w/ MOP / BROOM HOLDERS - 30" LENGTH	5'-0" TO TOP OF UNIT
	T-46	DIAPER CHANGING STATION	2'-10" TO SURFACE, WHEN OPEN

NOTES:

ACCESSORIES AND LISTS ARE E4H ARCHITECTURE OFFICE STANDARDS AND ARE ALL INCLUSIVE. REFER TO PROJECT PLANS AND INTERIOR ELEVATIONS FOR THOSE ACCESSORIES WHICH ARE REQUIRED.

MorrisSwitzer ENVIRONMENTS FOR HEALTH ARCHITECTURE
e4h
183 Middle Street, Portland, ME 04101
888.781.8441 207.773.8841
BOSTON | DALLAS | NEW YORK | BURLINGTON | PORTLAND
e4harchitecture.com

©2017 Environments For Health

Project North

Greater Portland Health
63 Preble Street Renovation
Portland, Maine

REV	DESCRIPTION	DATE
	ISSUED FOR CONSTRUCTION	07-26-2017

LICENSED ARCHITECT CHARLES J. RIZZA, JR. No. 4N1224 STATE OF MAINE

SEAL:

PROJECT NUMBER: 2017008

DATE: 07/26/2017

SHEET TITLE AND NUMBER:

AG000

ARCH STANDARDS