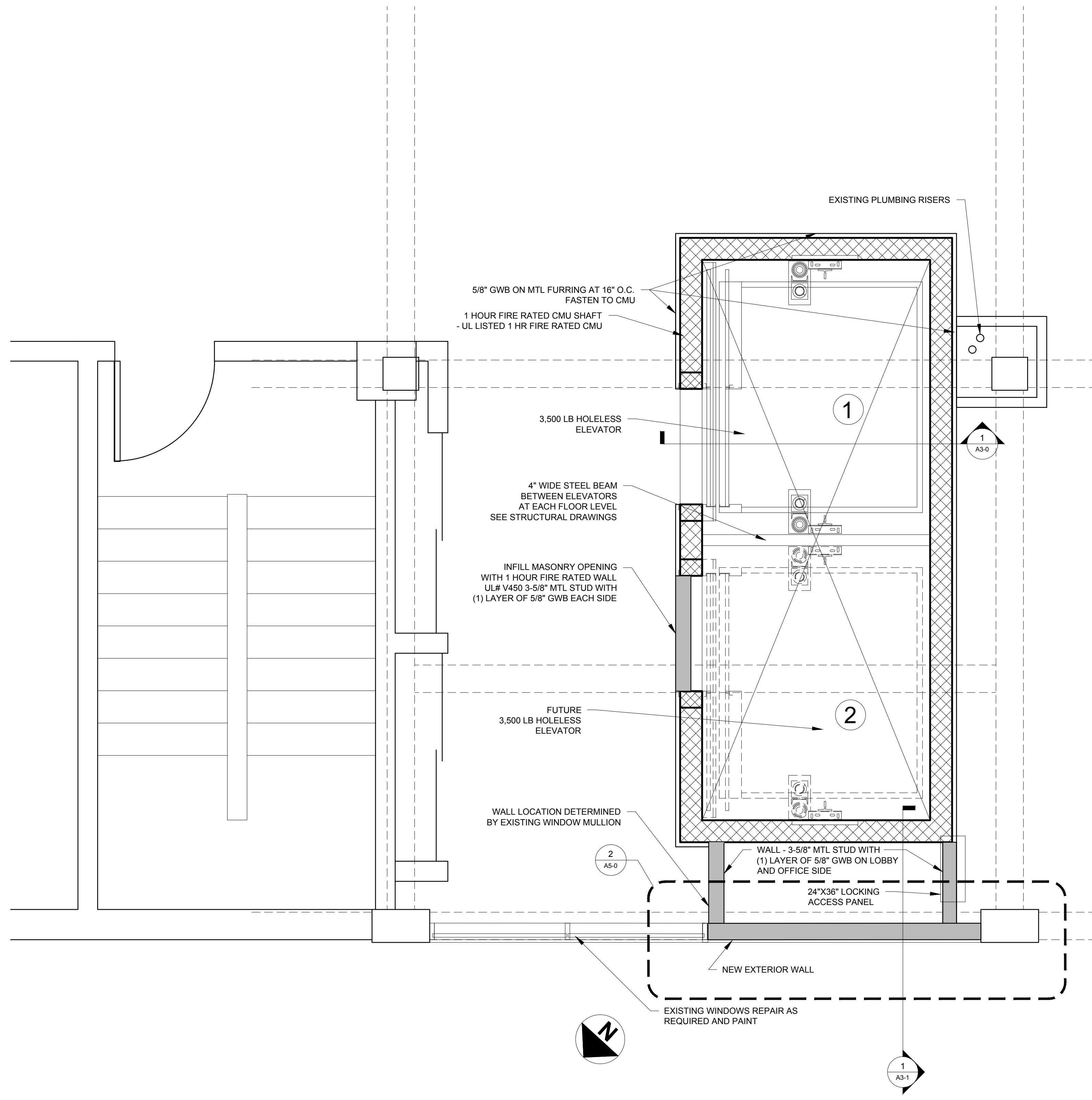


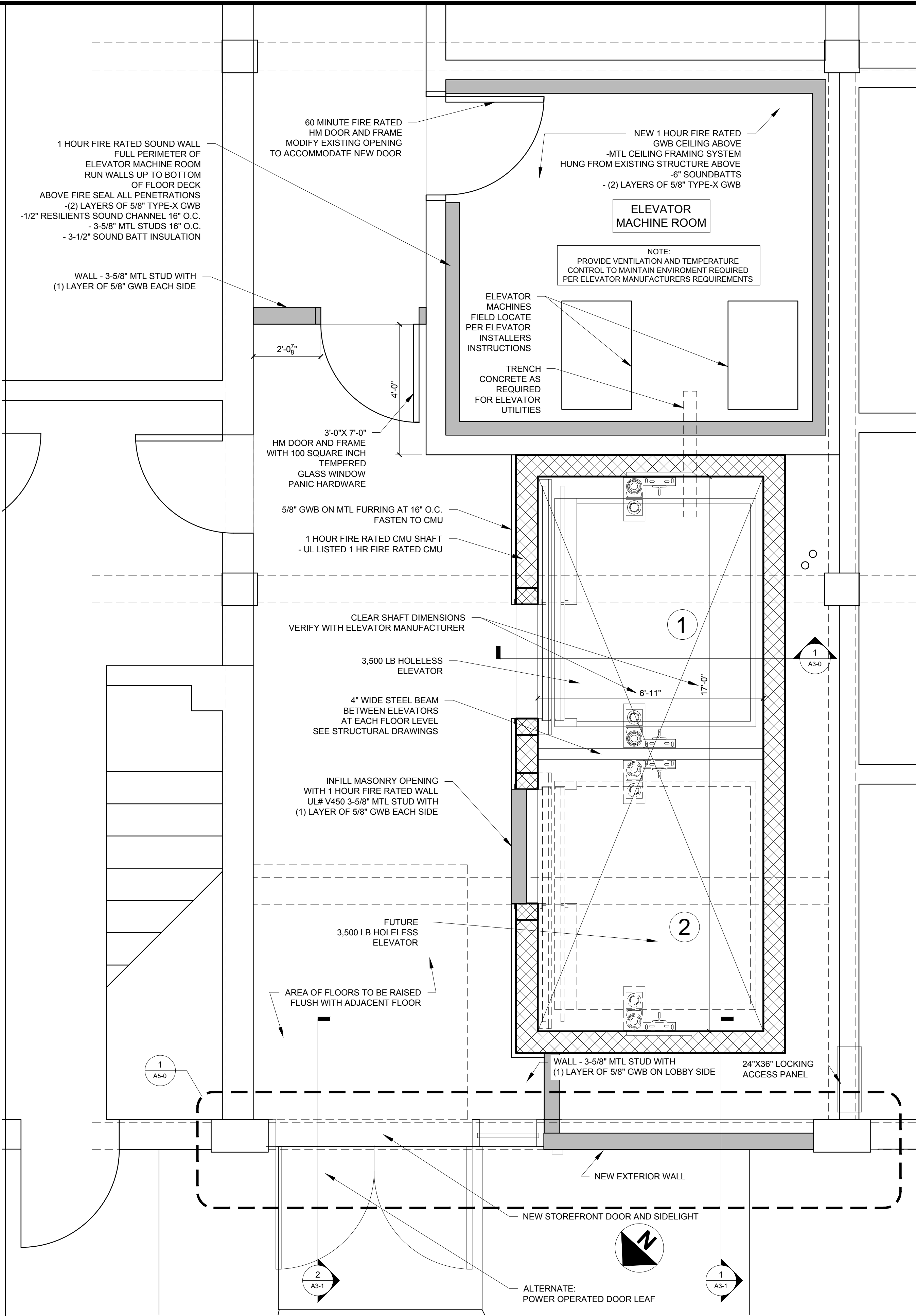
WALL LEGEND	
	EXISTING WALL
	NEW WALL
	CMU WALL

**NOTE:**  
ELEVATOR SHAFT LOCATION MAY SHIFT BASED ON EXISTING FOUNDATION CONDITIONS FOUND BY G.C. AFTER EXPLORATORY SLAB REMOVAL FOR ELEVATOR PIT. THE PREFERRED SHIFT OF THE SHAFT WILL BE TO THE WEST TOWARD THE OUTSIDE WALL AND EXISTING COLUMN LINE. IF A SHIFT IS DEEMED POSSIBLE G.C. TO NOTIFY THE ARCHITECT IN WRITING PRIOR TO ADJUSTMENTS BEING MADE


**ELEVATOR CAB FINISHES**  
FLOORING: CERAMIC TILE AND UNDERLAYMENT  
MATCH TILE AT FIRST FLOOR LOBBY WITH SLIP RESISTANT SURFACE  
WALLS: HARDWOOD VENEER CLEAR FINISH  
CEILING: HARDWOOD VENEER CLEAR FINISH (6 PANEL LAYOUT)  
LIGHTING: 6 RECESSED LED DOWNLIGHTS 1 PER CEILING PANEL  
STAINLESS STEEL RAIL ON REAR WALL



2 SECOND FLOOR PARTIAL PLAN  
1/2"=1'-0"



1 FIRST FLOOR PARTIAL PLAN  
1/2"=1'-0"



© 2014 RYAN SENATORE ARCHITECTURE

**NEW ELEVATOR AND LOBBY**  
200 LANCASTER STREET  
PORTLAND, MAINE



CONSULTANTS:  
STRUCTURAL: Structural Integrity  
77 Oak Street  
Portland, ME 04101  
207-774-4614

REVISIONS:

DATE: MARCH 11, 2014

PROJECT No. 1326

DRAWN BY:

CHECKED BY: RJS

SCALE: AS NOTED

SHEET TITLE:  
FLOOR PLANS

A1-0