AIR HANDLER SCHEDULE

TAG	AREA SERVED	OU NO.	NOM. TONS	CFM	ELECTRIC POWER	ELECTRIC MCA	COOLING * BTU	COOLING * KW	HEATING ** BTU	HEATING ** KW	REFRIGERANT TYPE	REFRIGERANT LIQUID	REFRIGERANT GAS	WEIGHT LBS	REMARKS
AH-L01	UNIT L01	OU-1	0.67	410	208V-60-1P	0.38	8,000	0.030	9,000	0.030	R410A	1/4	1/2	29	DUCTLESS, WALL MOUNTED
AH-L02	UNIT L02	OU-1	1.00	410	208V-60-1P	0.38	12,000	0.030	13,500	0.030	R410A	1/4	1/2	29	DUCTLESS, WALL MOUNTED
AH-L03	MECHANICAL L12	OU-1	0.50	210	208V-60-1P	0.19	6,000	0.080	6,700	0.030	R410A	1/4	1/2	22	DUCTLESS, WALL MOUNTED
AH-L04	UNIT L03	OU-1	0.67	410	208V-60-1P	0.38	8,000	0.030	9,000	0.030	R410A	1/4	1/2	29	DUCTLESS, WALL MOUNTED
AH-L05	UNIT L04	OU-1	0.67	410	208V-60-1P	0.38	8,000	0.030	9,000	0.030	R410A	1/4	1/2	29	DUCTLESS, WALL MOUNTED
AH-L06	UNIT L10	OU-1	0.67	410	208V-60-1P	0.38	8,000	0.030	9,000	0.030	R410A	1/4	1/2	29	DUCTLESS, WALL MOUNTED
AH-L07	UNIT L05 LIVING ROOM	OU-1	0.50	210	208V-60-1P	0.19	6,000	0.080	6,700	0.030	R410A	1/4	1/2	22	DUCTLESS, WALL MOUNTED
AH-L08	UNIT L05 BEDROOM	OU-1	0.50	210	208V-60-1P	0.19	6,000	0.080	6,700	0.030	R410A	1/4	1/2	22	DUCTLESS, WALL MOUNTED
AH-L09	UNIT L05 LIVING ROOM	OU-1	1.00	410	208V-60-1P	0.38	12,000	0.030	13,500	0.030	R410A	1/4	1/2	29	DUCTLESS, WALL MOUNTED
AH-L10	UNIT L08 BEDROOM	OU-1	1.00	410	208V-60-1P	0.38	12,000	0.030	13,500	0.030	R410A	1/4	1/2	29	DUCTLESS, WALL MOUNTED
AH-L11	UNIT L07	OU-1	1.25	410	208V-60-1P	0.38	15,000	0.030	17,000	0.030	R410A	1/4	1/2	29	DUCTLESS, WALL MOUNTED
AH-L12	UNIT L08	OU-1	1.00	410	208V-60-1P	0.38	12,000	0.030	13,500	0.030	R410A	1/4	1/2	29	DUCTLESS, WALL MOUNTED
AH-L13	UNIT L09	OU-1	1.00	410	208V-60-1P	0.38	12,000	0.030	13,500	0.030	R410A	1/4	1/2	29	DUCTLESS, WALL MOUNTED
AH-L14	STAIR A L10	OU-1	1.50	425	208V-60-1P	0.38	18,000	0.030	20,000	0.030	R410A	1/4	1/2	29	DUCTLESS, WALL MOUNTED
AH-L15	STAIR B L15	OU-1	1.50	425	208V-60-1P	0.38	18,000	0.030	20,000	0.030	R410A	1/4	1/2	29	DUCTLESS, WALL MOUNTED
AH-L16	CORRIDOR L11	OU-1	0.50	210	208V-60-1P	0.19	6,000	0.080	6,700	0.030	R410A	1/4	1/2	22	DUCTLESS, WALL MOUNTED
AH-L17	CORRIDOR L11	OU-1	0.50	210	208V-60-1P	0.19	6,000	0.080	6,700	0.030	R410A	1/4	1/2	22	DUCTLESS, WALL MOUNTED
AH-101	UNIT 101 LIVING ROOM	OU-2	0.67	410	208V-60-1P	0.38	8,000	0.030	9,000	0.030	R410A	1/4	1/2	29	DUCTLESS, WALL MOUNTED
AH-102	UNIT 101 BEDROOM	OU-2	0.50	210	208V-60-1P	0.19	6,000	0.080	6,700	0.030	R410A	1/4	1/2	22	DUCTLESS, WALL MOUNTED
AH-103	UNIT 102	OU-2	0.67	410	208V-60-1P	0.38	8,000	0.030	9,000	0.030	R410A	1/4	1/2	29	DUCTLESS, WALL MOUNTED
AH-104	UNIT 103 LIVING ROOM	OU-2	0.67	410	208V-60-1P	0.38	8,000	0.030	9,000	0.030	R410A	1/4	1/2	29	DUCTLESS, WALL MOUNTED
AH-105	UNIT 103 BEDROOM	OU-2	0.50	210	208V-60-1P	0.19	6,000	0.080	6,700	0.030	R410A	1/4	1/2	22	DUCTLESS, WALL MOUNTED
AH-106	UNIT 104	OU-2	1.25	410	208V-60-1P	0.38	15,000	0.030	17,000	0.030	R410A	1/4	1/2	29	DUCTLESS, WALL MOUNTED
AH-107	UNIT 105	OU-2	1.25	410	208V-60-1P	0.38	15,000	0.030	17,000	0.030	R410A	1/4	1/2	29	DUCTLESS, WALL MOUNTED
AH-108	UNIT 106	OU-2	1.25	410	208V-60-1P	0.38	15,000	0.030	17,000	0.030	R410A	1/4	1/2	29	DUCTLESS, WALL MOUNTED
AH-109	ELEVATOR LOBBY 107	OU-2	2.00	870	208V-60-1P	2.73	24,000	0.170	27,000	0.150	R410A	3/8	5/8	67	DUCTLESS, WALL MOUNTED
AH-110	ELEVATOR LOBBY 107	OU-2	2.00	870	208V-60-1P	2.73	24,000	0.170	27,000	0.150	R410A	3/8	5/8	67	DUCTLESS, WALL MOUNTED
AH-111	CORRIDOR 109	OU-2	0.50	210	208V-60-1P	0.19	6,000	0.080	6,700	0.030	R410A	1/4	1/2	22	DUCTLESS, WALL MOUNTED
AH-112	CORRIDOR 109	OU-2	0.50	210	208V-60-1P	0.19	6,000	0.080	6,700	0.030	R410A	1/4	1/2	22	DUCTLESS, WALL MOUNTED
AH-201	UNIT 201	OU-3	1.50	425	208V-60-1P	0.38	18,000	0.030	20,000	0.030	R410A	1/4	1/2	29	DUCTLESS, WALL MOUNTED
AH-202	UNIT 202	OU-3	1.50	425	208V-60-1P	0.38	18,000	0.030	20,000	0.030	R410A	1/4	1/2	29	DUCTLESS, WALL MOUNTED
AH-203	UNIT 203	OU-3	1.50	425	208V-60-1P	0.38	18,000	0.030	20,000	0.030	R410A	1/4	1/2	29	DUCTLESS, WALL MOUNTED
AH-204	UNIT 204	OU-3	1.00	410	208V-60-1P	0.38	12,000	0.030	13,500	0.030	R410A	1/4	1/2	29	DUCTLESS, WALL MOUNTED
AH-205	UNIT 205	OU-3	1.00	410	208V-60-1P	0.38	12,000	0.030	13,500	0.030	R410A	1/4	1/2	29	DUCTLESS, WALL MOUNTED
AH-206	UNIT 206	OU-3	0.67	410	208V-60-1P	0.38	8,000	0.030	9,000	0.030	R410A	1/4	1/2	29	DUCTLESS, WALL MOUNTED
AH-207	UNIT 207 LIVING ROOM	OU-3	0.67	410	208V-60-1P	0.38	8,000	0.030	9,000	0.030	R410A	1/4	1/2	29	DUCTLESS, WALL MOUNTED
AH-208	UNIT 207 BEDROOM	OU-3	0.50	210	208V-60-1P	0.19	6,000	0.080	6,700	0.030	R410A	1/4	1/2	22	DUCTLESS, WALL MOUNTED
AH-209	UNIT 208	OU-3	1.25	410	208V-60-1P	0.38	15,000	0.030	17,000	0.030	R410A	1/4	1/2	29	DUCTLESS, WALL MOUNTED
AH-210	UNIT 209	OU-3	2.00	870	208V-60-1P	2.73	24,000	0.170	27,000	0.150	R410A	3/8	5/8	67	DUCTLESS, WALL MOUNTED
AH-211	UNIT 210 LIVING ROOM	OU-3	1.00	410	208V-60-1P	0.38	12,000	0.030	13,500	0.030	R410A	1/4	1/2	29	DUCTLESS, WALL MOUNTED
AH-212	UNIT 210 BEDROOM	OU-3	0.67	410	208V-60-1P	0.38	8,000	0.030	9,000	0.030	R410A	1/4	1/2	29	DUCTLESS, WALL MOUNTED
AH-213	CORRIDOR 213	OU-3	0.50	210	208V-60-1P	0.19	6,000	0.080	6,700	0.030	R410A	1/4	1/2	22	DUCTLESS, WALL MOUNTED
AH-214	CORRIDOR 213	OU-3	0.50	210	208V-60-1P	0.19	6,000	0.080	6,700	0.030	R410A	1/4	1/2	22	DUCTLESS, WALL MOUNTED
AH-301	UNIT 301	OU-4	1.50	425	208V-60-1P	0.38	18,000	0.030	20,000	0.030	R410A	1/4	1/2	29	DUCTLESS, WALL MOUNTED
AH-302	UNIT 302	OU-4	1.50	425	208V-60-1P	0.38	18,000	0.030	20,000	0.030	R410A	1/4	1/2	29	DUCTLESS, WALL MOUNTED
AH-303	UNIT 303	OU-4	1.50	425	208V-60-1P	0.38	18,000	0.030	20,000	0.030	R410A	1/4	1/2	29	DUCTLESS, WALL MOUNTED
AH-304	UNIT 304	OU-4	1.00	410	208V-60-1P	0.38	12,000	0.030	13,500	0.030	R410A	1/4	1/2	29	DUCTLESS, WALL MOUNTED
AH-305	UNIT 305	OU-4	1.00	410	208V-60-1P	0.38	12,000	0.030	13,500	0.030	R410A	1/4	1/2	29	DUCTLESS, WALL MOUNTED
AH-306	UNIT 306	OU-4	0.67	410	208V-60-1P	0.38	8,000	0.030	9,000	0.030	R410A	1/4	1/2	29	DUCTLESS, WALL MOUNTED
AH-307	UNIT 307 LIVING ROOM	OU-4	0.67	410	208V-60-1P	0.38	8,000	0.030	9,000	0.030	R410A	1/4	1/2	29	DUCTLESS, WALL MOUNTED
AH-308	UNIT 307 BEDROOM	OU-4	0.50	210	208V-60-1P	0.19	6,000	0.080	6,700	0.030	R410A	1/4	1/2	22	DUCTLESS, WALL MOUNTED
AH-309	UNIT 308	OU-4	1.25	410	208V-60-1P	0.38	15,000	0.030	17,000	0.030	R410A	1/4	1/2	29	DUCTLESS, WALL MOUNTED
AH-310	UNIT 309	OU-4	2.00	870	208V-60-1P	2.73	24,000	0.170	27,000	0.150	R410A	3/8	5/8	67	DUCTLESS, WALL MOUNTED
AH-311	UNIT 310 LIVING ROOM	OU-4	1.00	410	208V-60-1P	0.38	12,000	0.030	13,500	0.030	R410A	1/4	1/2	29	DUCTLESS, WALL MOUNTED
AH-312	UNIT 310 BEDROOM	OU-4	0.67	410	208V-60-1P	0.38	8,000	0.030	9,000	0.030	R410A	1/4	1/2	29	DUCTLESS, WALL MOUNTED
AH-313	CORRIDOR 313	OU-4	0.50	210	208V-60-1P	0.19	6,000	0.080	6,700	0.030	R410A	1/4	1/2	22	DUCTLESS, WALL MOUNTED
AH-314	CORRIDOR 313	OU-4	0.50	210	208V-60-1P	0.19	6,000	0.080	6,700	0.030	R410A	1/4	1/2	22	DUCTLESS, WALL MOUNTED
AH-401	UNIT 401	OU-5	1.50	425	208V-60-1P	0.38	18,000	0.030	20,000	0.030	R410A	1/4	1/2	29	DUCTLESS, WALL MOUNTED
AH-402	UNIT 402	OU-5	1.50	425	208V-60-1P	0.38	18,000	0.030	20,000	0.030	R410A	1/4	1/2	29	DUCTLESS, WALL MOUNTED
AH-403	UNIT 403	OU-5	1.50	425	208V-60-1P	0.38	18,000	0.030	20,000	0.030	R410A	1/4	1/2	29	DUCTLESS, WALL MOUNTED
AH-404	UNIT 404	OU-5	1.00	410	208V-60-1P	0.38	12,000	0.030	13,500	0.030	R410A	1/4	1/2	29	DUCTLESS, WALL MOUNTED
AH-405	UNIT 405	OU-5	1.00	410	208V-60-1P	0.38	12,000	0.030	13,500	0.030	R410A	1/4	1/2	29	DUCTLESS, WALL MOUNTED
AH-406	UNIT 406	OU-5	0.67	410	208V-60-1P	0.38	8,000	0.030	9,000	0.030	R410A	1/4	1/2	29	DUCTLESS, WALL MOUNTED
AH-407	UNIT 407 LIVING ROOM	OU-5	0.67	410	208V-60-1P	0.38	8,000	0.030	9,000	0.030	R410A	1/4	1/2	29	DUCTLESS, WALL MOUNTED
AH-408	UNIT 407 BEDROOM	OU-5	0.50	210	208V-60-1P	0.19	6,000	0.080	6,700	0.030	R410A	1/4	1/2	22	DUCTLESS, WALL MOUNTED
AH-409	UNIT 408	OU-5	1.00	410	208V-60-1P	0.38	12,000	0.030	13,500	0.030	R410A	1/4	1/2	29	DUCTLESS, WALL MOUNTED
AH-410	UNIT 409	OU-5	2.00	870	208V-60-1P	2.73	24,000	0.170	27,000	0.150	R410A	3/8	5/8	67	DUCTLESS, WALL MOUNTED
AH-411	UNIT 410 LIVING ROOM	OU-5	1.00	410	208V-60-1P	0.38	12,000	0.030	13,500	0.030	R410A	1/4	1/2	29	DUCTLESS, WALL MOUNTED
AH-412	UNIT 410 BEDROOM	OU-5	0.67	410	208V-60-1P	0.38	8,000	0.030	9,000	0.030	R410A	1/4	1/2	29	DUCTLESS, WALL MOUNTED
AH-413	CORRIDOR 413	OU-5	0.50	210	208V-60-1P	0.19	6,000	0.080	6,700	0.030	R410A	1/4	1/2	22	DUCTLESS, WALL MOUNTED
AH-414	CORRIDOR 413	OU-5	0.50	210	208V-60-1P	0.19	6,000	0.080	6,700	0.030	R410A	1/4	1/2	22	DUCTLESS, WALL MOUNTED
AH-501	UNIT 501	OU-6	1.50	425	208V-60-1P	0.38	18,000	0.030	20,000	0.030	R410A	1/4	1/2	29	DUCTLESS, WALL MOUNTED
AH-502	UNIT 502	OU-6	2.00	870	208V-60-1P	2.73	24,000	0.170	27,000	0.150	R410A	3/8	5/8	67	DUCTLESS, WALL MOUNTED
AH-503	UNIT 503	OU-6	1.00	410	208V-60-1P	0.38	12,000	0.030	13,500	0.030	R410A	1/4	1/2	29	DUCTLESS, WALL MOUNTED
AH-504	UNIT 504	OU-6	1.00	410	208V-60-1P	0.38	12,000	0.030	13,500	0.030	R410A	1/4	1/2	29	DUCTLESS, WALL MOUNTED
AH-505	UNIT 505	OU-6	1.00	410	208V-60-1P	0.38	12,000	0.030	13,500	0.030	R410A	1/4	1/2	29	DUCTLESS, WALL MOUNTED
AH-506	UNIT 506	OU-6	0.67	410	208V-60-1P	0.38	8,000	0.030	9,000	0.030	R410A	1/4	1/2	29	DUCTLESS, WALL MOUNTED
AH-507	UNIT 507 LIVING ROOM	OU-6	0.67	410	208V-60-1P	0.38	8,000	0.030	9,000	0.030	R410A	1/4	1/2	29	DUCTLESS, WALL MOUNTED
AH-508	UNIT 507 BEDROOM	OU-6	0.50	210	208V-60-1P	0.19	6,000	0.080	6,700	0.030	R410A	1/4	1/2	22	DUCTLESS, WALL MOUNTED
AH-509	UNIT 508	OU-6	1.25	410	208V-60-1P	0.38	15,000	0.030	17,000	0.030	R410A	1/4	1/2	29	DUCTLESS, WALL MOUNTED
AH-510	UNIT 509	OU-6	1.25	410	208V-60-1P	0.38	15,000	0.030	17,000	0.030	R410A	1/4	1/2	29	DUCTLESS, WALL MOUNTED
AH-511	UNIT 510 LIVING ROOM	OU-6	1.00	410	208V-60-1P	0.38	12,000	0.030	13,500	0.030	R410A	1/4	1/2	29	DUCTLESS, WALL MOUNTED
AH-512	UNIT 510 BEDROOM	OU-6	0.67	410	208V-60-1P	0.38	8,000	0.030	9,000	0.030	R410A	1/4	1/2	29	DUCTLESS, WALL MOUNTED
AH-513	STAIR A 511	OU-6	1.50	425	208V-60-1P	0.38	18,000	0.030	20,000	0.030	R410A	1/4	1/2	29	DUCTLESS, WALL MOUNTED
AH-514	STAIR B 512	OU-6	1.50	425	208V-60-1P	0.38	18,000	0.030	20,000	0.030	R410A	1/4	1/2	29	DUCTLESS, WALL MOUNTED
AH-515	CORRIDOR 513	OU-6	0.50	210	208V-60-1P	0.19	6,000	0.080	6,700	0.030	R410A	1/4	1/2	22	DUCTLESS, WALL MOUNTED
AH-516	CORRIDOR 513	OU-6	0.50	210	208V-60-1P	0.19	6,000	0.080	6,700	0.030	R410A	1/4	1/2	22	DUCTLESS, WALL MOUNTED

* COOLING CAPACITIES BASED ON 80/67 DEG. F. ENTERING AIR & 95 DEG. F. AT THE CONDENSER (OUTDOOR UNIT)

** HEATING CAPACITIES BASED ON 70 DEG. F. INDOOR AND 47 DB & 43 WB DEG. F. AT THE CONDENSER (OUTDOOR UNIT)

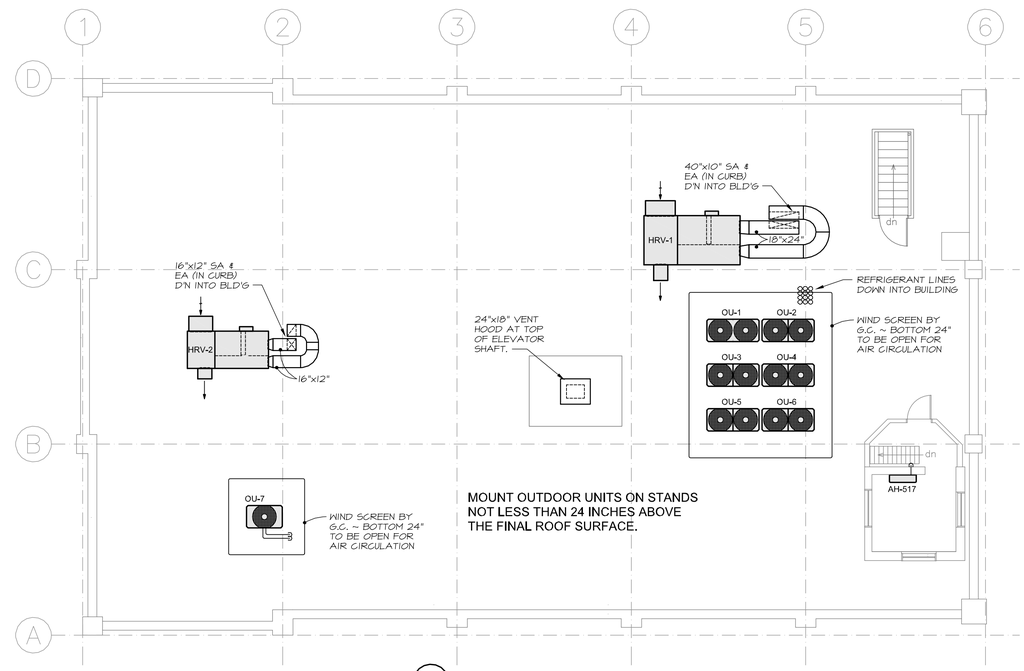

1 ROOF MECHANICAL PLAN

SCALE: 1/8" = 1'-0" ELEV. 76.05'

B.C. CONTROLLER SCHEDULE

TAG	AIR HANDLERS SERVED	POWER	COOLING KW	HEATING KW	MCA	MAXIMUM CIRCUITS	REFRIGERANT TYPE	WEIGHT LBS
BCC-1	AH-L01 --> AH-L17	208V-60-1P	0.274	0.137	1.65	16	R410A	138
BCC-2	AH-101 --> AH-112	208V-60-1P	0.138	0.068	1.04	10	R410A	94
BCC-3	AH-201 --> AH-214	208V-60-1P	0.138	0.068	1.04	10	R410A	94
BCC-4	AH-301 --> AH-314	208V-60-1P	0.176	0.086	1.34	13	R410A	126
BCC-5	AH-401 --> AH-414	208V-60-1P	0.176	0.086	1.34	13	R410A	126
BCC-6	AH-501 --> AH-516	208V-60-1P	0.274	0.137	1.65	16	R410A	138
BCC-7	OFFICES	208V-60-1P	0.274	0.137	1.65	16	R410A	138

GENERAL NOTES

1. Mechanical Contractor shall coordinate work with all other trades.
2. Piping and ductwork is shown diagramatically. Exact locations to be adjusted as required to conform to field conditions.
3. All duct sizes indicated are outside (sheet metal) dimensions.
4. All cutting and patching by the General Contractor.
5. All square duct elbows over 12 inches in width to have turning vanes.
6. All duct fire dampers, motorized dampers and duct smoke detectors shall have duct access doors as large as possible up to 12"x12".
7. All dimensions associated with existing conditions are approximate and are to be field verified.

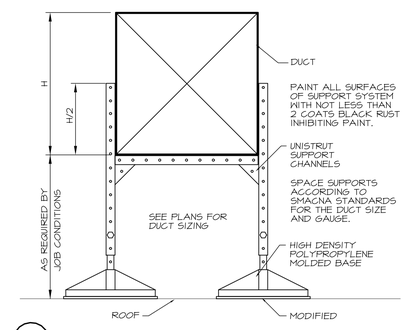

2 EXTERIOR DUCT SUPPORT

NO SCALE

HEAT RECOVERY VENTILATOR SCHEDULE

TAG	AREA SERVED	WINTER EXHAUST AIR CFM	DB	WB	SP	HP	WINTER OUTDOOR AIR CFM	DB	WB	SUPPLY AIR TO SPACES CFM	DB	WB	SP	HP	REHEAT COIL KW	VOLTAGE	FLA	HRV POWER VOLTAGE	FLA	WEIGHT	REMARKS
HRV-1	EAST	2,955	70.0	52.9	1.00"	3	2,955	-10.0	-10.2	2,955	45.5	41.6	1.00"	5	24.00	208V-60-3P	68.00	208V-60-3P	36.70	2,060	HORIZONTAL AIRFLOW
HRV-2	WEST	1,425	70.0	52.9	1.00"	1.1/2	1,425	-10.0	-10.2	1,425	48.6	43.8	1.00"	1.1/2	11.00	208V-60-3P	29.00	208V-60-3P	16.50	1,140	HORIZONTAL AIRFLOW
HRV-3	OFFICES	175	70.0	52.9	0.15"	- - - -	175	-10.0	-10.2	175	49.0	- - - -	0.15"	0.52	- - - -	- - - -	- - - -	208V-60-1P	1.35	73	HORIZONTAL AIRFLOW

WEIGHTS DO NOT INCLUDE CURBS

HEATING COIL POWERED SEPARATELY

OUTDOOR UNIT SCHEDULE

TAG	AREA SERVED	NOM. TONS	COOLING BTU *	HEATING BTU **	CONDENSER FAN QUAN.	CONDENSER FAN TOTAL CFM	COMPRESSOR QUANTITY	EER	IEER	ELECTRIC (TOTAL LOAD) POWER	MCA	BRK'R	REFRIGERANT	WEIGHT LBS	REMARKS
OU-1	LOWER LEVEL	12.0	144,000	160,000	2	12,400	2	12.5	17.9	208V-60-3P	44 x 2	60 x 2	R410A	552 x 2	MOUNT 24" ABOVE ROOF
OU-2	FIRST FLOOR	12.0	144,000	160,000	2	12,400	2	12.5	17.9	208V-60-3P	44 x 2	60 x 2	R410A	552 x 2	MOUNT 24" ABOVE ROOF
OU-3	SECOND FLOOR	12.0	144,000	160,000	2	12,400	2	12.5	17.9	208V-60-1P	44 x 2	60 x 2	R410A	552 x 2	MOUNT 24" ABOVE ROOF
OU-4	THIRD FLOOR	12.0	144,000	160,000	2	12,400	2	12.5	17.9	208V-60-1P	44 x 2	60 x 2	R410A	552 x 2	MOUNT 24" ABOVE ROOF
OU-5	FOURTH FLOOR	12.0	144,000	160,000	2	12,400	2	12.5	17.9	208V-60-1P	44 x 2	60 x 2	R410A	552 x 2	MOUNT 24" ABOVE ROOF
OU-6	FIFTH FLOOR	12.0	144,000	160,000	2	12,400	2	12.5	17.9	208V-60-1P	44 x 2	60 x 2	R410A	552 x 2	MOUNT 24" ABOVE ROOF
OU-7	OFFICES	8.0	96,000	108,000	1	6,200	1	11.4	16.5	208V-60-1P	60.0	80	R410A	552	MOUNT 24" ABOVE ROOF

* OUTDOOR AMBIENT OF 95°F. ** OUTDOOR AMBIENT OF -13°

OU-1 THROUGH OU-6 HAVE DUAL REFRIGERANT AND WIRING CONNECTIONS.

FAN SCHEDULE

TAG	AREA SERVED	TYPE	CFM	SP	SONES	RPM	WATTS	ELECTRIC	WEIGHT	REMARKS
EF-1	L14 ELEV. MACH.	CEILING	200	1/4"	3.5	1,606	73	120V-60-1P	28	OPERATE FROM ATC SYSTEM

SONE RATINGS ARE MINIMUMS NOT TO BE EXCEEHVI SONE RATINGS WILL NOT BE ACCEPTED

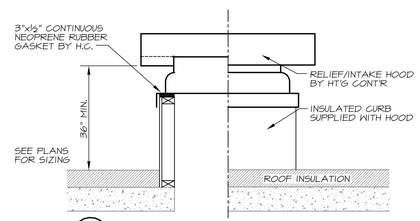

3 RELIEF/INTAKE HOOD

NO SCALE

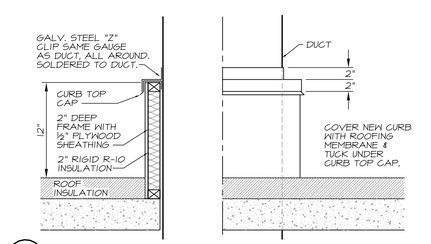

4 ROOF CURB FOR HRV DUCTWORK

NO SCALE

1/8" = 1'-0" 0' 2' 4' 6' 8' 16' 24' 32'

MECHANICAL SYSTEMS ENGINEERS
ROYAL RIVER CENTER, UNIT 108
10 FOREST FALLS DRIVE, YARMOUTH, MAINE 04096
(207) 846-1441
FACEBOOK: MECHANICAL SYSTEMS ENGINEERS

© COPYRIGHT 2015

Reviewed for Code Compliance Inspection Services Approved as Noted Date: 03/21/17

project name

Schlotterbeck Block

117 Preble Street
Portland, Maine

Schlotterbeck Block LLC

goduti/thomas architects
44 oak st.
portland, maine 04101
ph. 207-775-3184
fax 207-774-0486

STATE OF MAINE Kurt F. Magnusson 10257 LICENSED PROFESSIONAL ENGINEER

Reassign AH-L06 to Unit L10 ~ 3.8.2016
Revise HRV-1 air flow 3.8.2016

revisions

date
March 15, 2016

sheet title

Roof Mechanical Plan & Equipment Schedules

scale
Noted

drawn by
R.E.M.

project number
schlotterbeck

sheet number

M4

March 08, 2016 – 10:31 am
\\MSEFPS1\Projects\1533 Foss Building\Post-Bid\1533 M1-M4 (3-8-2016).dwg