

# BENCHMARK

34 Thomas Drive  
Westbrook, ME 04092  
Ph: (207)591-7600  
Fax: (207)591-7604

## Transmittal

**To:** Bild Architecture  
PO Box 8235  
Portland, ME 04104  
Ph: (207)408-0168

**Transmittal #:** 53  
**Date:** 5/25/2017  
**Job:** 10-16-1843 Salvation  
Army

**Subject:** Submittal

**WE ARE SENDING YOU**    Attached    Under separate cover via  
 Shop drawings    Prints    Plans    Samples  
 Copy of letter    Change order    Specifications    Submittal

Copies	Date	No.	Description
1		230000-5 Rev 0	ERV
0			Product Data- 3 pages

**THESE ARE TRANSMITTED as checked below:**

- |  |   |   |
|--|---|---|
| <input checked="" type="checkbox"/> For approval | <input type="checkbox"/> Approved as submitted    | <input type="checkbox"/> Resubmit ___ copies for approval     |
| <input type="checkbox"/> For your use            | <input type="checkbox"/> Approved as noted        | <input type="checkbox"/> Submit ___ copies for distribution   |
| <input type="checkbox"/> As requested            | <input type="checkbox"/> Returned for corrections | <input type="checkbox"/> Return ___ corrected prints          |
| <input type="checkbox"/> For review and comment  | <input type="checkbox"/> Other                    | <input type="checkbox"/> PLEASE SIGN AND RETURN TO OUR OFFICE |
| <input type="checkbox"/> <b>FOR BIDS DUE</b>     |   |   |

**Remarks:**

**Copy To:**

**From:** Michael Cleary (BENCHMARK)

# BENCHMARK

34 Thomas Drive  
Westbrook, ME 04092  
Ph: (207)591-7600  
Fax: (207)591-7604

## Submittal Cover Sheet

**Job:** 10-16-1843  
Salvation Army  
88 Preble Street  
Portland, ME 04101

**Spec Section No:** 230000  
**Submittal No:** 5  
**Revision No:** 0  
**Sent Date:** 5/25/2017

**Submittal Title:** ERV

**Contractor:**  
BENCHMARK  
Michael Cleary

### Contractor's Stamp

**Reviewed-No Except**

Reviewed for general conformance with the design concept and contract documents. Markings or comments shall not be construed as relieving the Subcontractor from compliance with the Project plans and specifications, nor departure therefrom. The Subcontractor remains responsible for details and accuracy, for conforming and correlating all quantities and dimensions, for selecting fabrication processes, for techniques of assembly, and for performing the work in a safe manner.

**BENCHMARK**

**Architect (Primary):**  
Bild Architecture

### Architect's Stamp

**Engineer**

### Engineer's Stamp

**APPROVED**

*By Sonia Barrantes, PE at 1:44 pm, May 29, 2017*

# RIVERSIDE MECHANICAL INC.

MECHANICAL CONTRACTORS  
27 REBECCA WAY  
FALMOUTH, ME. 04105  
ROB@RIVERSIDEMECHANICALINC.COM

HVAC  
PLUMBING  
PROCESS PIPING  
TEL. (207) 874-1992  
FAX (207) 874-2283

DATE: May 22, 2017  
PROJECT: Salvation Army Dining Hall Addition  
SUBMITTAL DATA: 230000 - Energy Recovery Ventilator  
Owner: Salvation Army ARC  
Mechanical Engineer: Ripcord Engineering  
General Contractor: Benchmark Construction

(PLEASE INITIAL AND DATE ANY NOTATIONS ON THE SUBMITTAL SHEET)

GENERAL CONTRACTOR	ARCHITECT
ENGINEER	RIVERSIDE MECHANICAL INC.  <input checked="" type="checkbox"/> Reviewed <input type="checkbox"/> Make Corrections noted <input type="checkbox"/> Amend & Resubmit <input type="checkbox"/> Rejected / Resubmit  By <u>RW</u> Date <u>5/22/2017</u>





TAG: ERV-1  
115V



**INDOOR UNIT**



**SPECIFICATIONS**

**Ventilation Type:**  
Static plate, heat and humidity transfer

**Typical Airflow Range:** 100-200 CFM

**Standard Features:**  
Painted cabinet  
Line-cord power supply  
Low-voltage circuit for controls  
Unit may be mounted in any orientation

**Controls:**  
On board 24 VAC transformer/relay package with switched dry contacts

**Filters:**  
Total qty. 2, MERV 8, spun-polyester media:  
10 1/2" x 21 3/4" x 1"

**Unit Dimensions & Weight:**  
33 1/2" L x 24" W x 20" H  
68 lbs.

**Max. Shipping Dimensions & Weight (on pallet):**  
34" L x 44" W x 34" H  
110 lbs.

**Motor(s):**  
Qty. 1, Double-shaft standard motor

**Accessories:**  
Backdraft damper 8"  
Wall cap 8" - taupe plastic, galvanized, paintable galvaneal  
Louver with 8" round duct connection - 12" (W) x 8" (H)  
Percentage timer control (PTL)  
Push-button point-of-use controls (PBL), PTL req'd.  
Percentage timer control with furnace interlock (FM)  
Electric duct heater - EK series (1-60 kW)

**ELECTRICAL DATA**

HP	Volts	HZ	Phase	Input Watts	FLA
0.1	120	60	Single	157 @ 181 CFM	1.5

**UNIT PERFORMANCE**

Airflow CFM	ESP in H <sub>2</sub> O
122	0.70
149	0.60
168	0.50
176	0.40
186	0.30
192	0.20
207	0.10

**CORE PERFORMANCE**

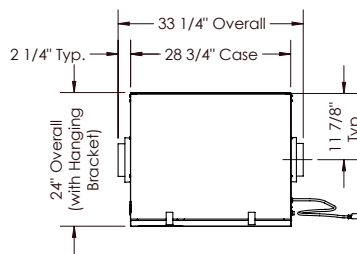
Temp EFF%	Total EFF% Winter/Summer*
81	77/64
79	75/61
78	73/59
78	72/59
77	72/58
77	71/57
76	70/56

\* See HVI certification ratings on page 135 of RenewAire's Full Line Volume XVI Catalog.

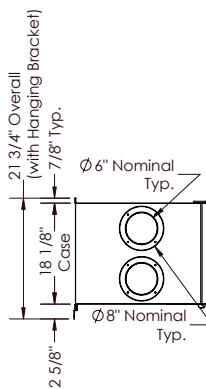
**UNIT DIMENSIONS**

**AIRFLOW CONFIGURATION**  
Available as shown in dimension drawing.

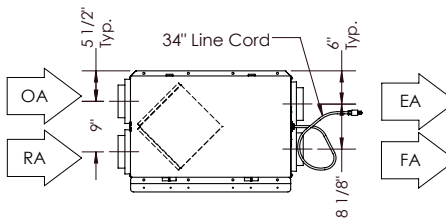
**UNIT MOUNTING & APPLICATION**  
Can be mounted in any orientation. RA/EA airstream can be switched with OA/FA airstream.



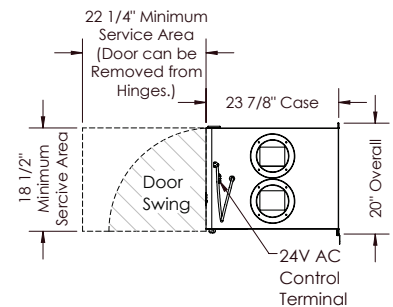
TOP VIEW



LEFT VIEW



FRONT VIEW



RIGHT VIEW

**ABBREVIATIONS**  
EA: Exhaust Air to outside  
OA: Outside Air intake  
RA: Room Air to be exhausted  
FA: Fresh Air to inside

**INSTALLATION ORIENTATION**  
Unit may be installed in any orientation.

**NOTE**  
1. UNLESS OTHERWISE SPECIFIED, DIMENSIONS ARE ROUNDED TO THE NEAREST EIGHTH OF AN INCH.

2. SPECIFICATIONS MAY BE SUBJECT TO CHANGE WITHOUT NOTICE.

Specifications may be subject to change without notice.