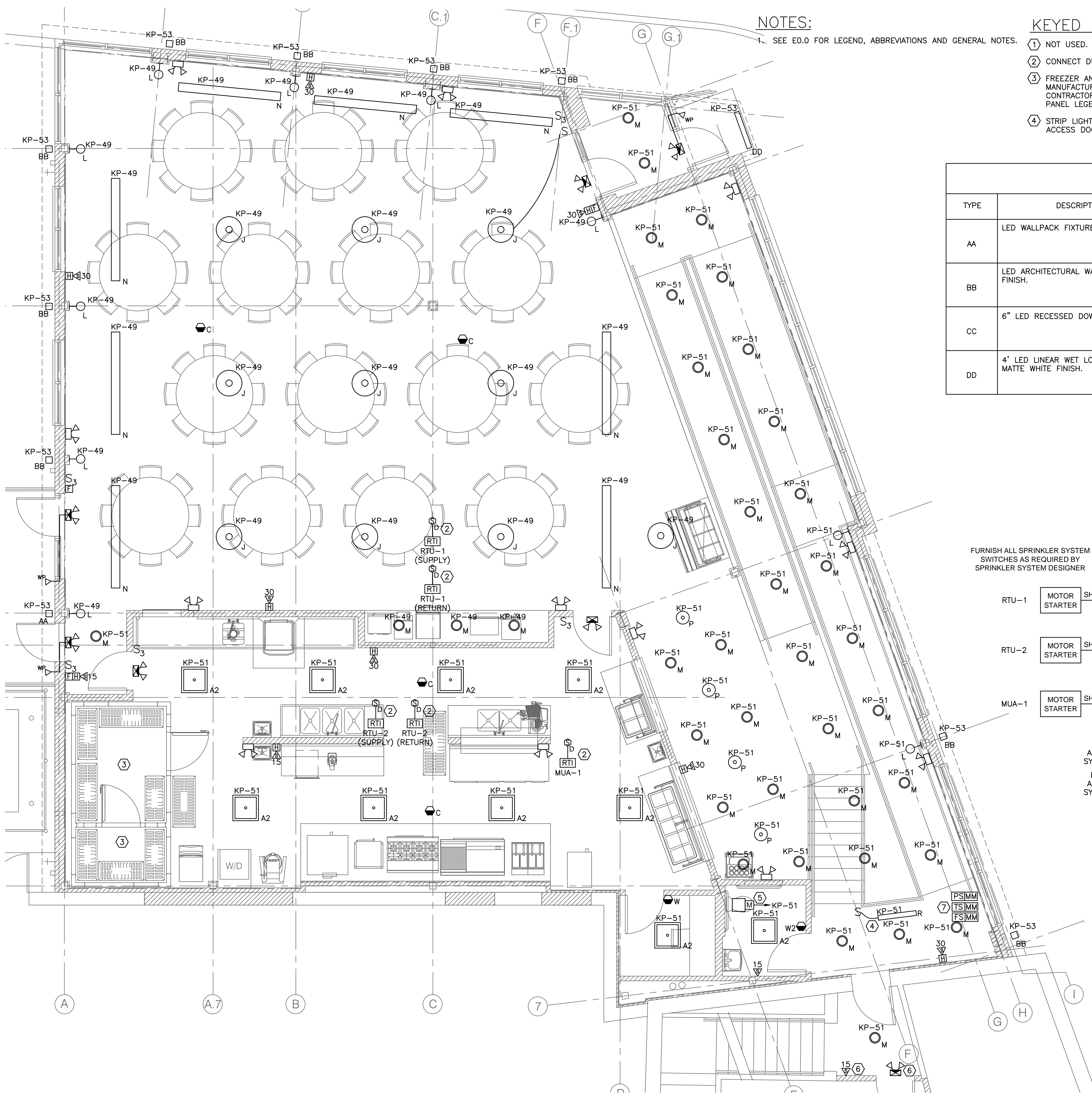


COPYRIGHT: Reuse or reproduction of the contents of this document is not permitted without written permission of Bild Architecture LLC.



**NOTES:**  
 1. SEE E.D.0 FOR LEGEND, ABBREVIATIONS AND GENERAL NOTES.

**KEYED NOTES:**

- ① NOT USED.
- ② CONNECT DUCT SMOKE DETECTOR TO FIRE ALARM PANEL ZONE.
- ③ FREEZER AND COOLER LIGHTS WILL BE SUPPLIED BY MANUFACTURER AND INSTALLED AND WIRED BY ELECTRICAL CONTRACTOR. WIRE TO CIRCUIT KP-51 AND DOCUMENT IN PANEL LEGEND.
- ④ STRIP LIGHT LOCATED UNDER RAMP WITH SWITCH LOCATED AT ACCESS DOOR.
- ⑤ FURNISH DELAY-OFF TIME DELAY RELAY AND WIRING TO RUN BATHROOM EXHAUST FAN EF-4 FOR 15 MINUTES AFTER OCCUPANCY. WIRE THROUGH 2ND RELAY OF WALL OCCUPANCY SENSOR.
- ⑥ ADD FA STROBE AND COMBO EXIT TO LEVEL 1, 2 & 3 OF NEWLY ENCLOSED STAIRWELL.
- ⑦ ALTERNATE NO. 1. NEW SPRINKLER SYSTEM AND ALL MONITORING MODULES. IF ALT. NO. 1 IS NOT ACCEPTED, FIRE ALARM CONTRACTOR SHALL COORDINATE QUANTITIES AND LOCATIONS OF SMOKE DETECTORS AND OTHER REQUIRED DEVICES WITH ELECTRICAL ENGINEER. CONTACT: NORRIS, INC. PHONE: 800-370-3473

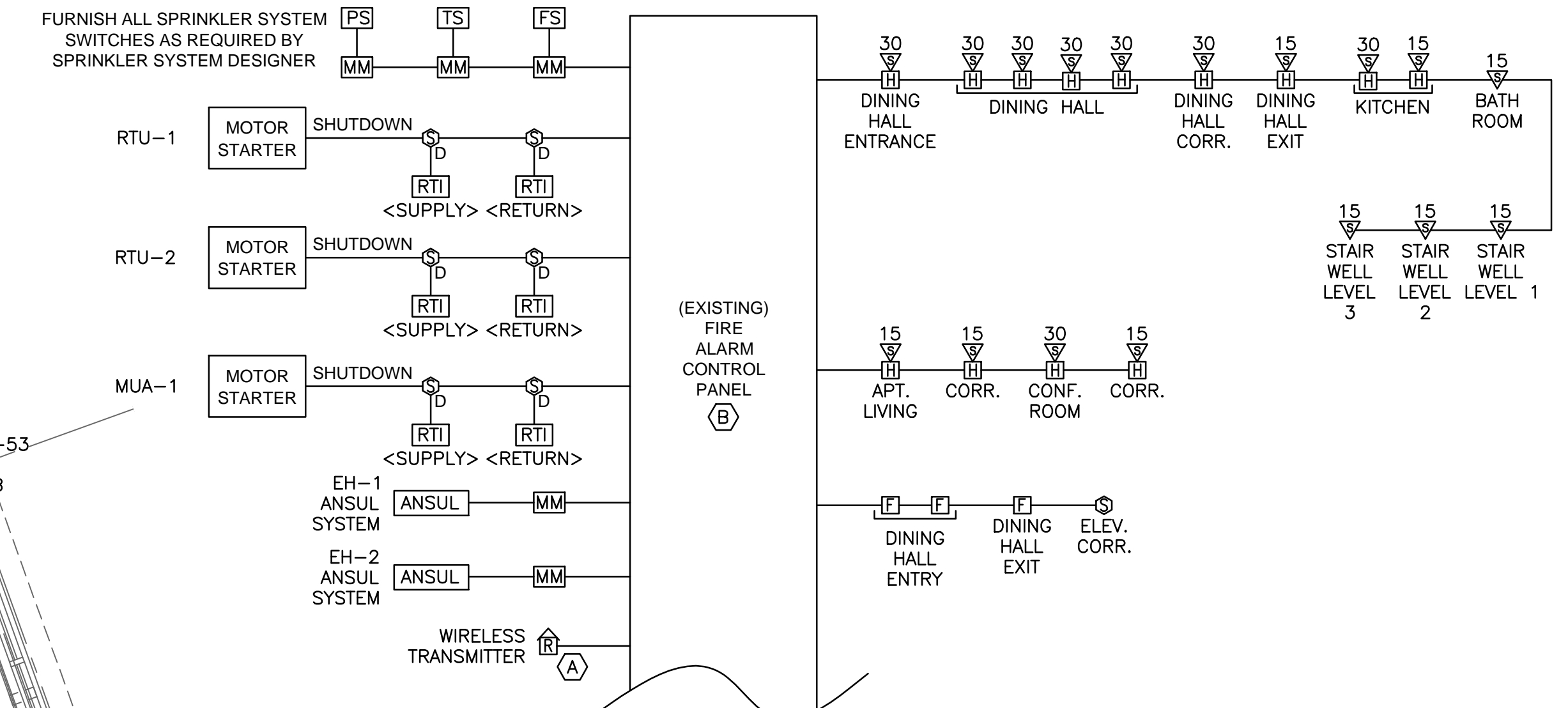
LIGHTING SCHEDULE					
TYPE	DESCRIPTION	MANUFACTURER	LAMPS	MOUNTING	NOTES
AA	LED WALLPACK FIXTURE. BRONZE FINISH. 120V	RAB LIGHTING	10W LED 3000K 410 LUMENS	WALL SURFACE	MODEL #: WPLED10Y
BB	LED ARCHITECTURAL WALL SCENCE. BRONZE FINISH. 120V	HINKLEY LIGHTING	6W LED 2700K 250 LUMENS	WALL SURFACE	MODEL #: LUNA-1666BZ-LED
CC	6" LED RECESSED DOWNLIGHT. 120V	LITHONIA LIGHTING	12W LED 2700K 500 LUMENS	CEILING RECESSED	MODEL #: LDN6-27/05-L06AR-LS-MVOLT-EZ10
DD	4' LED LINEAR WET LOCATION FIXTURE. MATTE WHITE FINISH. 120V	LUMENWERX	23W LED 3000K 2000 LUMENS	CEILING SURFACE	MODEL #: VIAWETS-TMG-LED-80-500-40-4'-UNV-D-1-W

**2 EXTERIOR LIGHTING SCHEDULE**

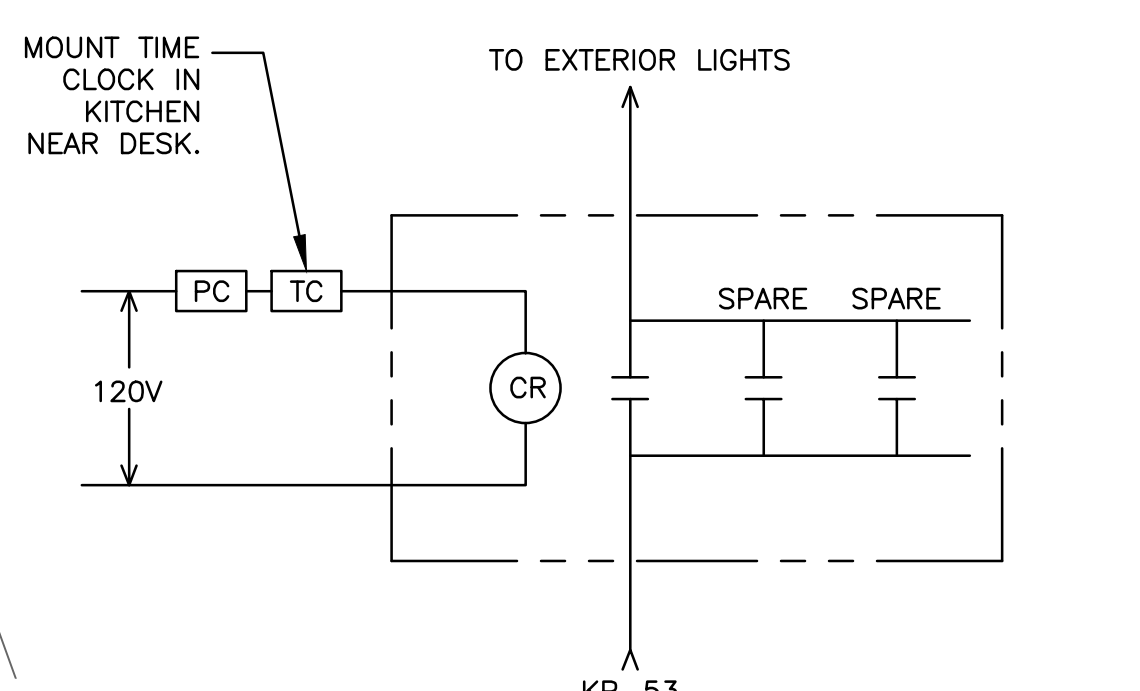
**FACP KEYED NOTES:**

Ⓐ CITY OF PORTLAND IS REQUIRING INSTALLATION OF NEW RADIO-BASED TELEMETRY EQUIPMENT WHEN ALTERATIONS/UPGRADES ARE MADE TO FIRE ALARM PANELS. COORDINATE EQUIPMENT WITH PORTLAND FIRE DEPT. TO BE FURNISHED AND INSTALLED BY CONTRACTOR.

Ⓑ ALL EXISTING FIRE ALARM INITIATION AND ACTIVATION DEVICES SHALL REMAIN IN PLACE AND ACTIVE. CONTACT:

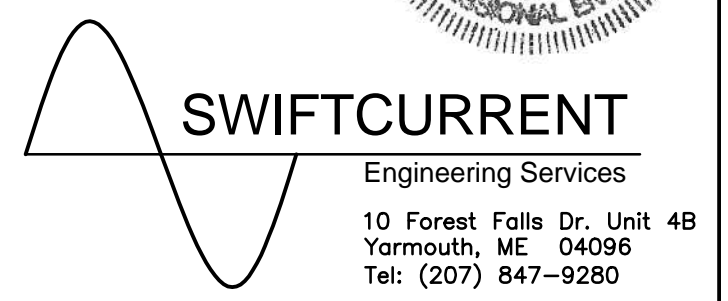


**4 FIRE ALARM CONTROL PANEL**  
 SCALE: NOT TO SCALE



**3 EXTERIOR LIGHTING CONTROL**

**1 ELECTRICAL LIGHTING & FIRE ALARM PLAN - DINING HALL & KITCHEN**  
 SCALE: 1/4" = 1'



**Bild Architecture**  
 PO Box 8235  
 Portland, ME  
 04104  
 207.408.0168  
 evan@bildarchitecture.com

**PROJECT NO. 15031**  
**PROJECT NAME SALVATION ARMY ARC PORTLAND, ME**

**REVISIONS**

1	2	3	4	5
---	---	---	---	---

**DRAWN BY CONSTRUCTION DOCUMENTS JMD**  
**ISSUE DATE 10/25/16**  
**SHEET TITLE LIGHTING & FIRE ALARM PLAN - DINING HALL & KITCHEN**  
**SHEET SCALE**

**E**

**E200**