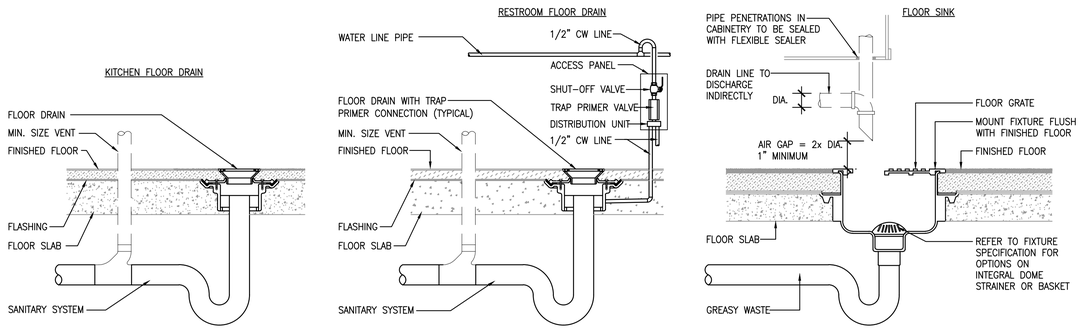

INDIRECT DRAINAGE DETAILS 1
SCALE: NONE

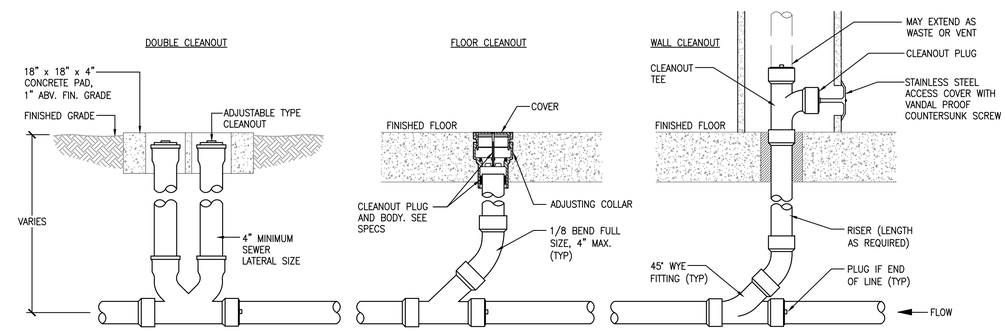

CLEANOUT DETAILS 2
SCALE: NONE

ROOF PIPE SUPPORT SCHEDULE	
PIPE SIZE	MAXIMUM SPACING
1"	6'-0"
1 1/4"	6'-0"
1 1/2"	6'-0"
2"	6'-0"
2 1/2"	8'-0"
3"	8'-0"
4"	8'-0"

NOTES:
1. SUPPORTED PIPE AT ALL ELBOWS AND AT SPACING SPECIFIED.
2. PIPE SUPPORT BLOCK SHALL BE A MINIMUM OF ONE PIPE SIZE LARGER THAN PIPE
3. DO NOT ATTACH PIPESTANDS TO ROOF

MIRO INDUSTRIES, INC.
170 WEST COTTAGE AVE
SANDY, UTAH 84070
(801) 566-3680

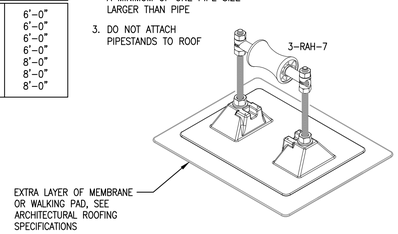

ROOF PIPING SUPPORT DETAIL 3
SCALE: NONE

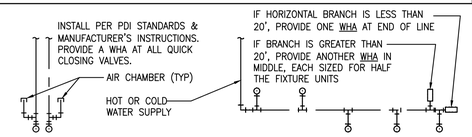

	PDI SIZE	PIPE SIZE	FIXTURE UNIT LOAD
SINGLE/DOUBLE FIXTURE	A	1/2"	1-11
	B	3/4"	12-32
	C	1"	33-60
	D	1-1/4"	61-113
	E	1-1/2"	114-154
	F	2"	154-330

	FIXTURE UNIT TABULATION		
	FIXTURE	COLD	HOT
MULTIPLE FIXTURES	VALVE WATER CLOSET	10	--
	TANK WATER CLOSET	5	--
	URINAL	5	--
	LAVATORY/SINK	1.5	1.5
	JANITOR'S SINK	3	3
	SHOWER/BATHTUB	2	2

NOTE:
FOR BATTERIES OF FIXTURES, PROVIDE WATER HAMMER ARRESTERS BY SIOUX CHIEF, PRECISION PLUMBING PRODUCTS, WATTS OR APPROVED EQUIVALENT WITH PISTON & O-RING CONSTRUCTION, HAVING PDI #WH-201, ASSE #1010 & ANSI #A112.26.1M CERTIFICATION. INSTALL IN HORIZONTAL OR VERTICAL POSITION, BUT NEVER UPSIDE DOWN. INSTALL IN LINE WITH WATER FLOW DIRECTION IF POSSIBLE. SIZE THE UNITS AS SHOWN ON THE DRAWINGS AND/OR PER THE TABLES SHOWN ABOVE. PROVIDE ACCESSIBILITY WHERE REQUIRED BY LOCAL CODE.

WATER HAMMER ARRESTOR DETAIL 4
SCALE: NONE

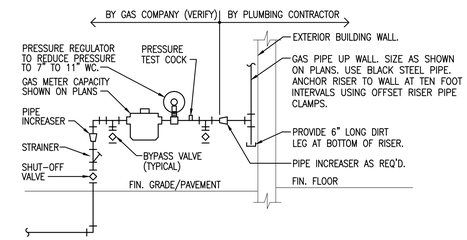

NOTE:
VERIFY REQUIREMENTS FOR METERING AND PIPING WITH GAS COMPANY. INSTALL OTHER UTILITIES A MINIMUM OF 10'-0" FROM GAS LINE. PLUMBING CONTRACTOR SHALL PAY ALL GAS COMPANY FEES FOR INSTALLATION. USE WELDED OR SCREWED PIPE AND FITTINGS PER PLUMBING SPECS. GAS COMPANY SHALL EXCAVATE, BACKFILL AND REPAIR ANY PAVING OR SOD FOR GAS SERVICE LINE INSTALLATION FROM MAIN TO BUILDING.

GAS SERVICE DETAIL 5
SCALE: NONE

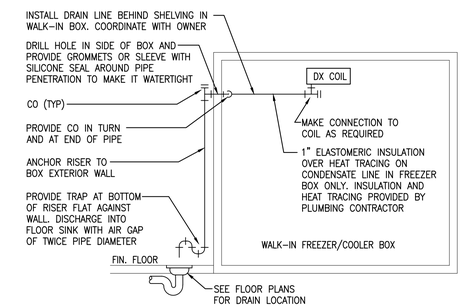

NOTE:
INSTALL PIPE AS HIGH AS POSSIBLE, ANCHORED TO WALL OF BOX WITH SUPPORTS AT MAXIMUM 6'-0" ON CENTERS. SLOPE HORIZONTAL PIPE AT MINIMUM TWO PERCENT IN THE DIRECTION OF FLOW. FINISH PIPE EXTERIOR TO WALK-IN BOX WITH CHROMATONE PAINT.

FREEZER/ COOLER CONDENSATE DRAIN DETAIL 6
SCALE: NONE

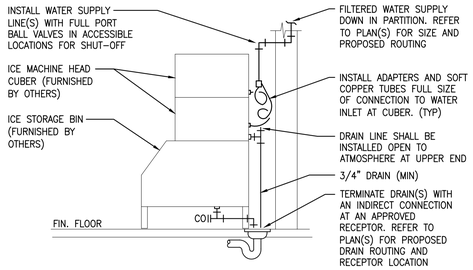

NOTE:
PROVIDE COLD WATER ROUGH-IN AT TOP OF ICE MACHINE. ARRANGEMENT SHOWN IS SCHEMATIC. ADJUST AS REQUIRED TO SUIT CONDITIONS. VERIFY CONNECTIONS WITH MANUFACTURER.

ICE MACHINE CONNECTION DETAIL 7
SCALE: NONE

NOTE:
PIPING ARRANGEMENT SHOWN IS SCHEMATIC. ADJUST AS REQUIRED TO SUIT ACTUAL CONDITIONS.

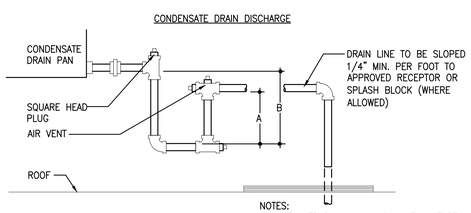

NOTES:
1. FILL TRAP MANUALLY ON INITIAL START-UP.
2. TRAP EACH COMPONENT DRAIN CONNECTION.
3. A = NEGATIVE STATIC PRESSURE = 2"
4. B = 2x NEGATIVE STATIC PRESSURE = 4"

MECHANICAL CONNECTION DETAILS (WHERE REQUIRED) 9
SCALE: NONE

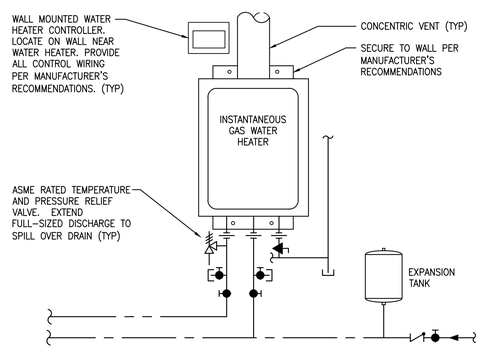

TANKLESS WATER HEATER DETAIL 10
SCALE: NONE

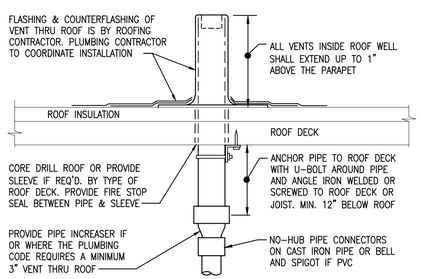

REFER TO PLANS FOR VTR PIPE SIZES AND LOCATIONS. LOCATE VTR MIN. THREE FEET FROM PROPERTY LINE, OR TEN FEET HORIZONTAL OR THREE FEET VERTICAL ABOVE ANY BUILDING OPENING OR FRESH AIR INTAKE, OR ONE FOOT FROM ANY VERTICAL SURFACE. LOCATE VTR MINIMUM 18" FROM PARAPET, EXPANSION JOINT, EQUIPMENT CURB, ETC. OFFSET IN CEILING SPACE WHERE REQUIRED TO MEET THESE CONDITIONS

VENT THROUGH ROOF DETAIL 8
SCALE: NONE

NOT USED 11
SCALE: NONE

ENGINEER:
BRIAN EDWARD CHANDLER, PE
1431 GREENWAY DRIVE
SUITE 510
IRVING, TX 75038
PHONE 972.870.1288
E-MAIL bchandler@idstudio4.com

CLIENT:
ELEVATION FRANCHISE VENTURES
4100 NORTH FAIRFAX DR. STE 730
ARLINGTON, VA 22203
703.243.7894
www.elevationburger.com

STATE OF MAINE
BRIAN E. CHANDLER
No. 12579
PROFESSIONAL ENGINEER

11/18/2013

ELEVATION BURGER

205 COMMERCIAL ST.
PORTLAND, ME 04101

CLIENT: BETTER BURGER OLD PORT, LLC
ONE LONG WHARF
PORTLAND, ME 04101

DATE	DESCRIPTION
11/18/13	PERMIT ISSUE

△	DATE	DESCRIPTION

SHEET TITLE:
PLUMBING DETAILS

SHEET NUMBER:
P4.0

PROJECT NUMBER:
EVB130001