ENGINEER:
BRIAN EDWARD CHANDLER, PE
1431 GREENWAY DRIVE
SUITE 510
IRVING, TX 75038
PHONE 972.870.1288
E-MAIL bchandler@idstudio4.com

CLIENT:
ELEVATION FRANCHISE VENTURES
4100 NORTH FAIRFAX DR. STE 730
ARLINGTON, VA 22203
703.243.7894
www.elevationburger.com

STATE OF MAINE — BRIAN E. CHANDLER — No. 12579 — PROFESSIONAL LICENSED ENGINEER
11/18/2013

ELEVATION BURGER

205 COMMERCIAL ST.
PORTLAND, ME 04101

CLIENT: BETTER BURGER OLD PORT, LLC
ONE LONG WHARF
PORTLAND, ME 04101

DATE	DESCRIPTION
11/18/13	PERMIT ISSUE

△	DATE	DESCRIPTION

SHEET TITLE:
KITCHEN HOOD DRAWINGS

SHEET NUMBER:
M4.0

PROJECT NUMBER:
EVB130001

CAPTIVEAIRE — St. Louis Office — www.captiveaire.com
1720 West Park Center Dr, Ste C&D, Fenton, MO, 63026 PHONE: (636) 225-3113 FAX: (919) 227-5939 EMAIL: reg72@captiveaire.com
REVISIONS — DESCRIPTION — DATE
ELEVATION BURGER PORTLAND ,ME
DATE: 11/12/2013 DWG.#: 1907013 DRAWN BY: SCALE: 3/4" = 1'-0" MASTER DRAWING SHEET NO. 1

ELECTRICAL PACKAGES – Job#1907013

NO.	TAG	PACKAGE #	LOCATION	SWITCHES LOCATION	SWITCHES QUANTITY	OPTION	FANS TYPE	Ø	H.P.	VOLT	FLA
1		SC-321110FP	Wall Utility Cabinet Left	Face Mount Left Side Hood	1 Light	Smart Controls Thermostatic Control	Exhaust	3	0.500	208	1.8
				Hood # 3	1 Fan		Exhaust	3	1.500	208	4.7
							Supply	3	2.000	208	6.2

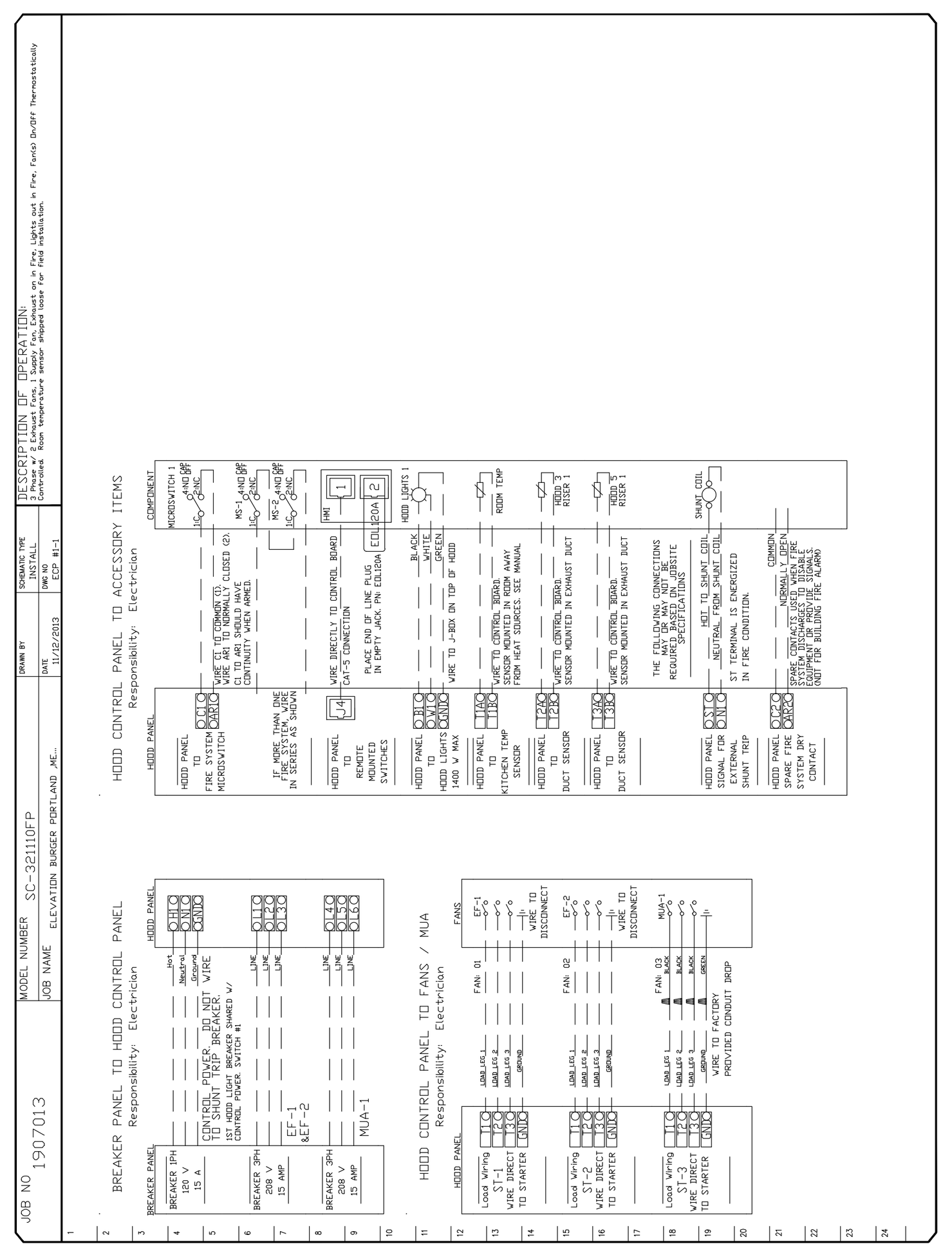



HOOD INFORMATION – Job#1907013

HOOD NO.	TAG	MODEL	LENGTH	MAX. COOKING TEMP.	TOTAL EXH. CFM	RISER(S) WIDTH	LENG.	DIA.	CFM	S.P.	TOTAL SUPPLY CFM	HOOD CONSTRUCTION	END TO END	ROW
1	GRILLE	3347 BD-2	5' 6.00"	450 Deg.	1100	10"	10"		1100	-0.364"	0	430 SS Where Exposed	ALONE	ALONE
2	hood #1 psp	166 MISC-PSP	5' 6.00"	300 Deg.	0						880	430 SS Where Exposed	ALONE	ALONE
3	GRILLE	3347 BD-2	5' 6.00"	450 Deg.	1100	10"	10"		1100	-0.364"	0	430 SS Where Exposed	ALONE	ALONE
4	hood #2 psp	166 MISC-PSP	5' 6.00"	300 Deg.	0						880	430 SS Where Exposed	ALONE	ALONE
5	FRYER	3347 BD-2	6' 6.00"	450 Deg.	1625	10"	15"		1625	-0.506"	0	430 SS Where Exposed	ALONE	ALONE
6	hood #2 psp	186 MISC-PSP	6' 6.00"	300 Deg.	0						1300	430 SS Where Exposed	ALONE	ALONE

HOOD INFORMATION

HOOD NO.	TAG	FILTER(S) TYPE	QTY	HEIGHT	LENGTH	LIGHT(S) QTY.	TYPE	WIRE GUARD	UTILITY CABINET(S) LOCATION	FIRE SYSTEM TYPE	SIZE	ELECTRICAL MODEL #	SWITCHES QUANTITY	FIRE SYSTEM PIPING	HOOD HANGING WGHT
1	GRILLE	SS Baffle with Handles	4	16"	16"	2	Incandescent	NO						YES	246 LBS
2	hood #1 psp					0								NO	92 LBS
3	GRILLE	SS Baffle with Handles	4	16"	16"	2	Incandescent	NO	Wall Mnt	Ansul R102	3.0/3.0	SC-321110FP	1 Light 1 Fan	YES	218 LBS
4	hood #2 psp					0								NO	92 LBS
5	FRYER	SS Baffle with Handles	1 / 3	16" / 16"	16" / 20"	2	Incandescent	NO						YES	269 LBS
6	hood #2 psp					0								NO	102 LBS

HOOD OPTIONS

HOOD NO.	TAG	OPTION
1	GRILLE	FIELD WRAPPER 30.00" High Front, Left, Right
		BACKSPLASH 80.00" High X 66.00" Long 430 SS
		RIGHT QUARTER END PANEL 23" Top Width, 0" Bottom Width, 23" High 430 SS
		LEFT QUARTER END PANEL 23" Top Width, 0" Bottom Width, 23" High 430 SS
2	hood #1 psp	FIELD WRAPPER 26.00" High Front, Left, Right
3	GRILLE	FIELD WRAPPER 30.00" High Front, Left, Right
		BACKSPLASH 80.00" High X 66.00" Long 430 SS
		RIGHT QUARTER END PANEL 23" Top Width, 0" Bottom Width, 23" High 430 SS
		LEFT QUARTER END PANEL 23" Top Width, 0" Bottom Width, 23" High 430 SS
4	hood #2 psp	FIELD WRAPPER 26.00" High Front, Left, Right
5	FRYER	FIELD WRAPPER 30.00" High Front, Left, Right
		BACKSPLASH 80.00" High X 78.00" Long 430 SS
		RIGHT QUARTER END PANEL 23" Top Width, 0" Bottom Width, 23" High 430 SS
		LEFT QUARTER END PANEL 23" Top Width, 0" Bottom Width, 23" High 430 SS
6	hood #2 psp	FIELD WRAPPER 26.00" High Front, Left, Right

PERFORATED SUPPLY PLENUM(S)

HOOD NO.	TAG	POS.	LENGTH	WIDTH	HEIGHT	TYPE	RISER(S) WIDTH	LENG.	DIA.	CFM	S.P.
2	hood #1 psp	Front	66"	16"	6"	MUA	12"	28"		878	0.227"
4	hood #2 psp	Front	66"	16"	6"	MUA	12"	28"		878	0.227"
6	hood #2 psp	Front	78"	18"	6"	MUA	12"	20"		649	0.225"
							12"	20"		649	0.225"

CAPTIVE-AIRE HOODS ARE BUILT IN COMPLIANCE WITH NFPA #96

AND ARE RECOGNIZED BY ONE OR MORE OF THE FOLLOWING:

NSF INTERNATIONAL

ETL LISTED FILE# 3054804-001
ETL TESTED IN COMPLIANCE WITH U.L. 710 STANDARDS.

BD Series with PSP Accessory Specification

The BD series hood with PSP accessory is a low proximity compensating hood system. Hood shall have size, shape and performance specified on drawings.

Construction shall be type 430 stainless steel with a #3 or #4 polish where exposed. Individual component construction shall be determined by manufacturer and ETL. Construction shall be dependent on the structural application to minimize distortion and other defects. All seams, joints and penetrations of the hood enclosure to its lower outermost perimeter that directs and captures grease-laden vapor and exhaust gases shall have a liquid-tight continuous external weld in accordance with NFPA 96. Hood shall be wall type with a minimum of four connections for hanger rods. Connectors shall have 9/16" holes pre-punched in angle iron at the factory to allow for hanger rod connection by others.

Ventilator shall be furnished with UL classified aluminum baffle filters, supplied in size and quantity as required by ventilator. The filters shall extend the full length of the hood and the filler panels shall not be more than 6" in width.

The hood manufacturer shall supply complete computer generated submittal drawings including hood section view(s) and hood plan view(s). These drawings must be available to the engineer, architect and owner for their use in construction, operation and maintenance.

Exhaust duct collar to be 4" high with 1" flange. Duct sizes, CFM and static pressure requirements shall be as shown on drawings. Static pressure requirements shall be precise and accurate; air velocity and volume information shall be accurate within 1-ft increments along the length of the ventilator.

UL incandescent light fixtures and globes shall be installed and pre-wired to a junction box. The light fixtures shall be installed with a maximum of 40" spacing on center and allow up to a 100 watt standard light bulb.

The hood shall have:
- A double wall insulated front to eliminate condensation and increase rigidity. The insulation shall be 1" thick, have a flexural modulus of 475 EI, meet UL 181 requirements and be in accordance with NFPA 90A and 90B.
- An integral baffle to direct grease laden vapors toward the exhaust filter bank.
- A built-in wiring chase shall be provided for outlets and electrical controls on hood face and shall not penetrate capture the area or require an external chaseway.
- Low velocity make-up air (up to 90%) provided through front and side plenums (PSP accessory).
- A sloped grease drain system which shall be an enclosed integral part of the hood back with an exposed, removable ½ pint grease cup to facilitate cleaning.

The hood shall be ETL Listed as "Exhaust Hood Without Exhaust Damper", ETL Sanitation Listed and built in accordance with NFPA 96. The hood shall be listed for 450° F cooking surfaces at 150 CFM/ft. and for 700°F cooking surfaces at 200 CFM/ft.

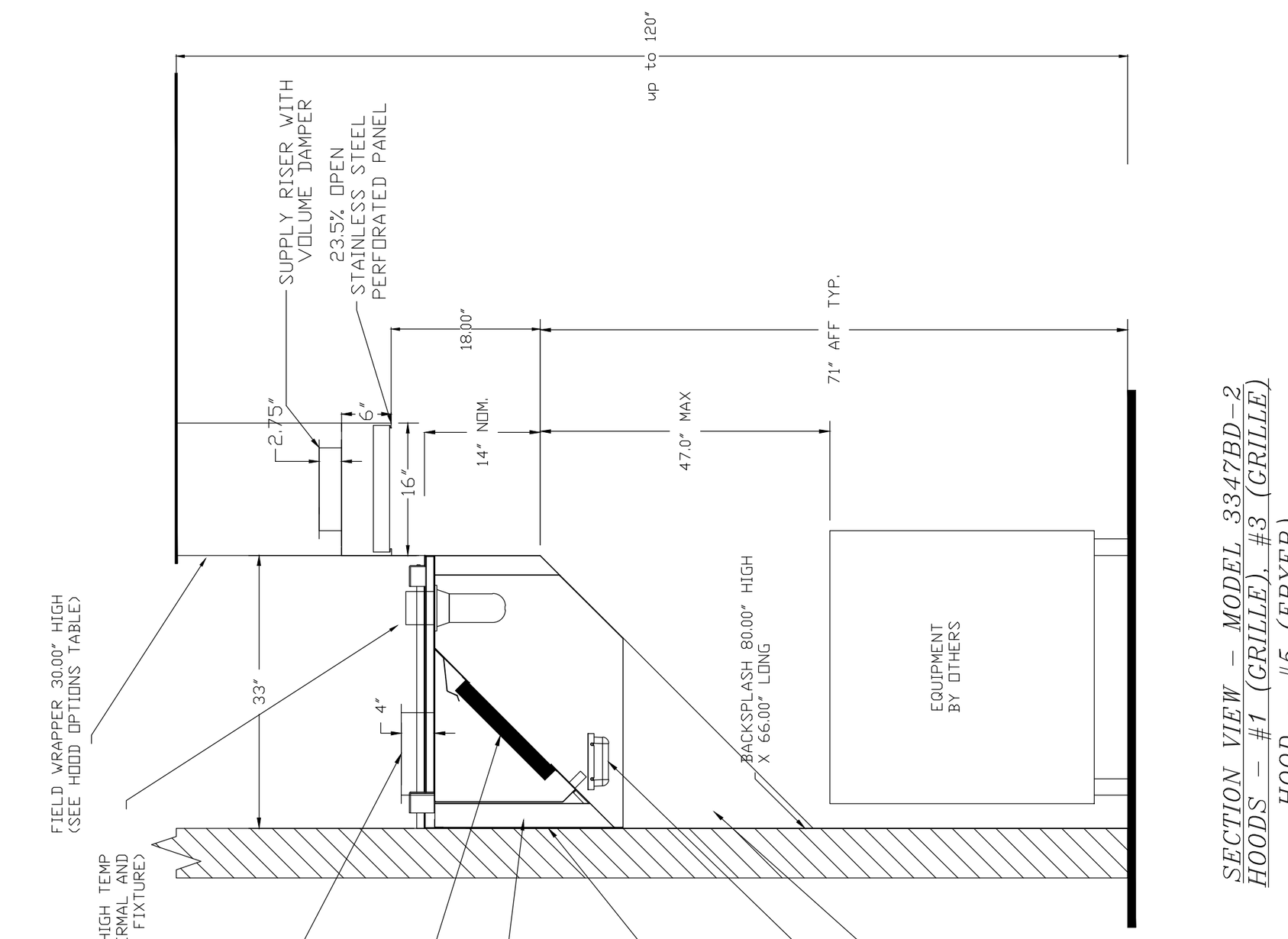

SECTION VIEW – MODEL 3347BD-2
HOODS – #1 (GRILLE), #3 (GRILLE)
HOOD – #5 (FRYER)

CAPTIVEAIRE — St. Louis Office — www.captiveaire.com
1720 West Park Center Dr, Ste C&D, Fenton, MO, 63026 PHONE: (636) 225-3113 FAX: (919) 227-5939 EMAIL: reg72@captiveaire.com
REVISIONS — DESCRIPTION — DATE
ELEVATION BURGER PORTLAND ,ME
DATE: 11/12/2013 DWG.#: 1907013 DRAWN BY: SCALE: 3/4" = 1'-0" MASTER DRAWING SHEET NO. 2

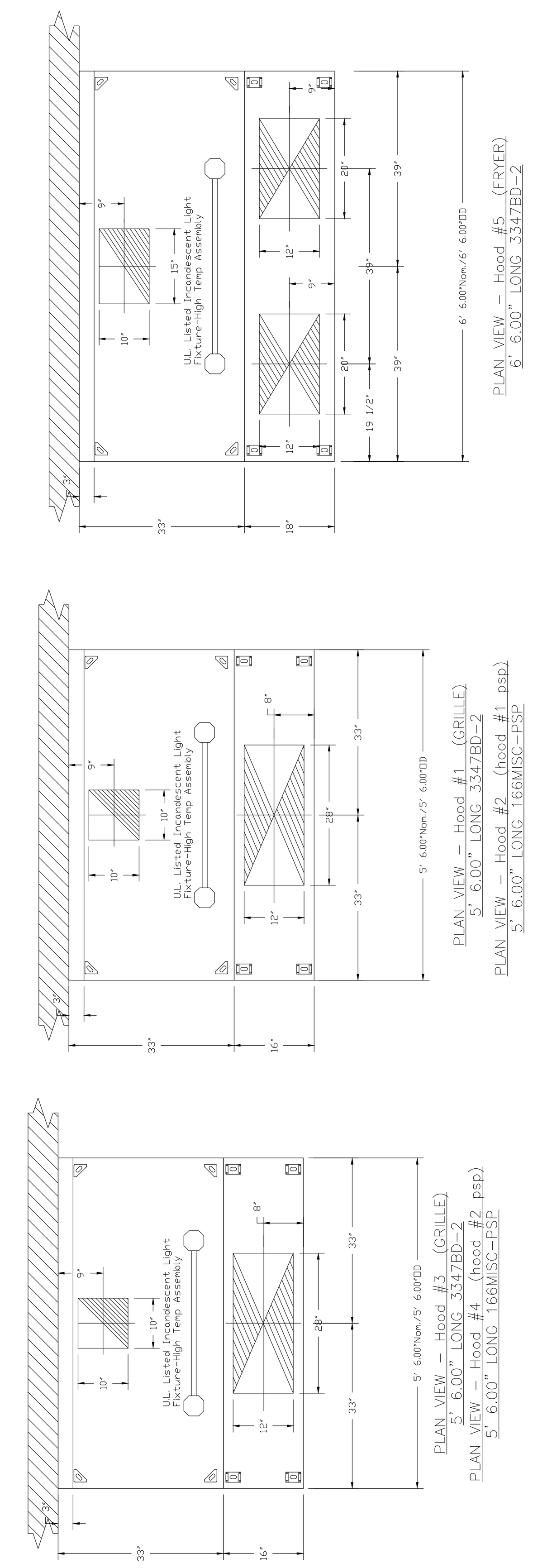

PLAN VIEW – Hood #5 (FRYER)
6' 6.00" LONG 3347BD-2
PLAN VIEW – Hood #6 (hood #2 psp)
6' 6.00" LONG 186MISC-PSP

PLAN VIEW – Hood #1 (GRILLE)
5' 6.00" LONG 3347BD-2
PLAN VIEW – Hood #2 (hood #1 psp)
5' 6.00" LONG 166MISC-PSP

PLAN VIEW – Hood #3 (GRILLE)
5' 6.00" LONG 3347BD-2
PLAN VIEW – Hood #4 (hood #2 psp)
5' 6.00" LONG 166MISC-PSP

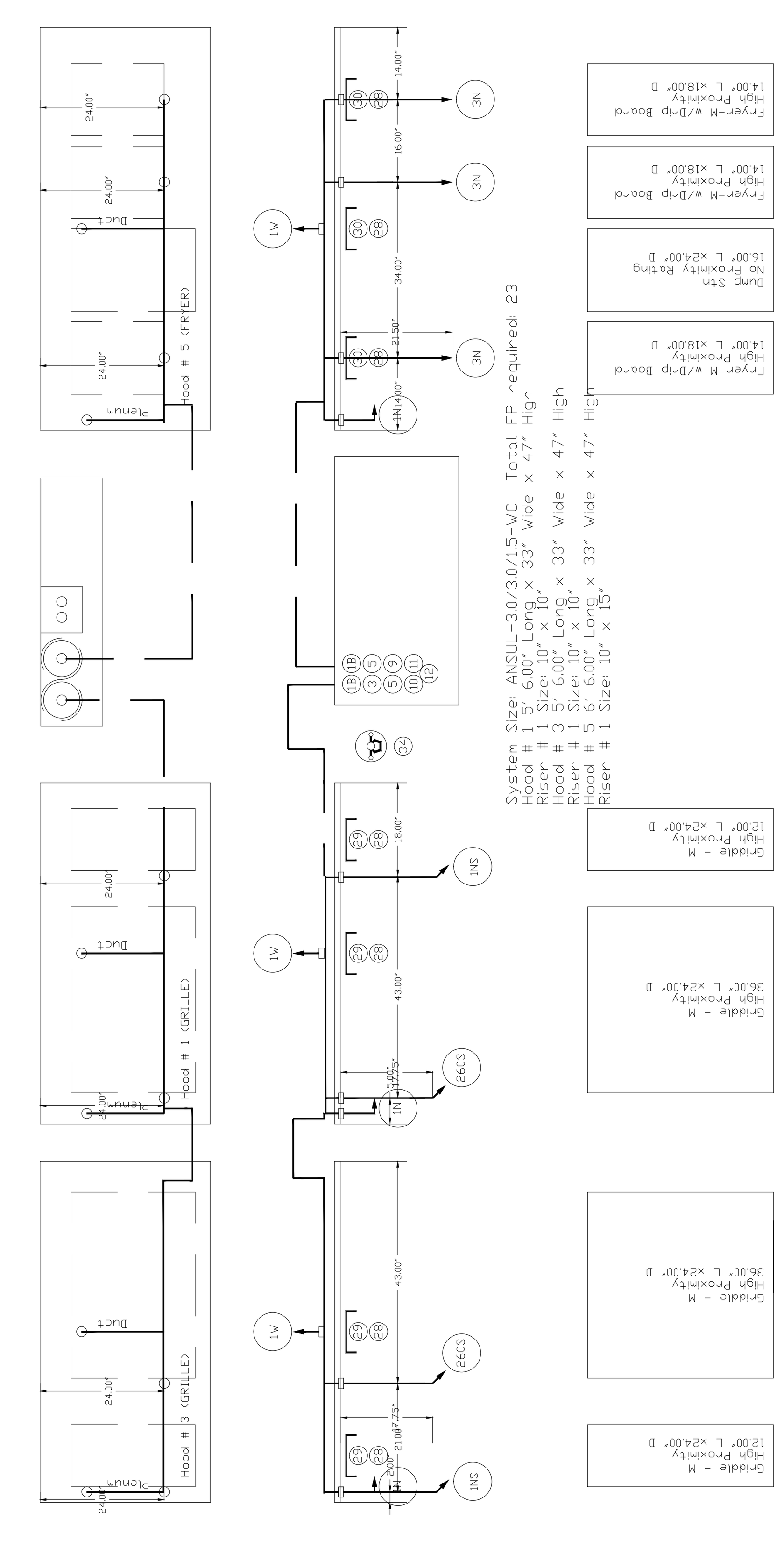

System Size: ANSUL-3.0/3.0/15-WC Total FP required: 23
Hood # 1 5' 6.00" Long x 33" Wide x 47" High
Riser # 1 Size: 10" x 10"
Hood # 3 5' 6.00" Long x 33" Wide x 47" High
Riser # 1 Size: 10" x 10"
Hood # 5 6' 6.00" Long x 33" Wide x 47" High
Riser # 1 Size: 10" x 15"