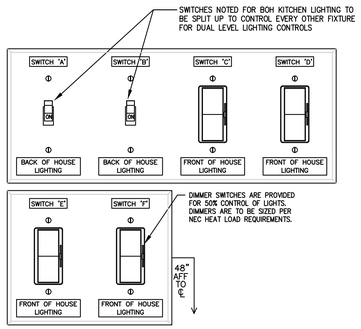

NOTE:
PROVIDE THE REQUIRED NUMBER OF SWITCHBOXES FOR A NEAT, UNIFORMLY SPACED INSTALLATION AS SHOWN. CONTRACTOR TO MATCH LOAD TYPE AND DERATE WATTAGE. PROVIDE NOMENCLATURE SPECIFYING WHICH LUMINAIRES ARE CONTROLLED BY WHICH CONTROLLER. VERIFY NOMENCLATURE WITH OWNER AND ARCHITECT. VERIFY COLOR SELECTION WITH ARCHITECT.

SWITCHBANK DETAIL 1
NOT TO SCALE

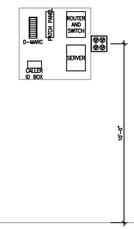

TYPICAL PHONE BOARD ELEVATION 2
1/4"=1'-0"

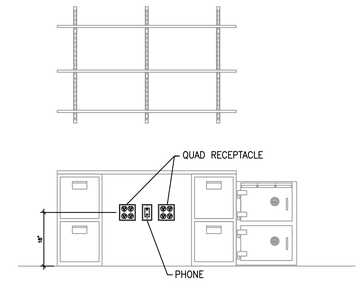

TYPICAL OFFICE DESK ELEVATION 3
1/4"=1'-0"

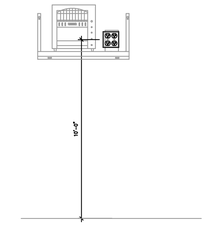

POS PRINTER ELEVATION 4
1/4"=1'-0"

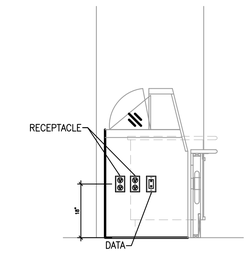

ICE CREAM DISPLAY CASE 5
1/4"=1'-0"

NOT USED 6
NTS

NOTES BY SYMBOLS 'O'

1. PROVIDE 3/4" CONDUIT WITH PULLWIRE FROM EACH POS DATA OUTLET LOCATION. ROUTE TO ABOVE ACCESSIBLE CEILING.
2. PROVIDE 3/4" EMPTY CONDUIT WITH PULLWIRE TO TELEPHONE BACKBOARD.
3. REMOTE TEST SWITCHES FOR AIR HANDLING UNIT DUCT SMOKE DETECTORS.
4. PHONE BOARD LOCATION. E.C. TO TERMINATE ALL CAT-5 CABLE AT PHONE BOARD.
5. POS HUB. E.C. TO TERMINATE ALL CAT-5 CABLE FOR POS EQUIPMENT.

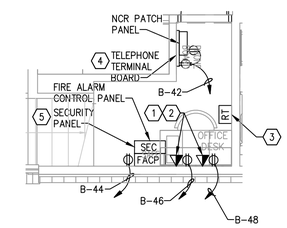

OFFICE PLAN 7
1/4"=1'-0"

CABLING REQUIREMENTS FOR PHOENIX POINT-OF-SALE:
CATEGORY 6 NETWORK CABLING (CAT 6) TO SUPPORT GIGABIT (1000T) NETWORK (OR CAT 5E) MUST BE IN PLACE AND TERMINATED AT YOUR LOCATION PRIOR TO EQUIPMENT INSTALLATION.

THE NETWORK SWITCH/ROUTER IS THE CENTRAL LOCATION FOR ALL CABLING.

INDIVIDUAL NETWORK CABLE MUST BE RUN FOR EACH WORKSTATION, SERVER, KPS UNITS, CALLER ID AND ALL POS PRINTERS AND LABEL PRINTER TO THE ROUTER.

THE PHONE LINES FOR THE CALLER ID BOX MUST BE ANALOG LINES AND SHALL BE INSTALLED BY THE TELEPHONE OR LOW VOLTAGE WIRING CONTRACTOR. THE LINES NEED TO CONNECT TO THE CALLER ID BOX PROVIDED BY FIREFLY. A NETWORK CABLE MUST BE RUN FROM THE CALLER ID BOX TO THE NETWORK SWITCH. THIS BRINGS CALLER ID INFORMATION TO THE PHOENIX POINT-OF-SALE SYSTEM.

ELECTRICAL REQUIREMENTS FOR PHOENIX POINT-OF-SALE:
THESE REQUIREMENTS MUST BE IN PLACE BEFORE THE INSTALLER ARRIVES. THESE ELECTRICAL REQUIREMENTS MUST BE FULFILLED IN ORDER TO VALIDATE THE EQUIPMENT WARRANTY!

- DEDICATED ELECTRICAL CIRCUITS ARE REQUIRED FOR THE PHOENIX SYSTEM. THESE CIRCUITS ARE TO BE USED EXCLUSIVELY FOR THE COMPUTERS, PRINTERS AND OTHER APPROVED ELECTRONIC DEVICES.
- THE OUTLETS MUST BE ISOLATED AND HAVE ISOLATED 3RD WIRE GROUND. THE STANDARD PRACTICE IS TO MAKE THESE OUTLETS ORANGE IN COLOR TO INDICATE THAT THEY ARE ISOLATED/GROUNDED.
- A MINIMUM OF ONE 20 AMP BREAKER FOR THE SERVER, 1ST WORKSTATION, BATTERY BACK UP, AND LASER PRINTER. AN ADDITIONAL 20 AMP BREAKER IS REQUIRED FOR EVERY 3 ADDITIONAL WORKSTATIONS.
- EACH TERMINAL REQUIRES 1 OUTLET (A BATTERY BACK UP OR SURGE STRIP WILL BE USED).
- KITCHEN PRINTERS MUST BE INCLUDED ON THE DEDICATED CIRCUIT AND WILL REQUIRE AN OUTLET IF NOT NEAR A TERMINAL.
- FAX MACHINES, TELEPHONES, AND OTHER TECHNOLOGY EQUIPMENT CAN BE USED ON THIS DEDICATED CIRCUIT ALSO, BUT NOTHING WITH A MOTOR OR A COMPRESSOR.

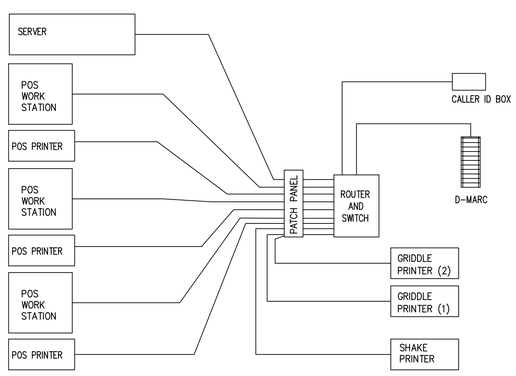

POS CABELING AND ELECTRICAL REQUIREMENTS

POS WIRING DIAGRAM 8
NOT TO SCALE

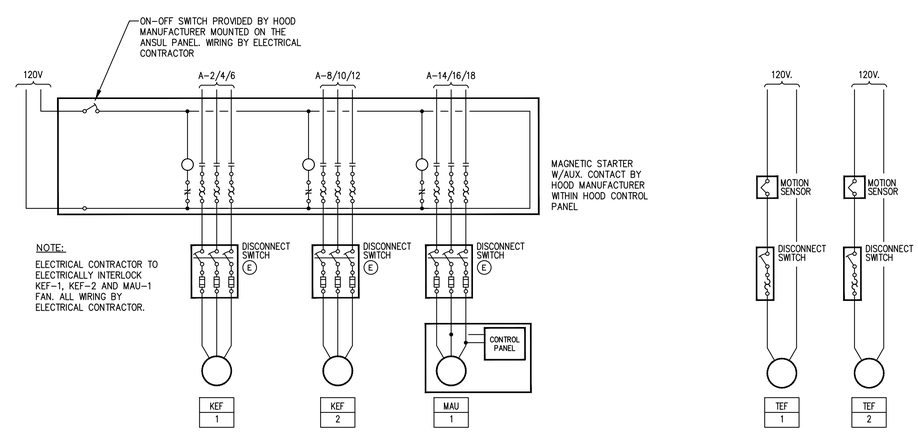

NOTE:
ELECTRICAL CONTRACTOR TO ELECTRICALLY INTERLOCK KEF-1, KEF-2 AND MAU-1 FAN. ALL WIRING BY ELECTRICAL CONTRACTOR.

(E) INDICATES PROVIDED AND INSTALLED BY ELECTRICAL CONTRACTOR

EXHAUST & MAKE-UP AIR INTERLOCK WIRING DIAGRAM 9
NTS

ENGINEER:
BRIAN EDWARD CHANDLER, PE
1431 GREENWAY DRIVE
SUITE 510
IRVING, TX 75038
PHONE 972.870.1288
E-MAIL bchandler@idstudio4.com

CLIENT:
ELEVATION FRANCHISE VENTURES
4100 NORTH FAIRFAX DR. STE 730
ARLINGTON, VA 22203
703.243.7894
www.elevationburger.com

STATE OF MAINE
BRIAN E. CHANDLER
No. 12179
LICENSED PROFESSIONAL ENGINEER

11/18/2013

ELEVATION BURGER

205 COMMERCIAL ST.
PORTLAND, ME 04101

CLIENT: BETTER BURGER OLD PORT, LLC
ONE LONG WHARF
PORTLAND, ME 04101

DATE	DESCRIPTION
11/18/13	PERMIT ISSUE

DATE	DESCRIPTION

SHEET TITLE:
ELECTRICAL DETAILS

SHEET NUMBER:
E2.2

PROJECT NUMBER:
EVB130001