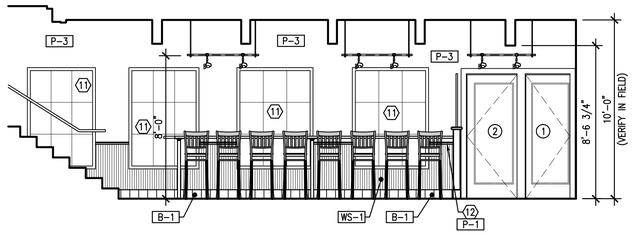

ELEVATION 1/4"=1'-0" **1**

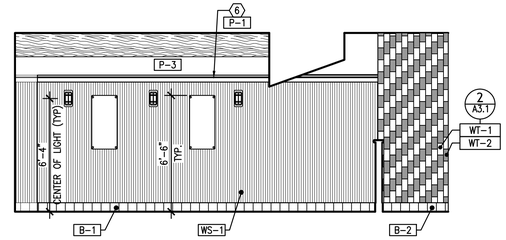

ELEVATION 1/4"=1'-0" **2**

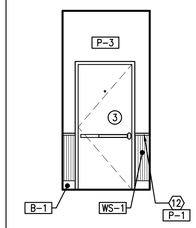

ELEVATION 1/4"=1'-0" **3**

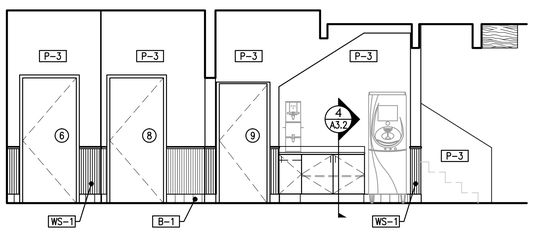

ELEVATION 1/4"=1'-0" **4**

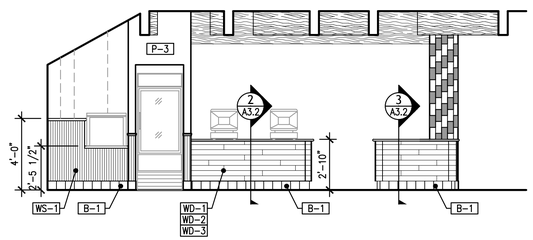

ELEVATION 1/4"=1'-0" **5**

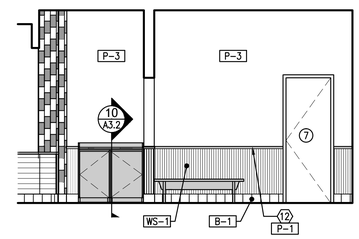

ELEVATION 1/4"=1'-0" **6**

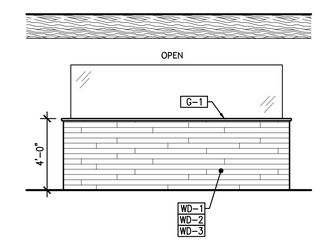

ELEVATION 1/4"=1'-0" **7**

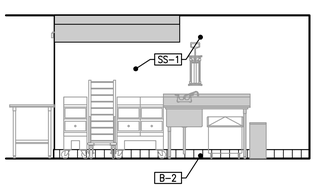

ELEVATION 1/4"=1'-0" **8**

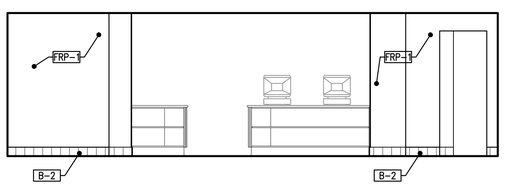

ELEVATION 1/4"=1'-0" **9**

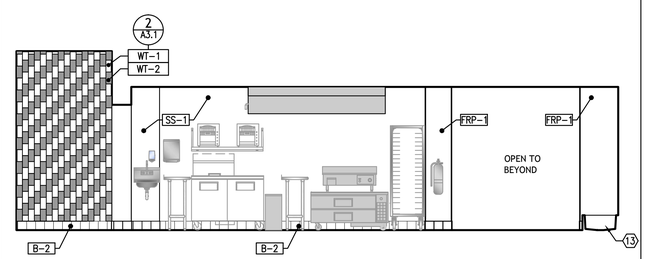

ELEVATION 1/4"=1'-0" **10**

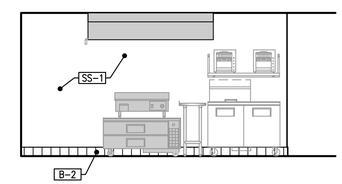

ELEVATION 1/4"=1'-0" **11**

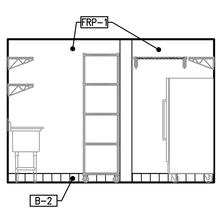

ELEVATION 1/4"=1'-0" **12**

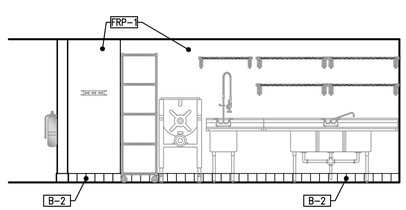

ELEVATION 1/4"=1'-0" **13**

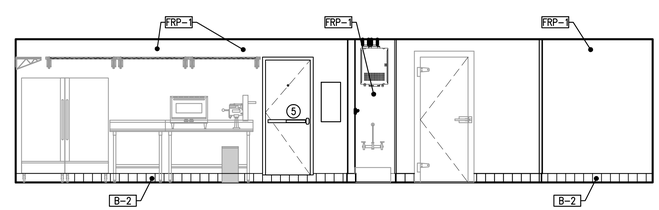

ELEVATION 1/4"=1'-0" **14**

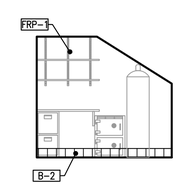

ELEVATION 1/4"=1'-0" **15**

KEY PLAN - FIRST FLOOR

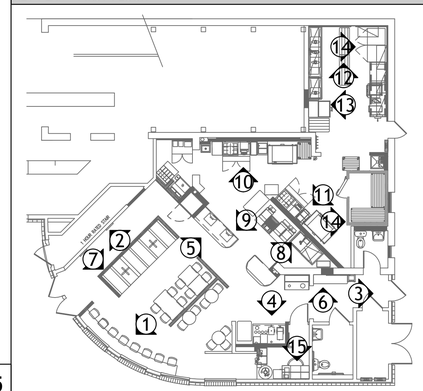

GENERAL NOTES	
1	ALL MOUNTING HEIGHTS SHALL COMPLY WITH ALL LOCAL AND STATE ADA, AND BUILDING CODE'S RESTRICTIONS AND REQUIREMENTS.
2	THE GC SHALL INSTALL ALL SOAP AND PAPER TOWEL DISPENSERS, IN THE KITCHEN AREA, AS FOLLOWS: SOAP DISPENSERS SHALL BE LOCATED DIRECTLY OVER THE SINK AND PAPER TOWEL DISPENSERS SHALL BE LOCATED TO THE RIGHT SIDE OF THE SINK, WITHIN REACHING DISTANCE, BUT NOT DIRECTLY OVER THE SINK.
3	ALL UNUSED PAINT SHALL BE CLEARLY LABELED AND ADEQUATELY PACKAGED FOR STORAGE. CONTRACTOR SHALL DELIVER ALL UNUSED PAINT AND FINISH MATERIAL TO OWNER.
4	REFER TO SCHEDULES FOR ADDITIONAL INFORMATION ON WALL AND DOOR FINISHES.
5	ALL FRP SHALL BE INSTALLED WITH STANDARD TRIM PIECES.
6	ALL PARTITIONS & DOOR FRAMES WILL RECEIVE AT LEAST TWO COATS OF PAINT. AT ACCENT WALLS OF A DARK COLOR PROVIDE A TINTED BASE COAT FOLLOWED BY TWO FINISH COATS. SEE THE DOOR SCHEDULE FOR THE DOOR FINISH.
7	ALL FINISHES SHALL COMPLY WITH THE FLAME SPREAD AND SMOKE GENERATED RATINGS.
8	ALL GWB BOX OUTS, SURFACE MOUNTED RACEWAYS ETC SHALL BE PAINTED SAME AS THE ADJACENT WALL FINISH.

KEY NOTES	
1	MENU BOARD BY VENDOR, GC TO INSTALL. VERIFY MOUNTING HEIGHT WITH OWNER.
2	ART WORK, BY VENDOR, GC TO INSTALL, CONTACT CORPORATE FOR ART WORK INFORMATION.
3	MILLWORK, BY MILLWORK VENDOR. – SEE SHEET A3.2 AND MILLWORK SHOP DRAWINGS.
4	STAINLESS STEEL EXHAUST HOOD BY CAPTIVE AIRE
5	WALL SCONCE RE: ELECTRICAL
6	CROWN MOLDING, REFER TO 5/A3.2
7	ELECTRICAL PANELS – SEE ELECTRICAL DRAWINGS
8	FUTURE TOASTER OVEN – GC TO PROVIDE ADDITIONAL ELECTRICAL TO ACCOMMODATE FUTURE TOASTER OVEN
9	18" STAINLESS STEEL SPLASH GUARD WELDED TO TOP OF SINK
10	MOUNT TIMER ON SIDE OF HOOD, OPPOSITE POTATO SINK AND OPPOSITE DINING AREA.
11	EXISTING STOREFRONT TO REMAIN.
12	CHAIR RAIL, REFER TO 6/A3.2.
13	MOP SINK, REFER TO PLUMBING.

–	FINISH SCHEDULE
FLOORING	
WD–1	BAMBOO CARBONIZED
WD–4	MATCH CARBONIZED
CT–1	PORCELAIN OCEAN
QT–1	QUARRY GREY
BASE	
B–1	6x12 COVE
B–2	6x6 QUARRY BASE
WALLS AND WAINSCOT	
WD–1	BAMBOO CARBONIZED
WD–2	BAMBOO DARK NATURAL
WD–3	BAMBOO TEAK
WT–1	3x6 TILE ELEVATION SKY
WT–2	3x6 TILE ELEVATION BLUEBERRY
WT–3	2x6 TILE ELEVATION WHITE
SS–1	STAINLESS STEEL PANELS
FRP–1	MARLITE
MS–1	WAINSCOT
CEILING	
C–1	GYP BOARD
C–2	2'x4' VINYL FACED LAY–IN CEILING
C–3	STAIN PROVENCE BLUE
C–4	2'x2" TINCRAFT
C–5	TECTUM CLOUD
PAINT	
P–1	STOCK WHITE
P–2	SOFT JAZZ
P–3	MONROE BISQUE
P–4	VERO BEACH TAN
P–5	BOLD BLUE
MISC. INTERIOR	
ST–1	STAIN WALNUT
G–1	GRANITE

ARCHITECT:
THOMAS A. EDSON, RA
1431 GREENWAY DRIVE
SUITE 510
IRVING, TX 75038
PHONE 972.870.1288

CLIENT:
ELEVATION FRANCHISE VENTURES
4100 NORTH FAIRFAX DR. STE 730
ARLINGTON, VA 22203
703.243.7894
www.elevationburger.com

LICENSED ARCHITECT THOMAS A. EDSON 6220 STATE OF MAINE

11/18/2013

ELEVATION BURGER

205 COMMERCIAL ST.
PORTLAND, ME 04101

CLIENT: BETTER BURGER OLD PORT, LLC
ONE LONG WHARF
PORTLAND, ME 04101

DATE	DESCRIPTION
11/18/13	PERMIT ISSUE

△	DATE	DESCRIPTION

SHEET TITLE:

INTERIOIR ELEVATIONS - FIRST FLOOR

SHEET NUMBER:

A2.1

PROJECT NUMBER:

EVB130001

Z:\Elevation Burger\EVB130001 – Portland , ME\3_Construction Documents\3.2_Drawings\3.2.3_Architecture\A2-1 Interior Elevations.dwg -- JD Studio 4, LLC -- Tonio Inigo -- Monday, November 18, 2013 5:13:05 PM