

City of Portland, Maine - Building or Use Permit Application
 389 Congress Street, 04101 Tel: (207) 874-8703, Fax: (207) 874-8716

Permit No: 06-0904	Issue Date: JUL 19 2006	CBL: 032 V001001
Owner Address: 10 DANA ST. STE 300	CITY OF PORTLAND 1039 Riverside St. Suite 11 Portland 2077976066	
Contractor Name: HardyPond Construction	Contractor Address: 1039 Riverside St. Suite 11 Portland 2077976066	Phone: 2077976066
Permit Type: <i>Signs</i> - Permanent	Zone: <i>B-3</i>	

Location of Construction: 10 DANA ST	Owner Name: 10 DANA STREET LLC
Business Name:	Contractor Name: HardyPond Construction
Lessee/Buyer's Name	Phone:
Past use: Commercial	Proposed Use: Commercial install two 2.5'x3.5' signs to bldg
install two 2.5'x3.5' signs to bldg	

Permit Fee:	Cost of Work: \$0.00	CEO District: 1
FIRE DEPT: <input type="checkbox"/> Approved <input type="checkbox"/> Denied	INSPECTION: Use Group: <i>B</i> Type: <i>Sign</i>	Signature: <i>AMB 7/19/06</i>
Action: <input type="checkbox"/> Approved <input type="checkbox"/> Approved w/Conditions <input type="checkbox"/> Denied		
Signature:		Date:

Permit Taken By: dmartin	Date Applied For: 06/16/5006	Zoning Approval	
-----------------------------	---------------------------------	------------------------	--

1. This permit application does not preclude the Applicant(s) from meeting applicable State and Federal Rules. 2. Building permits do not include plumbing, septic or electrical work. 3. Building permits are void if work is not started within six (6) months of the date of issuance. False information may invalidate a building permit and stop all work..	Special Zone or Reviews <input type="checkbox"/> Shoreland <input type="checkbox"/> Wetland <input type="checkbox"/> Flood Zone <input type="checkbox"/> Subdivision <input type="checkbox"/> Site Plan Maj <input type="checkbox"/> Minor <input type="checkbox"/> MM <input type="checkbox"/> Date: <i>7/3/06</i>	Zoning Appeal <input type="checkbox"/> Variance <input type="checkbox"/> Miscellaneous <input type="checkbox"/> Conditional Use <input type="checkbox"/> Interpretation <input type="checkbox"/> Approved <input type="checkbox"/> Denied Date:	Historic Preservation <input type="checkbox"/> Not in District or Landmark <input type="checkbox"/> Does Not Require Review <input type="checkbox"/> Requires Review <input type="checkbox"/> Approved <input checked="" type="checkbox"/> Approved w/Conditions <input type="checkbox"/> Denied <i>to DA</i> Date: <i>7/2/06</i> <i>D. Andrew B</i>
--	--	--	--

CERTIFICATION

I hereby certify that I **am** the owner of record of the named property, or that the proposed work is authorized by the owner of record and that I have been authorized by the owner to make this application **as** his authorized agent and I agree to conform to all applicable laws of this jurisdiction. In addition, if a permit for work described in the application is issued, I certify that the code official's authorized representative shall have the authority **to** enter all areas covered by such permit at any reasonable hour to enforce the provision of the code(s) applicable to such permit.

SIGNATURE OF APPLICANT	ADDRESS	DATE	PHONE
RESPONSIBLE PERSON IN CHARGE OF WORK, TITLE		DATE	PHONE

DISPLAY THIS CARD ON PRINCIPAL FRONTAGE OF WORK

CITY OF PORTLAND

BUILDING INSPECTION

PERMIT

Please Read Application And Notes, If Any, Attached

PERMIT ISSUED JUL 19 2006 CITY OF PORTLAND

Permit Number: 060904

This is to certify that 10 DANA STREET LLC / Eddy Pond Construction

has permission to install a 1.5'x3.5' sign to bldg

AT 10 DANA ST

032 V001001

provided that the person or persons firm or person accepting this permit shall comply with all of the provisions of the Statutes of Maine and of the Ordinances of the City of Portland regulating the construction, maintenance and use of buildings and structures, and of the application on file in this department.

Apply to Public Works for street line and grade if nature of work requires such information.

ification of inspection must be given and when permission procured before this building or part thereof is occupied or services closed-in. 4 OUR NOTICE REQUIRED.

A certificate of occupancy must be procured by owner before this building or part thereof is occupied.

OTHER REQUIRED APPROVALS

Fire Dept. Health Dept. Appeal Board Other Department Name

Signature: Jamie Louka 7/18/06 Director - Building & Inspection Services

PENALTY FOR REMOVING THIS CARD

City of Portland, Maine - Building or Use Permit

389 Congress Street, 04101 Tel: (207) 874-8703, Fax: (207) 874-8716

Permit No: 06-0904	Date Applied For: 06/16/5006	CBL: 032 V001001
-----------------------	---------------------------------	---------------------

Location of Construction: 10 DANA ST	Owner Name: 10 DANA STREET LLC	Owner Address: 10 DANA ST. STE 300	Phone:
Business Name:	Contractor Name: HardyPond Construction	Contractor Address: 1039 Riverside St Suite 11 Portland	Phone (207) 797-6066
Lessee/Buyer's Name	Phone:	Permit Type: signs - Permanent	

Proposed Use: Commercial install two 2.5'x3.5' signs to bldg	Proposed Project Description: install two 2.5'x3.5' signs to bldg
---	--

Dept: Historical **Status:** Approved with Conditions **Reviewer:** Deborah Andrews **Approval Date:** 07/07/2006

Note: Ok to Issue:

1) * Lighting for sign to be mounted on sign bracket, not on building.

Dept: Zoning **Status:** Approved **Reviewer:** Marge Schmuckal **Approval Date:** 07/03/2006

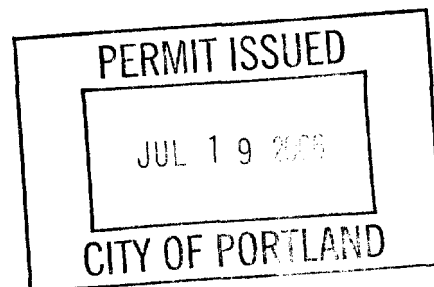
Note: needs to pay correct amount for two signs - only paid for one undersized sign **Ok to Issue:**

Dept: Building **Status:** Approved with Conditions **Reviewer:** Jeanine Bourke **Approval Date:** 07/19/2006

Note: Ok to Issue:

1) Signage Installation to comply with Chapter 31 of the IBC 2003 building code.

2) Separate permits are required for any electrical installations.





Signage/Awning Permit Application

If you or the property owner owes real estate or personal property taxes or user charges on any property within the City, payment arrangements must be made before permits of any kind are accepted.

Location/Address of Construction: <u>10 DANA STREET / WHARF STREET, PORTLAND</u>		
Tax Assessor's Chart# <u>32</u>	Block & Lot <u>✓</u> <u>CO1</u>	Owner: <u>10 Dana L.L.C</u> <u>Vignola Rest. Dankov</u>
Lessee/Buyer's Name (If Applicable)		Telephone: <u>691-2698</u> <u>Jeff Frey cell</u>
Contractor name, address & telephone: <u>Hardy Pond Construction</u> <u>1039 Riverside St.</u> <u>Portland Me 04103</u>		Total s.f. of signage x \$2.00 Per s.f. plus \$30.00/\$65.00 For H.D. signage= Total <u>57</u> Fee: \$65.00 \$100.00 Awning Fee= cost of work _____ Total Fee: \$ _____

Who should we contact when the permit is ready: Jeffrey Frey phone: 691-2698

Tenant/allocated building space frontage (feet): Length: 34' scaled x 27' = 78' MAX Height: _____
 Lot Frontage (feet) 112' Single Tenant or Multi Tenant Lot MULTI

Current Specific use: _____
 If vacant, what was prior use: MERCANTILE
 Proposed Use: RESTAURANT

Information on proposed sign(s):
 Freestanding (e.g., pole) sign? Yes ___ No ___ Dimensions proposed: _____ Height from grade: _____
 Bldg. wall sign? (attached to bldg) Yes ✓ No ___ Dimensions proposed: 36" x 42"


Proposed awning? Yes ___ No ___ Is awning backlit? Yes ___ No ___
 Height of awning: _____ Length of awning: _____ Depth: _____
 Is there any communication, message, trademark or symbol on it? Yes ___ No ___
 If yes, total s.f. of panels w/communications, message, trademark or symbol: _____ s.f.

Information on existing and previously permitted sign(s):
 Freestanding (e.g., pole) sign? Yes ___ No ___ Dimensions: _____
 Bldg. wall sign? (attached to bldg) Yes ✓ No ___ Dimensions: _____
 Awning? Yes ___ No ___ Sq. ft. area of awning w/communication: _____

2 Signs Proposed
2.5 x 3.5 = 8.75'
17.5' total

A site sketch and building sketch showing exactly where existing and new signage is located must be provided.
 Sketches and/or pictures of proposed signage and existing building are also required.

"Please submit all of the information outlined in the Sign/Awning Application Checklist. Failure to do so may result in the automatic denial of your permit."



In order to be sure the City fully understands the full scope of the project, the Planning and Development Department may request additional information prior to the issuance of a permit. For further information visit us on-line at www.portlandmaine.gov, stop by the Building Inspections office, room 315 City Hall or call 874-8703

I hereby certify that I am the Owner of record of the named property, or that the owner of record authorizes the proposed work and that I have been authorized by the owner to make this application as his/her authorized agent. I agree to conform to all applicable laws of this jurisdiction. In addition, if a permit for work described in this application is issued, I certify that the Code Official's authorized representative shall have the authority to enter all areas covered by this permit at any reasonable hour to enforce the provisions of the codes applicable to this permit.

Signature of applicant: <u>[Signature]</u>	Date: <u>6/16/06</u>
--	----------------------

CS



Signage/Awning Permit Application Checklist

All of the following information is required and must be submitted. Checking off each item as you prepare your application package will ensure your package is complete and will help to expedite the permitting process.

- Certificate of Liability listing the City as additional insured if any portion of the sign abuts or encroaches on any public right of way, or can fall into any public right of way.
- Letter of permission from the owner indicating the permissions granted and **the** tenant/space building frontage.
- A sketch plan of lot indicating location of buildings, driveways and any abutting streets or rights of way, lengths of building frontages, street frontages and all existing setbacks. Please indicate on the plan **all** existing and proposed signs with their dimensions and specific locations. Be sure to include distance from the ground and building façade dimensions for any signage attached to the building.
- A sketch or photo of any proposed sign(s) indicating content, dimensions, materials, source of illumination, construction method as well as specifics of installation/attachment.
- Certificate of flammability required for awning or canopy.
- A UL# is required for lighted signs at the time of final inspection.
- Pre-application questionnaire completed and attached.
- Photos of existing signage
- Details for sign fastening, attachment or mounting in the ground.

Permit fee for signage or awning-with-signage: **\$30.00 plus \$2.00 per square foot of sign.**

Permit fee for awning-without-signage is based on cost of work:
\$30.00 for the first \$1,000.00, \$9.00 per additional \$1,000.00 of cost.

Base application fee for **m y** Historic District signage is **\$65.00.**



Sidewalk Signs

Design, Location and Construction Standards

Quantity

One sign per establishment for each street frontage having a public entrance, provided that all dimension and location standards are met. When standards would not otherwise permit a sign, a sign may consist of multiple listings.

Sign Dimensions

Single Listing: Maximum width is 24 inches or such lesser width sufficient to retain 4 ½ feet of unobstructed sidewalk width perpendicular to major flows. Maximum height is 40 inches to top of sign in place. Minimum height is 30 inches to top of sign in place.

Multiple Listings: Maximum width is 30 inches or such lesser width sufficient to retain 4 ½ feet of unobstructed sidewalk width perpendicular to major flows. Maximum height is 40 inches to top of sign in place. Minimum height is 30 inches to top of sign in place.

Location

Minimum distance between signs is 20 feet. Maximum distance of sign from public entrance of advertiser is 20 feet. The City may vary these distances for exceptional physical circumstances where public safety and streetscape aesthetics will be maintained. However, under no circumstances shall signs obstruct vehicular stops, benches, fire hydrants or other street visual amenities. Signs shall be located near the curb rather than the building face.

Materials and Graphics

All signs shall be of an A-frame type design, shall be constructed of durable, weather-resistant materials and finish, shall have no moving parts and shall be non-electrified. All signs shall be maintained in a clean and original appearance. Sign materials, graphics and finish shall be of a unified design and shall be compatible with the local streetscape. All signs shall have horizontal braces spanning each side of the sign to assure rigid support. Lettering shall be legible and consistent.

Sign Removal

All signs shall be removed when the business is closed or while any snow or ice exists on the walk within eight feet of the sign in any direction.

Insurance

No permit shall be issued unless the applicant has posted in advance with the City a Certificate of Liability listing the City as additional insured in the amount of \$400,000.00.

Enforcement

If the sign does not conform to the standards outlined, the permit may be revoked and once the owner has been notified, the sign could be removed.

To apply for a sign permit, stop by the Inspections Division, Portland City Hall, 389 Congress Street, room 315 with:

- Certificate of liability insurance
- Drawing of sign showing dimensions and design work
- Payment of fees: \$30.00 plus \$2.00 per s.f. of signage
- Complete application with pre-application questionnaire and checklist complete



1/4" thick Stainless Steel letters, standing off of surface 3/16"

NOTE:
Sign is double sided

3/4" X 2 1/4" Mahogany frame, painted Benjamin Moore 2116-20

3/4" Marine grade plywood, painted Benjamin Moore 2116-20




Building Entrances

Alleys

Parking Areas

Service Areas

Loading Docks



LOWO

FL

Specifications



Certifications The fixture shall be ETL and CETL listed for wet location and have a protection rating of IP65, dust-tight and jet-water proof.

Housing The housing shall be constructed of die cast aluminum

Fitters The wall mounting plate and spike attachments shall be constructed of die cast aluminum.
The extension arm shall be of extruded aluminum.

Lens The lens shall be clear tempered safety glass.

Hardware All exposed hardware shall be stainless steel.

Finish BK-BZ-WH-GR-GY-NA baked enamel standard, other colors available

PROJECT
FIXTURE TYPE
CATALOG#

2930 South Fairview Street
 Santa Ana, CA 92704
 Phone: 714 668 3660
 Fax: 714668 1107
 allighting@earthlink.net
 http://www.allighting.com

FL-100

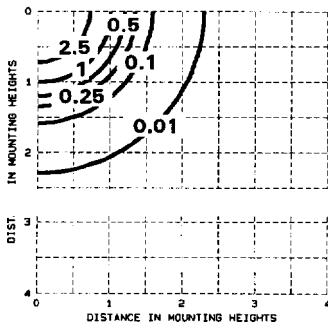
Product Order Guide

Series	Max Watts	Lamp Type	Voltage'	Finish'	Options
FL-100	100 T4	T4mini	120	BK Black	WM Wall Mount
	50 LV	MR-16	120/12	BZ Bronze	SM ² Spike Mount
	75 INC	PAR20(short)	120	WH White	L Louver
	35 MH	PAR20(short)	120/1277	GR Green	V Visor
				NA Natural Aluminum	C Color Filter
				GY Gray	P Prismatic Glass
				CC Custom Color	JM 1/2" NPT Mount
					SR Spot Reflector
					FR29 Flood Reflector 29 degree
					FR43 Flood Reflector 43 degree
					EX Extension Arm

- 1 Consult factory for other colors and voltages
 2 SM option (low voltage only)

Example: FL-100-50T4-120-BK-L

Photometric Data

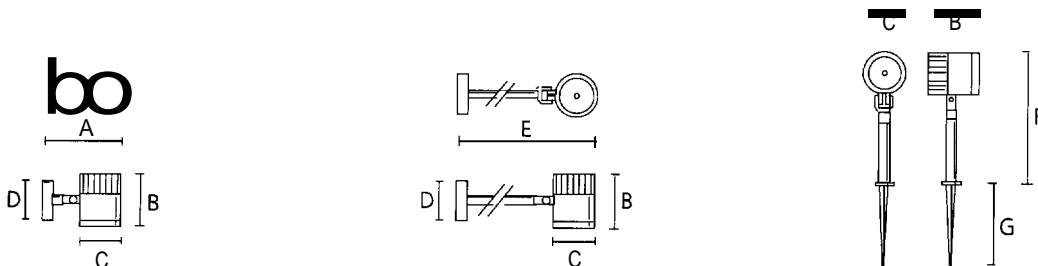


FL-100-75T4-WM

1,050 Lumens
 8.0 ft Mounting Height
 ISOLUX Curves - value in initial footcandles

Luminaire Dimensions

FL-100	A		B		C		D		E		F		G		Weight	
	Inch	mm	Inch	mm	Inch	mm	Inch	mm	Inch	mm	Inch	mm	Inch	mm	lbs.	kg
WM	10.24	260	6.30	160	4.96	126	4.72	120							6.4	2.9
EX			6.30	160	4.96	126	4.72	120	41.73	1060					9.1	4.1
SM			6.30	160	4.96	126					15.35	390	9.84	250	7.6	3.4



FL