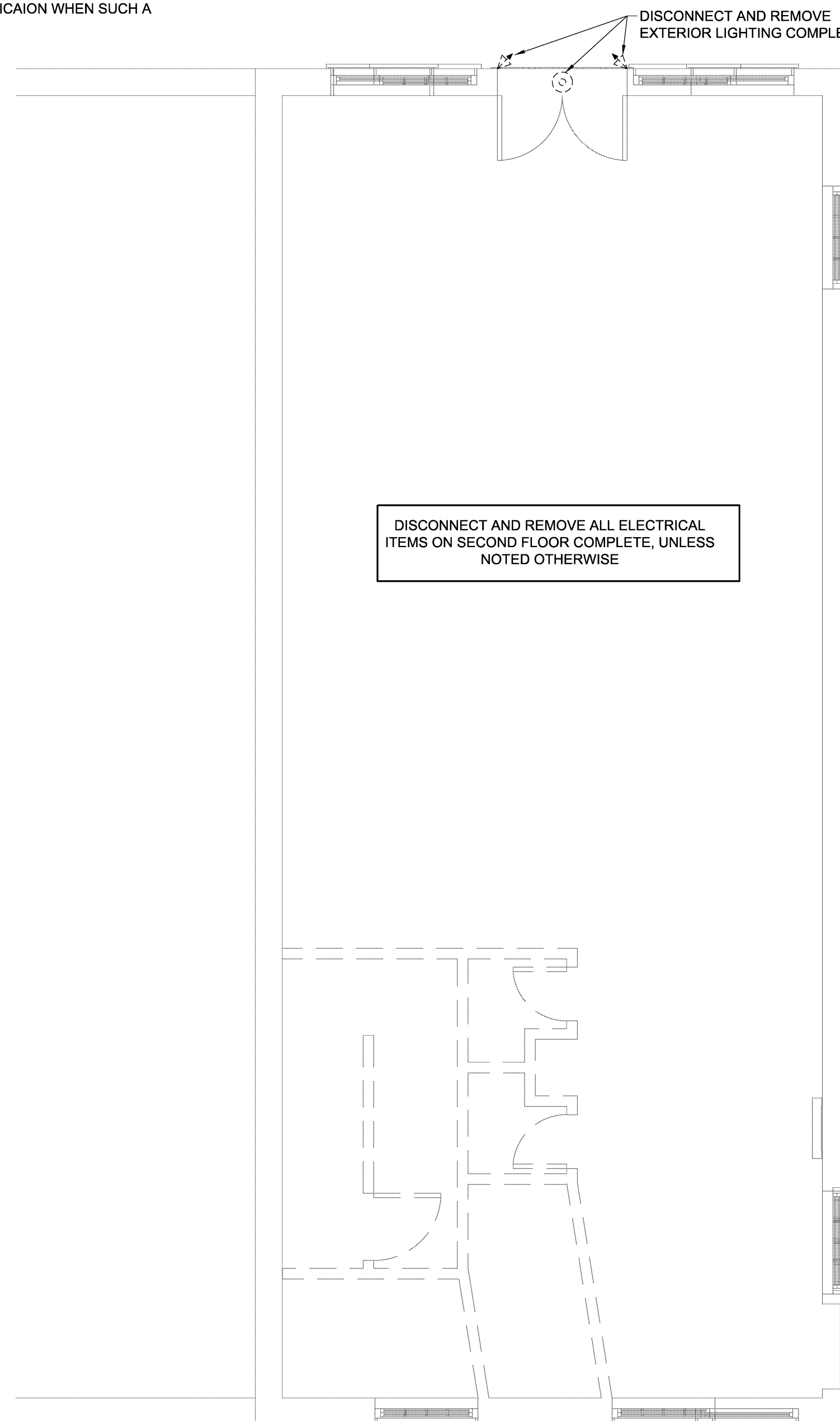

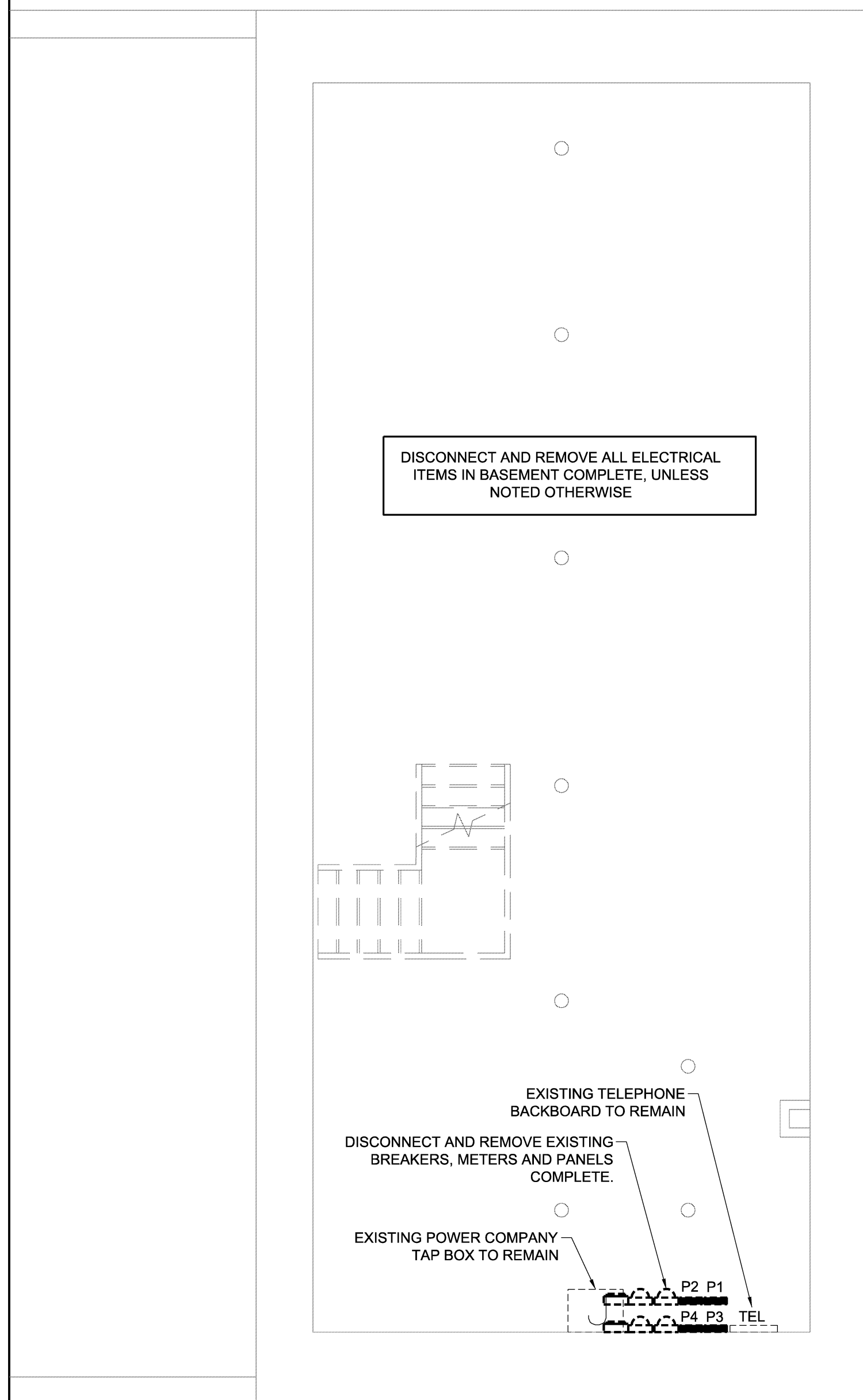


**DEMOLITION NOTES:**

- ELECTRICAL INDICATED IS AS GENERALLY FOUND (MAY 2013). THE INTENT OF THE EXISTING CONDITIONS PLANS IS TO DOCUMENT EXISTING CONDITIONS. HOWEVER, ALL ELECTRICAL DEVICES MAY NOT NECESSARILY BE INDICATED ON THE DRAWINGS. FIELD VERIFY AND ADJUST WORK TO SUIT ALL FOUND.
- REFER TO NON-DEMO PLANS TO DETERMINE EXTENT OF WORK IN EACH AREA. INCLUDING WHETHER DEVICES ARE TO REMAIN, BE REMOVED, REPLACED, ETC... EXCEPT AS NOTED, GENERALLY THE INTENT IS THAT IF EXISTING DEVICES ARE SHOWN ON THE EXISTING CONDITIONS PLANS AND NEW DEVICES ARE SHOWN ON THE NON-DEMO PLANS THEN EXISTING DEVICES ARE TO BE REMOVED. IF EXISTING DEVICES ARE SHOWN ON BOTH THEN DEVICES ARE TO REMAIN.
- ALL EXISTING ITEMS INTENDED FOR REMOVAL SHALL BE REMOVED WITH ALL ASSOCIATED HARDWARE INCLUDING, BUT NOT LIMITED TO: CONDUIT, BOXES, WIRING, CABLES, HANGERS, ETC...
- COORDINATE WITH MECHANICAL AND PLUMBING DRAWINGS FOR MECHANICAL AND PLUMBING EQUIPMENT TO BE REMOVED. REMOVE ALL ASSOCIATED CONDUIT, BOXES, WIRING, ETC...
- CONDUIT IN GOOD CONDITION AND PROPERLY LOCATED MAY BE REUSED WHERE APPLICABLE. UNLESS NOTED OTHERWISE.
- IN AREAS NOT RENOVATED BY THIS CONTRACT VERIFY THAT ELECTRICAL POWER, LIGHTING AND SYSTEMS ARE NOT AFFECTED BY THE ALTERATIONS. PROVIDE ALL WORK AS REQUIRED TO MAINTAIN POWER AND PROPER OPERATION OF SYSTEMS.
- PROVIDE WORK REQUIRED TO MAINTAIN EXISTING COMMUNICATIONS CABLING SERVING PORTIONS OF THIS BUILDING THAT IS NOT PART OF THIS RENOVATION OR PHASE OF WORK.

**GENERAL NOTES**


- ALL WORK SHALL BE PERFORMED IN ACCORDANCE WITH THE LATEST EDITION OF NFPA 70, NATIONAL ELECTRICAL CODE (NEC), OSHA REGULATIONS, AS WELL AS APPLICABLE REGULATIONS OF THE PERTINENT FEDERAL, STATE, COUNTY, AND CITY AGENCIES. PROVIDE MATERIALS AND EQUIPMENT THAT COMPLY WITH ANSI, IEEE, IES, AND NEMA STANDARDS. WHERE APPLICABLE, PROVIDE ONLY MATERIALS THAT ARE U.L. LISTED AND LABELED.
- THE ELECTRICAL SUBCONTRACTOR SHALL VISIT THE SITE AND INSPECT EXISTING CONDITIONS, SERVICES, CONDUITS, SPATIAL CONSIDERATIONS AND ALL OTHER PERTINENT CONDITIONS TO FULLY FAMILIARIZE THEMSELVES WITH CONDITIONS TO BE ENCOUNTERED IN THE PERFORMANCE OF THIS WORK. THE ELECTRICAL SUBCONTRACTOR SHALL COORDINATE THIS WORK WITH THE GENERAL CONTRACTOR DURING CONSTRUCTION. FAILURE TO DO SO WILL NOT RELIEVE THE ELECTRICAL SUBCONTRACTOR OF THE RESPONSIBILITY FOR FULL COMPLETION OF THE WORK IN ACCORDANCE WITH APPLICABLE DRAWINGS AND SPECIFICATIONS. VERIFY EXISTING SYSTEMS THAT WILL BE UTILIZED FOR CONNECTION TO THE NEW SYSTEM. IF DISCREPANCIES EXIST BETWEEN THE CONTRACT DRAWINGS AND THE ACTUAL EXISTING CONDITIONS, THE ELECTRICAL SUBCONTRACTOR SHALL NOTIFY THE ENGINEER/OWNER PRIOR TO PROCEEDING WITH THE INSTALLATION.
- CONDUIT RUNS ARE SHOWN DIAGRAMATICALLY. INSTALL CONDUIT WITH A MINIMUM OF BENDS IN THE SHORTEST PRACTICAL DISTANCE CONSIDERING THE BUILDINGS CONSTRUCTION AND OBSTRUCTIONS, EXCEPT WHERE OTHERWISE NOTED.
- ALL MOTOR SAFETY SWITCHES, DISCONNECTS AND MOTOR STARTERS THAT ARE NOT PROVIDED BY OTHER DIVISIONS, SHALL BE PROVIDED BY DIVISION 26, UNLESS SPECIFICALLY NOTED OTHERWISE.
- ALL PENETRATIONS THROUGH FIRE-RATED FLOORS, WALLS AND PARTITIONS SHALL BE SEALED WITH UL APPROVED FIRE SEALANT MATERIAL TO MAINTAIN THE RATING OF THE SEPARATION.
- NOT USED.
- UNLESS OTHERWISE NOTED, WIRING SHALL BE #12 AWG CONDUCTORS & #12 GND. HOMERUNS FED FROM 20A, SINGLE POLE CIRCUITS IN EXCESS OF 100 FEET SHALL BE #10 AWG UNLESS INDICATED OTHERWISE. INSULATION TYPE SHALL BE THHN/TW/WHN, 75 DEG. C, AND 600V CLASS UNLESS SPECIFIED OTHERWISE.
- FLEXIBLE CONNECTIONS TO MOTORS SHALL BE FLEXIBLE LIQUID TIGHT CONDUIT.
- UNLESS OTHERWISE NOTED, ALL WIRING SHALL BE 600V, COPPER WITH THHN-TW/WHN INSULATION.
- ALL GENERAL NOTES, SYMBOLS, LISTS, ABBREVIATIONS AND DETAILS ARE TO BE CONSIDERED APPLICABLE TO ALL ELECTRICAL DRAWINGS FOR THIS PROJECT.
- WHERE A DISCREPANCY OCCURS BETWEEN THE DRAWINGS AND THE SPECIFICATIONS, THE SPECIFICATIONS SHALL PREVAIL. CONTACT THE ENGINEER FOR CLARIFICATION WHEN SUCH A SITUATION OCCURS.
- WHERE MATERIAL IS CALLED OUT IN THE LEGEND BY MANUFACTURER, TYPE OR CATALOG NUMBER, SUCH DESIGNATIONS ARE TO ESTABLISH STANDARDS OR DESIRED QUALITY. ACCEPTANCE OR REJECTION OF THE PROPOSED SUBSTITUTIONS SHALL BE SUBJECT TO THE APPROVAL OF THE OWNER.
- REFER TO ARCHITECTURAL DRAWINGS FOR EXACT LOCATION OF EQUIPMENT, DEVICES, AND FURNITURE REQUIREMENTS, PRIOR TO ROUGHING IN FOR SAME.
- IN AREAS AFFECTED BY THIS RENOVATION, THE ELECTRICAL SUBCONTRACTOR SHALL MAINTAIN CONTINUITY OF EXISTING ELECTRICAL SERVICE.
- PRIOR TO REMOVAL OF EQUIPMENT, THE OWNER WILL INDICATE WHICH EXISTING DEVICES OR MATERIALS SHALL BE SALVAGED AND TURNED OVER FOR STORAGE.
- WHERE EXISTING EQUIPMENT AND DEVICES ARE TO BE RELOCATED, ALL ASSOCIATED WIRING, CONDUIT AND ACCESSORIES SHALL BE EXTENDED, RELOCATED OR REPLACED WHERE REQUIRED.
- WHERE IT IS INDICATED THAT EXISTING WIRING IS TO BE REUSED, THE ELECTRICAL SUBCONTRACTOR SHALL VERIFY THAT THE INTEGRITY OF THE INSULATION IS ADEQUATE FOR REUSE. ALL SUSPECT WIRING SHALL BE REPLACED BY THE SUBCONTRACTOR.



**A1 BASEMENT EXISTING CONDITIONS**  
SCALE: 1/4" = 1'-0"

**A2 FIRST FLOOR EXISTING CONDITIONS**  
SCALE: 1/4" = 1'-0"

**A2 SECOND FLOOR EXISTING CONDITIONS**  
SCALE: 1/4" = 1'-0"



**HARRIMAN**

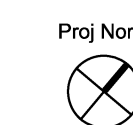
AUBURN PORTLAND MANCHESTER

**GOULD RESTAURANT**

414 FORE STREET  
PORTLAND, ME 04101


Harriman Project No. 12752

Key Plan Proj North

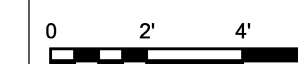


**Issues and Revisions**

Mark	Date	Description
--	05-31-13	ISSUED FOR CONSTRUCTION



Drawing Scales  
1/4" = 1'-0"



PA / PE: JWT © 2013  
Drawn By: DSH Harriman Associates

**ELECTRICAL  
PART PLANS  
EXISTING CONDITIONS**

**E05.1**