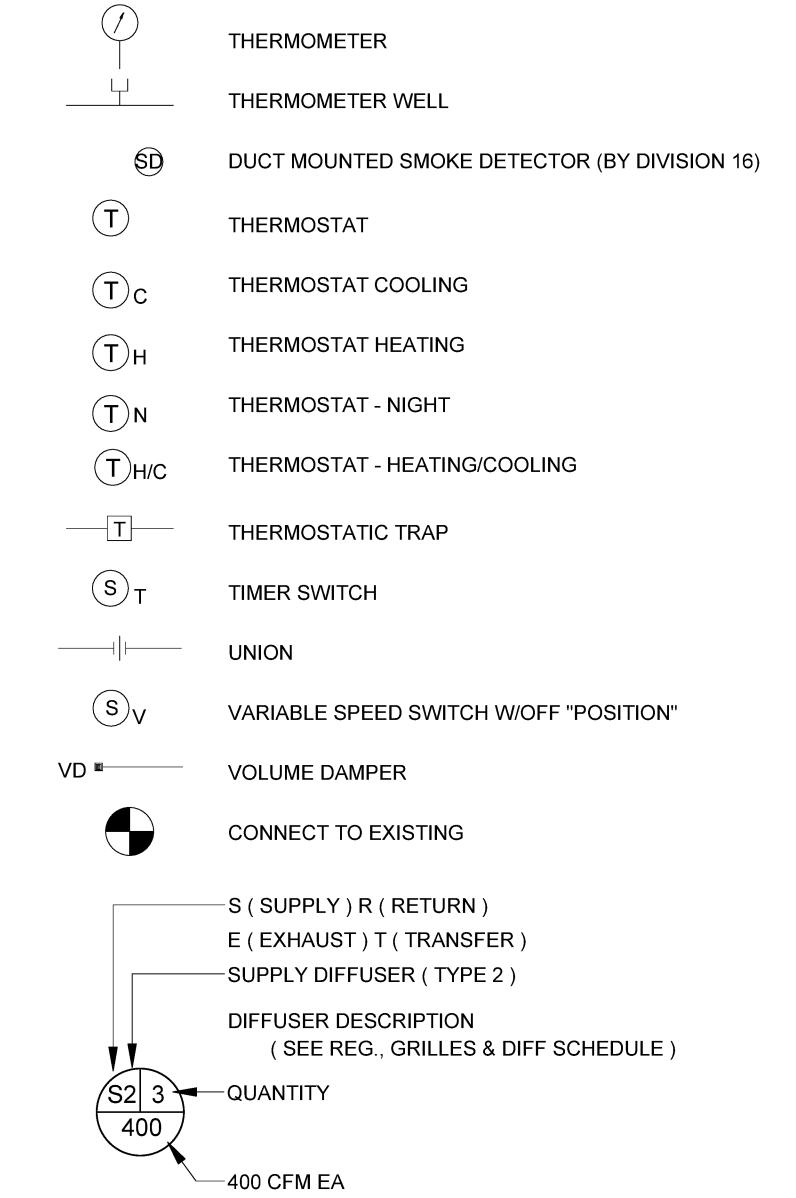
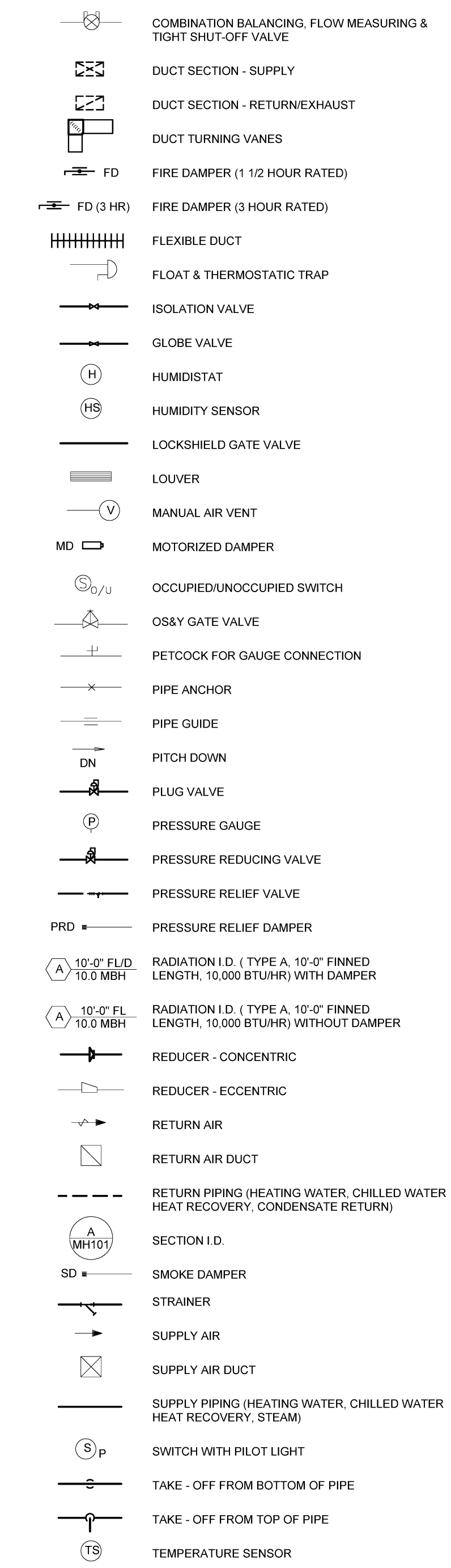


AC	AIR CONDITIONING UNIT	FD	FIRE DAMPER
ACC	AIR COOLED CONDENSER	FL	FINNED LENGTH OF RADIATION
ACCU	AIR COOLED CONDENSING UNIT	FM	FLOW METER
ACV	AUTOMATIC CONTROL VALVE	FOR	FUEL OIL RETURN
AD	ACCESS DOOR	FOS	FUEL OIL SUPPLY
AE	AIR EXTRACTOR	FPT	FREEZE PROTECTION THERMOSTAT
AFF	ABOVE FINISHED FLOOR	FR	FLOOR REGISTER
AFG	ABOVE FINISHED GRADE	FS	FLOW SWITCH
AHU	AIR HANDLING UNIT	F&T	FLOAT & THERMOSTATIC TRAP
ALD	ACOUSTICALLY LINED DUCT	GCR	GRID CORE REGISTER
ATC	AUTOMATIC TEMPERATURE CONTROL	GPM	GALLONS PER MINUTE
BBU	BOILER BURNER UNIT	HC	HEATING COIL
BD	BAROMETRIC DAMPER	HE	HEAT EXCHANGER
BDD	BACKDRAFT DAMPER	HEOV	HOSE END DRAIN VALVE
CBD	COUNTERBALANCED BACKDRAFT DAMPER	HEF	HIGH EFFICIENCY FILTER BANK
CC	COOLING COIL	HPCR	HIGH PRESSURE CONDENSATE RETURN (OVER 30 PSIG)
CD	CEILING DIFFUSER	HPS	HIGH PRESSURE STEAM (OVER 30 PSIG)
CDR	CONDENSATE DRAIN (AHU, FC, ETC.)	HRC	HEAT RECOVERY COIL
CDRP	CONDENSATE DRAIN PUMP (AHU, FC, ETC.)	HRP	HEAT RECOVERY PUMP
CG	CEILING GRILLE	HRR	HEAT RECOVERY RETURN
CFM	CUBIC FEET PER MINUTE	HRS	HEAT RECOVERY SUPPLY
CH	CHILLER UNIT	HUM	HUMIDIFIER
CHWP	CHILLED WATER PUMP	HWP	HEATING WATER PUMP
CHWR	CHILLED WATER RETURN	HWR	HEATING WATER RETURN
CHWS	CHILLED WATER SUPPLY	HWS	HEATING WATER SUPPLY
CO	CLEANOUT	HV	HEATING & VENTILATING UNIT
CPD	CONDENSATE PUMP DISCHARGE	LD	LINEAR DIFFUSER
CR	CONDENSATE RETURN	LG	LINEAR GRILLE
CTE	CONNECT TO EXISTING	LPCR	LOW PRESSURE CONDENSATE RETURN (0-15 PSIG)
CT	COOLING TOWER	LPS	LOW PRESSURE STEAM (0-15 PSIG)
CUH	CABINET UNIT HEATER	LSGV	LOCK SHIELD GATE VALVE
CW	COLD WATER	MANLS	MANUAL CONTROL FROM LIGHT SWITCH
CWP	CONDENSER WATER PUMP	MANVSS	MANUAL CONTROL WITH VARIABLE SPEED SWITCH
CWR	CONDENSER WATER RETURN	MBH	1000 BRITISH THERMAL UNITS PER HOUR
CWS	CONDENSER WATER SUPPLY	MCC	MOTOR CONTROL CENTER
D	CONDENSATE DRAIN	MD	MOTORIZED DAMPER
D&D	DROP AND DRIP	MPCR	MEDIUM PRESSURE CONDENSATE RETURN (16 - 30 PSIG)
DDR	DOUBLE DEFLECTION REGISTER	MPS	MEDIUM PRESSURE STEAM (16 - 30 PSIG)
DEF	DEFLECTION	MS	MAGNETIC STARTER
DHW	DOMESTIC HOT WATER	OA	OUTSIDE AIR
EF	EXHAUST FAN	OED	OPEN ENDED DUCT
EG	EXHAUST GRILLE	OS&Y	OUTSIDE SCREW & YOKE GATE VALVE
ER	EXHAUST REGISTER	PD	PRESSURE DROP
EXH	EXHAUST	PH	PREHEAT COIL
FC	FLEXIBLE CONNECTOR	PRD	PRESSURE RELIEF DAMPER
FCU	FAN COIL UNIT	PRV	PRESSURE REDUCING VALVE

LEGEND

R/D	RADIATION WITH DAMPER
RCHWP	RESET CHILLED WATER PUMP
RCHWR	RESET CHILLED WATER RETURN
RCHWS	RESET CHILLED WATER SUPPLY
REF	RETURN/EXHAUST FAN
RET	RETURN
RF	RETURN AIR FAN
RH	REHEAT COIL
RHWP	RESET HOT WATER PUMP
RHWR	RESET HOT WATER RETURN
RHWS	RESET HOT WATER SUPPLY
RPM	REVOLUTIONS PER MINUTE
RR	RETURN REGISTER
S	SWITCH
SA	SOUND ATTENUATOR
SCV	SELF - CONTAINED CONTROL VALVE
SD	SMOKE DAMPER
SDR	SINGLE DEFLECTION REGISTER
SF	SUPPLY FAN
SG	SUPPLY GRILLE
SP	STATIC PRESSURE
SS	STAINLESS STEEL
SUP	SUPPLY
SV	SOLENOID VALVE
TC	TIME CLOCK
TD	THERMALLY INSULATED DUCT
TD	TRANSFER DUCT
TF	TRANSFER FAN
TG	TRANSFER GRILLE
TR	TEMPERATURE RISE
TT	THERMOSTATIC TRAP
UH	UNIT HEATER
VAV	VARIABLE AIR VOLUME BOX
VB	VACUUM BREAKER
VD	VOLUME DAMPER
VF	VENTILATION FAN
WC	WATER COLUMN
WG	WALL GRILLE
WR	WALL REGISTER
ACOUSTICALLY LINED DUCT	
ACV 2 - WAY	
ACV 3 - WAY	
BALANCE VALVE	
BACKDRAFT DAMPER	
CAP - PIPE	
CHECK VALVE	




GOULD RESTAURANT

PORTLAND, MAINE

Harriman Project No.	Project Number
Key Plan	Proj North

Issues and Revisions

Mark	Date	Description
05-31-13		ISSUED FOR CONSTRUCTION



Drawing Scales	
NO SCALE	
PA / PE: CG	© 2013 Harriman Associates
Drawn By: JSC	

LEGEND AND GENERAL NOTES

M00.1