

HARRIMAN

AUBURN PORTLAND MANCHESTER

GOULD RESTAURANT


414 FORE STREET
PORTLAND, ME 04101

Harriman Project No. 12752

Key Plan Proj North

Issues and Revisions

Mark	Date	Description
05-21-13		75% REVIEW
05-31-13		ISSUED FOR CONSTRUCTION



Drawing Scales		
1/8" = 1'-0"		
PA / PE: RBB	© 2013	Harriman Associates
Drawn By: CMP		

ABBREVIATIONS AND LEGENDS

A00.1

SYMBOLS USED AS ABBREVIATIONS

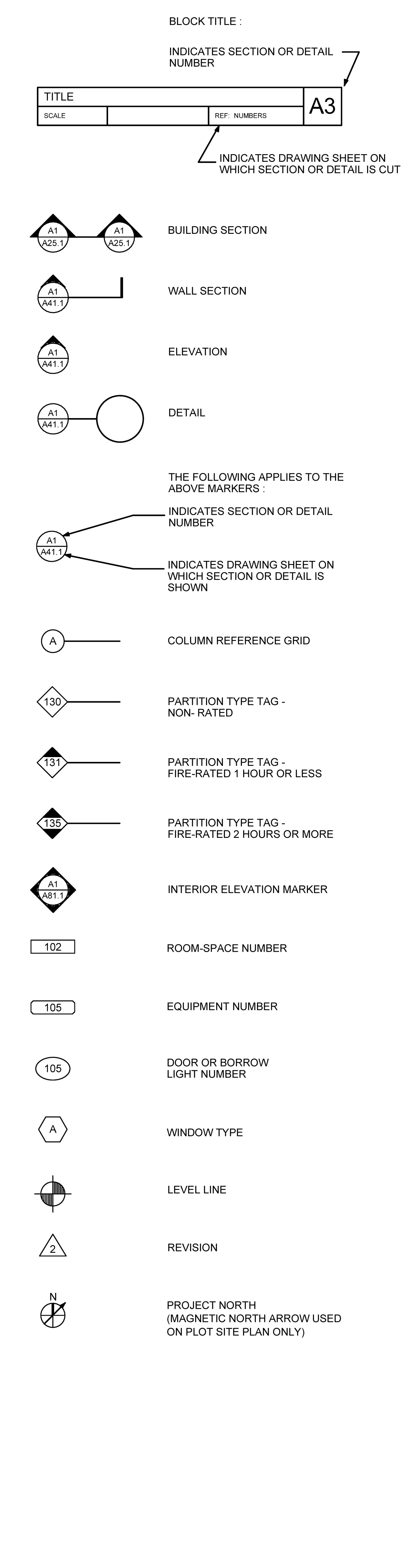
- ∠ --- ANGLE
- --- CENTER LINE
- ▬ --- PLATE
- ⊙ --- DIAMETER
- --- CHANNEL
- --- SQUARE

ABBREVIATIONS

- ABT ABOUT
- ACB ABOVE CEILING BELOW
- AFP ABOVE FINISH FLOOR
- AFG ABOVE FINISH GRADE
- AD ACCESS DOOR
- AP ACCESS PANEL
- AC ACOUSTICAL
- AL ACOUSTICAL LINING
- ACT ACOUSTICAL TILE
- ADJ ADJUSTABLE
- AC AIR CONDITIONING
- ALT ALTERNATE
- AL ALUMINUM
- AB ANCHOR BOLT
- APX APPROXIMATE
- ARCH ARCHITECT (URAL)
- BDD BACKDRAFT DAMPER
- BJ BAR JOIST
- BSMT BASEMENT
- BSP BASE PLATE
- BP BEARING PLATE
- BM BENCH MARK
- BIT BITUMINOUS
- BLKG BLOCKING
- BD BOARD
- BOT BOTTOM
- BOF BOTTOM OF FOOTING
- BW BOTTOM OF WALL
- BTU BRITISH THERMAL UNIT
- BLDG BUILDING
- CAB CABINET
- CUH CABINET UNIT HEATER
- CPT CARPET (ED)
- CI CAST IRON
- CB CATCHBASIN
- CLG CEILING
- CD CEILING DIFFUSER
- CG CEILING GRILLE
- CHT CEILING HEIGHT
- CEM CEMENT (TIOUS)
- CM CENTIMETER (S)
- CER CERAMIC
- CT CHALKBOARD
- CHBD CHILLED WATER SUPPLY
- CHWS CLEANOUT
- CL CLOSET
- CV COLD WATER
- COL COLUMN
- CONC CONCRETE
- CMU CONCRETE MASONRY UNIT
- CR CONDENSATE RETURN
- CONN CONNECT
- CONST CONSTRUCTION
- CONT CONTINUE (OUS)
- CONTR CONTRACT (OR)
- CT CONTROL JOINT
- CV CONVECTOR
- CORR CORRUGATED
- CMP CORRUGATED METAL PIPE
- CFM CUBIC FEET PER MIN.
- CF CUBIC FEET
- CY CUBIC YARD
- CULV CULVERT
- DL DEAD LOAD
- DMT DEMOUNTABLE
- DTL DETAIL
- DIAG DIAGONAL
- DIA DIAMETER
- DIM DIMENSION
- DIV DIVISION
- DS DOOR GRILLE
- DH DOUBLE HUNG
- DF DOUGLAS FIR
- DN DOWN
- DWG DRAWING
- DF DRINKING FOUNTAIN
- DW DUCT WRAP
- ES EACH SIDE
- DMT DEMOUNTABLE
- DTL DETAIL
- DIAG DIAGONAL
- DIA DIAMETER
- DIM DIMENSION
- DIV DIVISION
- DS DOOR GRILLE
- DH DOUBLE HUNG
- DF DOUGLAS FIR
- DN DOWN
- DWG DRAWING
- DF DRINKING FOUNTAIN
- DW DUCT WRAP
- ES EACH SIDE
- EAST EAST
- EIFS EXTERIOR INSULATED FINISH SYSTEM
- ELEC ELECTRIC (AL)
- EM ELECTRIC MANHOLE
- EP ELECTRIC PANEL
- EWK ELECTRIC WATER COOLER
- EL ELEVATION (S)
- EQ EQUAL
- EST ESTIMATE
- EF EXHAUST FAN
- ER EXHAUST REGISTER
- EXG EXISTING
- EB EXPANSION BOLT
- EXP EXPANSION
- EXT EXPANSION JOINT
- EXTERIOR
- FOC FACE OF CONCRETE
- FOS FACE OF STUD
- FS FAR SIDE
- FIN FINISH (ED)
- FL FINISH LENGTH
- FA FIRE ALARM
- FD FIRE DAMPER
- FES FIRE EXTINGUISHER
- FS FIRE HOSE STATION
- FLG FLASHING
- FC FLEXIBLE CONNECTION
- FLR FLOOR (ING)
- FCO FLOOR CLEANOUT
- FD FLOOR DRAIN
- FRR FLOOR RETURN REGISTER
- FTG FOOTING
- FD FOUNDATION DRAIN
- FAI FRESH AIR INTAKE
- FY MINIMUM YIELD STRESS (KSI)
- GAGE GAUGE
- GPM GALLONS PER MINUTE
- GALV GALVANIZED
- GV GATE VALVE
- GC GENERAL CONTRACT (OR)
- GL GLASS
- GB GRAB BAR
- GPDW GYPSUM DRY WALL
- H HARDENER
- HTG HEATING
- HVAC HEATING-VENTILATING-AIR CONDITIONING
- HT HEIGHT
- HPS HIGH PRESSURE STEAM
- HM HOLLOW METAL
- HORIZ HORIZONTAL
- HB HOSE BIBB
- HD HUB DRAIN
- HTW HOT TEMPERATURE WATER
- HW HOT WATER
- HYD HYDRANT
- ID INSIDE DIAMETER
- INS INSULATE (D) (ION)
- INT INTERIOR
- INV INVERT
- IPS IRON PIPE SIZE
- JC JANITOR'S CLOSET
- JT JOINT
- K KIPS
- KSI KIPS PER SQUARE INCH
- KIT KITCHEN

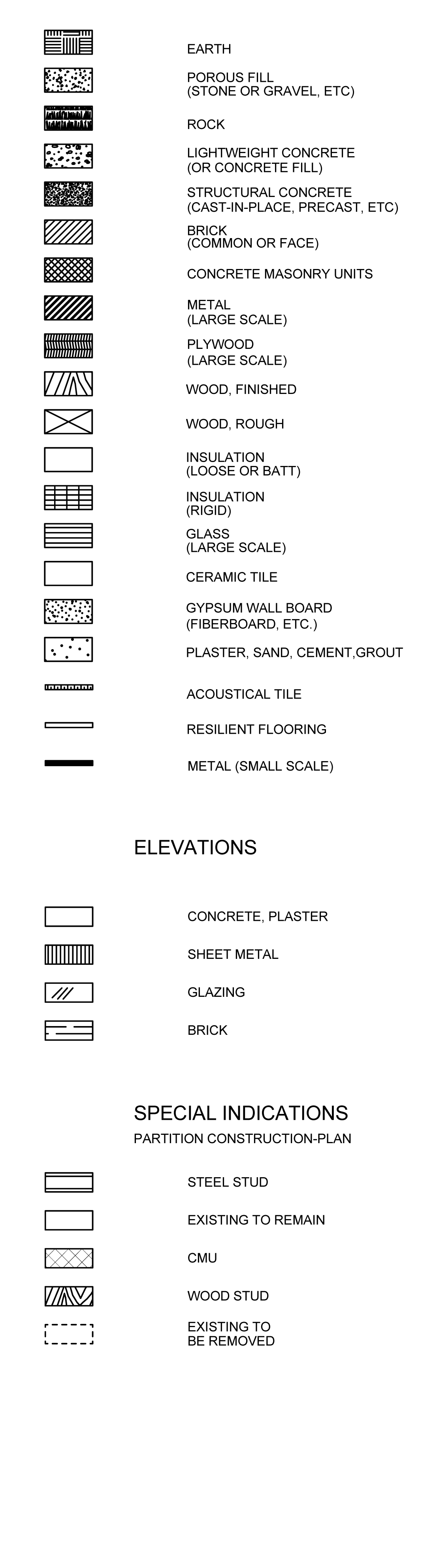
- LAB LABORATORY
- LAM LAMINATE (D)
- LAV(L) LAVATORY
- LF LAWN FAUCET
- LTG LIGHTING
- LD LINEAR DIFFUSER
- LID LINED DUCT
- LF LINEAL FEET
- LTL LINEAL
- LL LIVE LOAD
- LG LONG
- LPS LOW PRESSURE STEAM
- LTW LOW TEMPERATURE STEAM
- LW LIMIT OF WORK
- LB(S) POUNDS
- MH MANHOLE
- MD MANUAL DAMPER
- MFR MANUFACTURE (R)
- MAS MASONRY
- MO MASONRY OPENING
- MAX MAXIMUM
- MECH MECHANICAL
- MED MEDIUM
- MET METAL
- MT METAL THRESHOLD
- M METER (S)
- MM MILLIMETER (S)
- MIN MINIMUM
- MISC MISCELLANEOUS
- MR MOP RECEPTOR
- MTD MOUNTED
- MB MOTORIZED DAMPER
- MBH 1000 BRITISH THERMAL UNIT
- NS NEAR SIDE
- NC NORMALLY CLOSED
- NO NORMALLY OPEN
- N NORTH
- NA NOT APPLICABLE
- NIC NOT IN CONTRACT
- NTS NOT TO SCALE
- No NUMBER
- OFF OFFICE
- OC ON CENTER (S)
- OED OPEN END DUCT
- OPN OPENING
- OPP OPPOSITE
- OPH OPPOSITE HAND
- OH OUTSIDE DIAMETER
- OH OVERHEAD
- PNT PAINT (ED)
- PAL PANEL
- PAR PARALLEL
- PTN PARTITION
- PLAM PLASTIC LAMINATE
- P PLATE
- PLUMBING PLUMBING
- PWD POINT
- PT POINT TO POINT
- PWG POLISHED WIRE GLASS
- PVC POLYVINYL CHLORIDE
- PSF POUNDS PER SQUARE FOOT
- PSI POUNDS PER SQUARE INCH
- PL PREFINISHED
- PL PROPERTY LINE
- P PUMP
- QT QUARRY TILE
- RAD RADIATION
- RAD RADIUS
- REF REFERENCE
- REFR REFRIGERATOR
- RA RETURN AIR
- RG RETURN GRILLE
- RR RETURN REGISTER
- REV REVISION (S)
- RW RIGHT OF WAY
- R RISER
- RD ROOF DRAIN
- RL ROOF LEADER
- RM ROOM
- RO ROUGH OPENING
- RB RUBBER BASE
- S SANITARY
- SEC SECTION
- SSK SERVICE SINK
- SHT SHEET
- SIM SIMILAR
- SK SINK
- SD SMOKE DAMPER
- S SOIL
- SMU SOLID MASONRY UNIT
- S SOUTH
- SPRICE SPRUCE PINE FIR
- SPEC SPECIFICATION (S)
- S SQUARE
- SS STAINLESS STEEL
- STD STANDARD
- S STEAM
- STL STEEL
- STOR STORAGE
- SD STORM DRAIN
- SDMH STORM DRAIN MANHOLE
- SA SUPPLY AIR
- SF SUPPLY FAN
- SG SUPPLY GRILLE
- SR SUPPLY REGISTER
- SYM SYMMETRY (ICAL)
- SYS SYSTEM
- TKBD TACKBOARD
- TEL TELEPHONE
- TV TELEVISION
- TB TEST BORING
- T TEST PIT
- T THERMOSTAT
- THK THICK (NESS)
- TPTN TOLET PARTITION
- T&G TONGUE & GROOVE
- TOC TOP OF CONCRETE
- TOF TOP OF FOOTING
- TOS TOP OF STEEL
- T TOTAL LOAD
- TD TRANSFER DUCT
- TG TRANSFER GRILLE
- T TREAD
- TD TRENCH DRAIN
- TYP TYPICAL
- UD UNDERDRAIN
- UGD UNDERGROUND DUCTWORK
- UH UNIT HEATER
- UNO UNLESS NOTED OTHERWISE
- UR URINAL
- UV UNIT VENTILATOR
- VAV VARIABLE AIR VOLUME
- VENT VENT
- VTR VENT THRU ROOF
- V VERTICAL
- VV VINYL BASE
- VCT VINYL COMPOSITION TILE
- VF VINYL FABRIC
- VD VOLUME DAMPER
- WCO WALL CLEANOUT
- WG WALL GRILLE
- WH WALL HUNG
- WR WALL REGISTER
- WC WATER CLOSET
- WCH WATER CLOSET HANDICAP
- WWF WELDED WIRE FABRIC
- W WEST WIDTH, WIDE
- WIN WINDOW
- W WITH
- WO WITHOUT
- WD WOOD
- WP WORKING POINT

PLAN - SECTION



A3 Graphic Symbols Legend SCALE: 1/8" = 1'-0"

PLAN - SECTION



A4 Materials Legend SCALE: 1/8" = 1'-0"

A1 Contract Drawing Abbreviations SCALE: 1/8" = 1'-0"